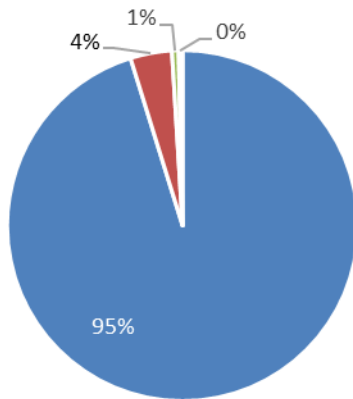


# Metropolitan Council

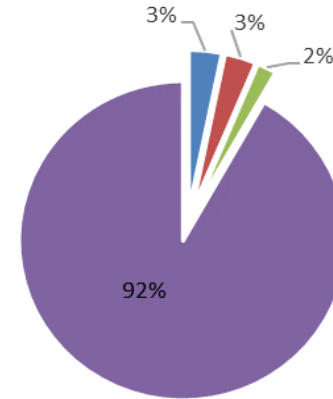
## Procurement Summary Information - First Quarter, 2021

| Dollar Amount Range    | Number of Procurements |              | Percent Value \$ | Total Value \$       |                      |
|------------------------|------------------------|--------------|------------------|----------------------|----------------------|
|                        | First Quarter          | YTD          | First Quarter    | First Quarter        | YTD                  |
| \$0 - \$10,000         | 8,793                  | 8,793        | 3.2%             | \$8,876,996          | \$8,876,996          |
| \$10,001 - \$50,000    | 354                    | 354          | 3.1%             | \$8,536,165          | \$8,536,165          |
| \$50,001 - \$175,000   | 57                     | 57           | 1.9%             | \$5,193,760          | \$5,193,760          |
| \$175,001 - \$250,000  | 9                      | 9            | .8%              | \$2,061,105          | \$2,061,105          |
| \$250,001 - \$500,000  | 6                      | 6            | .7%              | \$1,971,999          | \$1,971,999          |
| Greater Than \$500,000 | 18                     | 18           | 90.3%            | \$248,020,957        | \$248,020,957        |
| <b>Grand Total</b>     | <b>9,237</b>           | <b>9,237</b> | <b>100%</b>      | <b>\$274,660,982</b> | <b>\$274,660,982</b> |

Procurements by # of Transactions Q1-2021



Procurements by Contract \$ Value Q1-2021



■ \$0-10,000 ■ \$10,000-50,000 ■ \$50,000-175,000 ■ \$175,000+

■ \$0-10,000 ■ \$10,000-50,000 ■ \$50,000-175,000 ■ \$175,000+

**Details of Procurement Valued Between \$175,001 and \$250,000**

**Award Based on Formal Invitation for Bid**

| <b>#</b> | <b>Contractor</b>                        | <b>Amount</b> | <b>Division</b> | <b>Description</b>     | <b>Solicitation Method</b> | <b>Contractor Location</b> | <b>Contract Number</b> | <b>DBE/ MCUB Goal</b> | <b>DBE/ MCUB Commitment</b> |
|----------|--|---------------|-----------------|------------------------|----------------------------|----------------------------|------------------------|-----------------------|-----------------------------|
| 1        | Express Image Inc                        | \$180,894     | MT              | Shelter Signs Printing | Bids                       | Little Canada              | 20P125                 | None                  | None                        |
| 2        | Voestalpine Railway Systems Nortrack Inc | \$184,007     | MT              | Rail Parts             | Bids                       | Birmingham AL              | 21P005                 | None                  | None                        |

**Details of Procurement Valued Between \$175,001 and \$250,000**

**Award Based on Request for Proposal**

| <b>#</b> | <b>Contractor</b>   | <b>Amount</b> | <b>Division</b> | <b>Description</b>                | <b>Solicitation Method</b> | <b>Contractor Location</b> | <b>Contract Number</b> | <b>DBE/ MCUB Goal</b> | <b>DBE/ MCUB Commitment</b> |
|----------|---------------------|---------------|-----------------|-----------------------------------|----------------------------|----------------------------|------------------------|-----------------------|-----------------------------|
| 1        | HDR Engineering Inc | \$249,774     | MT              | Support Facilities Strategic Plan | Proposals                  | Chicago, IL                | 19P362A                | 5%                    | 5.2%                        |

**Details of Procurement Valued Between \$175,001 and \$250,000**

**Award Based on Other Processes**

| <b>#</b> | <b>Contractor</b>             | <b>Amount</b> | <b>Div.</b> | <b>Description</b>   | <b>Solicitation Method</b> | <b>Contractor Location</b> | <b>Contract/ PO Number</b> | <b>MCUB/DBE Goal</b> | <b>MCUB/DBE Commitment</b> |
|----------|-------------------------------|---------------|-------------|--|----------------------------|----------------------------|----------------------------|----------------------|----------------------------|
| 1        | Midway Ford Truck Utilities   | \$207,627     | MT          | Purchase and Outfitting of E&F Helper Trucks - Replacement of 476 and 3 Expansions | State Contract             | St Paul, MN                | 20P335                     | None                 | None                       |
| 2        | Parkeon                       | \$225,000     | MT          | Software Maintenance & Support   | Sole Source                | Moorestown, NJ             | 20P293                     | None                 | None                       |
| 3        | Westmont Industries LLC       | \$225,920     | MT          | Hiawatha LRT Turn Table Replacement Project  | Sole Source                | Santa Fe Springs, CA       | 20P309                     | None                 | None                       |
| 4        | GS Systems Inc DBA Wonderware | \$226,450     | ES          | Wonderware Software Annual License Maintenance                                     | Sole Source                | Brookfield, WI             | 21P027                     | None                 | None                       |
| 5        | Insight Public Sector Inc     | \$240,686     | RA          | Hardware purchase  | State Contract             | Dallas, TX                 | 21P023                     | None                 | None                       |
| 6        | Assetworks LLC                | \$246,078     | ES          | Vehicle Monitoring Service   | Sole Source                | Wayne, PA                  | 21P072                     | None                 | None                       |

**Details of Procurement Valued Between \$250,001 and \$500,000**

**Award Based on Other Processes**

| <b>#</b> | <b>Contractor</b>                  | <b>Amount</b> | <b>Div.</b> | <b>Description</b>   | <b>Solicitation Method</b> | <b>Contractor Location</b> | <b>Contract Number</b> | <b>DBE/<br/>MCUB<br/>Goal</b> | <b>DBE/<br/>MCUB<br/>Commitment</b> |
|----------|------------------------------------|---------------|-------------|--|----------------------------|----------------------------|------------------------|-------------------------------|-------------------------------------|
| 1        | Burnsville Automotive Inc          | \$271,146     | MTS         | Metro Mobility Toyota Highlander Hybrid Purchase                               | State Contract             | Burnsville, MN             | 21P093                 | None                          | None                                |
| 2        | Independent Emergency Services LLC | \$279,216     | MT          | Transit NG9-1-1 Total Hardware and Software Full Maintenance Agreement         | Sole Source                | Hutchinson, MN             | 20P022                 | None                          | None                                |
| 3        | Siemens Mobility                   | \$310,000     | MT          | LRT-LRV- MDS Replacement Parts   | Sole Source                | Louisville, KY             | 20P190                 | None                          | None                                |
| 4        | LOGIS                              | \$413,055     | MT          | Software Maintenance & Support   | Sole Source                | Golden Valley, MN          | 20P326                 | None                          | None                                |
| 5        | Genfare                            | \$450,000     | MT          | Genfare Yearly Sole Source   | Sole Source                | Elk Grove Village, IL      | 20P295                 | None                          | None                                |
| 6        | Tenvoorde Ford Inc                 | \$480,000     | MT          | Purchase Replacement Squads and Outfitting (Replaces 1910, 11, 16, 17, 32, 47) | State Contract             | St Cloud, MN               | 20P248                 | None                          | None                                |

**Details of Procurement Valued Between \$250,000- \$500,000**

**Award Based on Formal Invitation for Bid**

| # | Contractor              | Amount    | Division | Description   | Solicitation Method | Contractor Location | Contract Number | DBE/<br>MCUB<br>Goal | DBE/<br>MCUB<br>Commitment |
|---|-------------------------|-----------|----------|---|---------------------|---------------------|-----------------|----------------------|----------------------------|
| 1 | Killmer Electric Co Inc | \$323,250 | MT       | Variable Message Sign Upgrade Lindbergh Terminal 1 and HHH Terminal 2 | Bids                | Crystal             | 20P074          | None                 | None                       |

**Details of Procurement Valued Over \$500,000**

**Award Based on All Processes**

| <b>#</b> | <b>Contractor</b>               | <b>Amount</b> | <b>Div.</b> | <b>Description</b>                                      | <b>Solicitation Method</b> | <b>Contractor Location</b> | <b>Contract Number</b> | <b>MCUB/DBE Goal</b> | <b>MCUB/DBE Commitment</b> |
|----------|---------------------------------|---------------|-------------|---|----------------------------|----------------------------|------------------------|----------------------|----------------------------|
| 1        | Lube-Tech & Partners LLC        | \$507,386     | MT          | Diesel Exhaust Fluid (DEF)                              | Bids                       | Golden Valley, MN          | 20P226                 | None                 | None                       |
| 2        | Brasco International Inc        | \$523,700     | MT          | Bus Shelter Purchases                                   | Bids                       | Brasco, MI                 | 20P061                 | None                 | None                       |
| 3        | Waste Management                | \$575,000     | MT          | Solid Waste and Recyclable Material Removal             | Bids                       | Louisville, KY             | 20P040                 | None                 | None                       |
| 4        | Trapeze Software Group Inc      | \$692,695     | RA          | Software License Renewal/Support                        | Sole Source                | Cedar Rapids, IA           | 20P326                 | None                 | None                       |
| 5        | Paragon Development Systems Inc | \$788,420     | ES          | Hardware and associated maintenance support             | Proposals                  | Chicago, IL                | 20P044                 | None                 | None                       |
| 6        | Hawkins Inc                     | \$892,260     | ES          | Emergency Declaration Disinfection Chemicals Supply     | Other                      | MPLS                       | 21P090                 | None                 | None                       |
| 7        | Batteries Plus                  | \$921,510     | MT          | 3-year Bus Battery Purchase Contract with 1 Year Option | Bids                       | MPLS                       | 20P272                 | None                 | None                       |
| 8        | Shaw-Lundquist Assoc Inc        | \$1,820,194   | ES          | Rogers WWTR Misc. Modifications                         | Bids                       | MPLS                       | 20P183                 | 13%                  | 34.10%                     |

|    |                                  |               |    |   |             |                                    |        |      |        |
|----|----------------------------------|---------------|----|---|-------------|------------------------------------|--------|------|--------|
| 9  | Venable LLP                      | \$2,445,920   | MT | Legal Services  | Proposals   | Baltimore, MD                      | 20P007 | None | None   |
| 10 | SM Hentges and Sons              | \$2,547,881   | ES | South Saint Paul WWTP Reconveyance, Lift Station L65 Improvements & Lift Station L74 Improvements | Bids        | Jordan, MN                         | 20P158 | 13%  | 8.90%  |
| 11 | Parkeon                          | \$2,908,987   | MT | Orange D Line Ticket Vending Machines   | Sole Source | Moorestown, NJ                     | 20P175 | None | None   |
| 12 | Trapeze Software Group Inc       | \$10,341,807  | MT | Transitmaster Maintenance Agreement - CAD/AVL System  | Sole source | Cedar Rapids, IA                   | 20P218 | None | None   |
| 13 | Shank Constructors Inc           | \$13,119,800  | ES | MWWTP Site Preparation and Improvements   | Bids        | Brooklyn Park                      | 20P220 | 8%   | 9.05%  |
| 14 | Gillig LLC                       | \$13,648,091  | MT | Multi-year Contract for the Purchase of 26 Forty-Foot Buses                                       | Proposals   | Livermore, CA                      | 19P122 | None | None   |
| 15 | Polydyne Inc                     | \$15,700,000  | ES | Polymer   | Bids        | Atlanta, GA                        | 19P249 | None | None   |
| 16 | Thomas and Sons Construction Inc | \$26,201,146  | MT | D Line System-wide Construction   | Bids        | Rogers                             | 20P279 | 15%  | 16.88% |
| 17 | Shank Constructors Inc           | \$32,388,600  | ES | MWWTP Secondary Treatment Renewal   | Bids        | Brooklyn Park                      | 20P228 | 2%   | 2.29%  |
| 18 | New Flyer of America Inc         | \$121,997,561 | MT | Multi-year Contract for the Purchase of 143 Standard Base-order Sixty-foot Buses                  | Proposals   | Anniston, AL; St. Cloud; Crookston | 19P321 | None | None   |



## Q1 2021 - Summary of MCUB Utilization

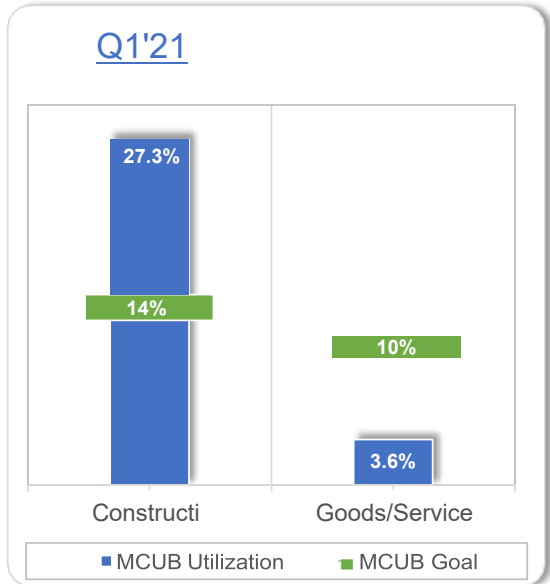
|   | CONSTRUCTION   | GOODS & SERVICES | TOTAL SPEND       |
|---|----------------|------------------|-------------------|
| <b>Q1'21 - ALL SPEND - MCUB ELIGIBLE:</b> | \$4,616,769.55 | \$35,001,517.0   | \$39,618,286.54   |
| <b>Q1'21 - MCUB ACTUAL SPEND:</b>         |                |                  | \$2,516,203.69 6% |

**Construction Procurements** (# payments / \$ value): **88** **\$1,258,785.04** 3.2%

|   |       |                    |
|---|-------|--------------------|
| <i>Actual Spend on MCUB of MCUB Eligible:</i> | 27.3% |                    |
| <i>Subcontracting Opportunity</i>             | 86    | \$1,190,402.61 95% |
| <i>Purchase Orders Transactions</i>           | 2     | \$68,382.43 5%     |

**Goods & Services Procurements** (# payments / \$ value): **1,196** **\$1,257,418.65** 3.2%

|   |       |                |
|---|-------|----------------|
| <i>Actual Spend on MCUB of MCUB Eligible:</i> | 3.6%  |                |
| <i>Subcontracting Opportunity</i>             | 0     | \$0            |
| <i>P-Card Transactions</i>                    | 86    | \$19,230.95    |
| <i>Purchase Orders Transactions</i>           | 1,110 | \$1,238,187.70 |



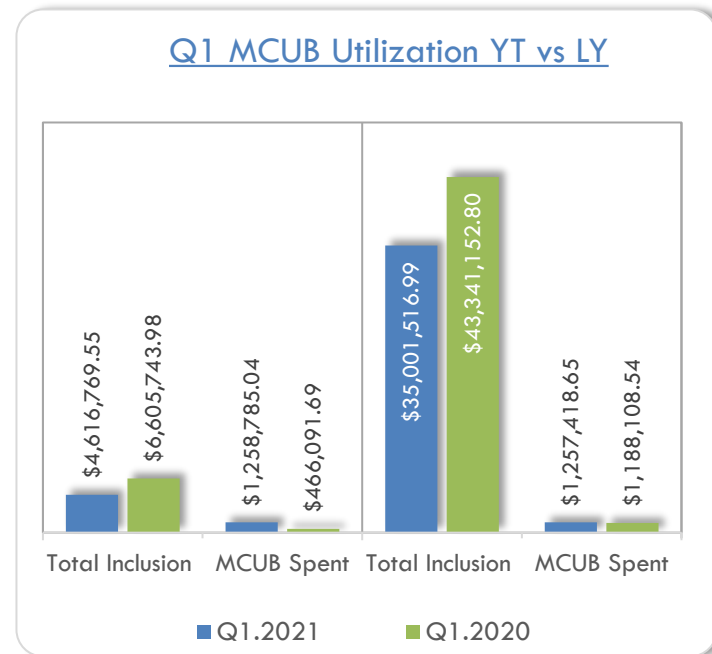


## MCUB Utilization Same YT vs LY

|                         | CONSTRUCTION            |                       | GOODS & SERVICES        |                       |
|-------------------------|-------------------------|-----------------------|-------------------------|-----------------------|
|                         | Total Inclusion         | MCUB Spent            | Total Inclusion         | MCUB Spent            |
| <b>Q1.2021</b>          | <b>\$4,616,769.55</b>   | <b>\$1,258,785.04</b> | <b>\$35,001,516.99</b>  | <b>\$1,257,418.65</b> |
| <b>Q1.2020</b>          | <b>\$6,605,743.98</b>   | <b>\$466,091.69</b>   | <b>\$43,341,152.80</b>  | <b>\$1,188,108.54</b> |
| <b>Spending change</b>  | <b>(\$1,988,974.43)</b> | <b>\$792,693.35</b>   | <b>(\$8,339,635.81)</b> | <b>\$69,310.11</b>    |
| <b>Rate of Change %</b> | <b>-30.11%</b>          | <b>170.07%</b>        | <b>-19.24%</b>          | <b>5.83%</b>          |

## MCUB Utilization Year To Date

|  |                    |                 |
|--|--------------------|-----------------|
| <b>Construction</b><br>(2021 MCUB Goal: 14%)         | Total Inclusion \$ | \$4,616,769.55  |
|  | Total MCUB Spend   | \$1,258,785.04  |
|  | MCUB Spend %       | 27.3%           |
| <b>Goods &amp; Services</b><br>(2021 MCUB Goal: 10%) | Total Inclusion \$ | \$35,001,516.99 |
|  | Total MCUB Spend   | \$1,257,418.65  |
|  | MCUB Spend %       | 3.6%            |





## Q1 2021 - MCUB Utilization by Division/Department

|  |                                     |
|--|-------------------------------------|
| <b>A. Total Spend (PO &amp; P-card) - All Divisions:</b> | <b>\$141,380,593.68</b>             |
| <b>B. Total Exclusions</b>                               | <b>\$101,762,307.14</b> <b>72%</b>  |
| <b>C. Total Inclusions</b>                               | <b>\$39,618,286.54</b> <b>28%</b>   |
| <i>MCUB Total Construction</i>                           | <i>\$1,258,785.0</i> <i>3.18%</i>   |
| <i>MCUB Total Goods/Services</i>                         | <i>\$1,257,418.65</i> <i>3.17%</i>  |
| <b>D. Total MCUB commitment</b>                          | <b>\$2,516,203.69</b> <b>6.4%</b>   |
| <i>MCUB Total Construction</i>                           | <i>\$1,258,785.0</i> <i>50.03%</i>  |
| <i>MCUB Total Goods/Services</i>                         | <i>\$1,257,418.65</i> <i>49.97%</i> |

### ENVIRONMENTAL SERVICES - Total MCUB Spend (PO + P-card) \$1,295,457.79      51%

|                                   | # payments | Category \$\$  |       | Trans #                                  | Category \$\$ |                            |
|-----------------------------------|------------|----------------|-------|--|---------------|----------------------------|
| <i>PO MCUB Construction total</i> | 0          | \$0.00         | 0.00% | <i>PO MCUB Goods &amp; Services</i>      | 827           | \$231,763.25      17.9%    |
| <i>P-card MCUB total</i>          | 14         | \$4,040.72     | 0.31% | <i>total Subcontracting Opportunity</i>  | 65            | \$1,059,653.82      81.8%  |
| <i>All Division Construction</i>  | 13         | \$2,323,989.40 | 5.87% | <i>All Division Goods &amp; Services</i> | 3912          | \$5,427,393.04      13.70% |

|                                 |                                    |                         |                          |                                |                           |                                      |                         |                 |
|---------------------------------|------------------------------------|-------------------------|--------------------------|--------------------------------|---------------------------|--------------------------------------|-------------------------|-----------------|
| MCES Materials<br>Supplies Adjs | WW P&CD Interceptor<br>Engineering | Interceptor Maintenance | Seneca Maintenance       | Metro LBU<br>Maintenance       | Maintenance<br>Routine    | Supp Srvc-<br>Analytical Lab<br>Srvs | Blue Lake<br>Operations | MBU-Security    |
| \$117,845.97                    | \$28,627.93                        | \$23,391.31             | \$11,079.98              | \$8,382.72                     | \$8,369.92                | \$6,756.00                           | \$4,900.00              | \$4,356.96      |
| WWS<br>Warehouse                | Empire Maintenance                 | Blue Lake Maintenance   | Eagles Point Maintenance | St Croix Valley<br>Maintenance | Metro SMBU<br>Maintenance | Interceptor<br>Operations            | Water Resources         | Blue Lake NEFCO |
| \$3,915.74                      | \$3,678.00                         | \$3,227.99              | \$2,121.21               | \$1,747.51                     | \$1,555.99                | \$508.85                             | \$322.47                | \$286.80        |
| Empire<br>Operations            | St Croix Valley Operations         | Rogers Maintenance      | Hastings Maintenance     | East Bethel<br>Maintenance     |                           |                                      |                         |                 |
| \$231.18                        | \$225.76                           | \$159.74                | \$48.10                  | \$23.12                        |                           |                                      |                         |                 |

**METRO TRANSIT - Total MCUB Spend (PO + P-card)**

**\$641,874.95** **26%**

|                                   | # payments | Category \$\$         |               | Trans #                                   | Category \$\$ |                                    |
|-----------------------------------|------------|-----------------------|---------------|---|---------------|------------------------------------|
| <i>PO MCUB Construction total</i> | <b>2</b>   | <b>\$68,382.43</b>    | <b>10.65%</b> | <i>PO MCUB Goods &amp; Services total</i> | <b>248</b>    | <b>\$429,069.70</b> <b>67%</b>     |
| <i>P-card MCUB total</i>          | <b>55</b>  | <b>\$13,674.03</b>    | <b>2.13%</b>  | <i>Subcontracting Opportunity</i>         | <b>21</b>     | <b>\$130,748.79</b> <b>20.37%</b>  |
| <i>All Division Construction</i>  | <b>19</b>  | <b>\$2,292,780.15</b> | <b>5.79%</b>  | <i>All Division Goods &amp; Services</i>  | <b>5397</b>   | <b>\$8,816,010.93</b> <b>22.3%</b> |

|                                |                 |                                 |                                |                              |                                |                             |                                |                    |
|--------------------------------|-----------------|---------------------------------|--------------------------------|------------------------------|--------------------------------|-----------------------------|--------------------------------|--------------------|
| Engineering and Facilities Adm | Overhaul-TXbase | Maint of Support Facilities     | Engineering and Facilities Adm | Maint of Public Facilities   | Transit Info /Schedule Dist    | Mpls O&M Stores-TXBase Only | Maintenance of Way - Northstar | Stores Admin - LRT |
| \$158,678.03                   | \$103,917.60    | \$71,271.90                     | \$68,382.43                    | \$29,496.97                  | \$12,961.24                    | \$11,912.66                 | \$9,962.00                     | \$5,706.58         |
| Mktg Graphics Sales Comm Minn  | LRV Overhaul    | Facility and Asset Security Svs | Bus Transportation Admin       | MPLS RSF Stores, TxBase Only | Police Admin and Investigation | IS-Management               | Metro Transit-Wide costs       | All other          |
| \$4,951.36                     | \$4,461.63      | \$3,715.43                      | \$3,000.00                     | \$2,982.87                   | \$2,903.00                     | \$2,493.99                  | \$416.50                       | \$237.94           |

**REGIONAL ADMINISTRATION - Total MCUB Spend (PO + P-card)**

**\$59,282.13** **2%**

|                                   | # payments                     | Category \$\$          |              | Trans #                                   | Category \$\$ |                                 |
|-----------------------------------|--------------------------------|------------------------|--------------|---|---------------|---------------------------------|
| <i>PO MCUB Construction total</i> | <b>0</b>                       | <b>\$0.00</b>          | <b>0.0%</b>  | <i>PO MCUB Goods &amp; Services total</i> | <b>24</b>     | <b>\$57,865.03</b> <b>97.6%</b> |
| <i>P-card MCUB total</i>          | <b>14</b>                      | <b>\$1,417.10</b>      | <b>2.39%</b> | <i>Subcontracting Opportunity</i>         | <b>0</b>      | <b>\$0.00</b> <b>0.00%</b>      |
| <i>All Division Construction</i>  | <b>0</b>                       | <b>\$0.00</b>          | <b>0.00%</b> | <i>All Division Goods &amp; Services</i>  | <b>259</b>    | <b>\$824,182.84</b> <b>2.1%</b> |
| HR-Benefits                       | 390 Rent and Operating Expense | Central Services-Admin | HR LOD       | IS-Management                             |               |                                 |
| \$30,770.30                       | \$20,600.17                    | \$4,019.56             | \$1,475.00   | \$1,000.00                                |               |                                 |

**TRANSPORTATION SERVICES \$ (PO + P-card)**

\$511,368.98 **20.32%**

|                                   | # payments | Category \$\$ |       |
|-----------------------------------|------------|---------------|-------|
| <i>PO MCUB Construction total</i> | 0          | \$0.00        | 0.00% |
| <i>P-card MCUB</i>                | 1          | \$17.10       | 0.00% |
| <i>All Division</i>               | 0          | \$0.00        | 0.00% |

|   | Trans # | Category \$\$   |         |
|---|---------|-----------------|---------|
| <i>PO MCUB Goods &amp; Services total</i> | 10      | \$511,351.88    | 100.00% |
| <i>Sub contracting</i>                    | 0       | \$0.00          | 0.00%   |
| <i>All Division Goods &amp;</i>           | 125     | \$19,897,659.36 | 50.22%  |

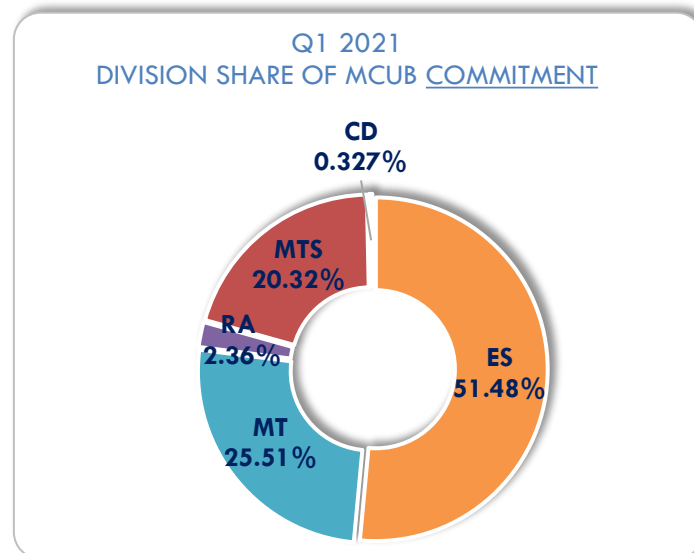
| Metro Mobility Service Center | Fixed Route Prog |
|-------------------------------|------------------|
| \$492,884.40                  | \$18,467.48      |

**COMMUNITY DEVELOPMENT - Total MCUB Spend (PO +**

\$8,219.84 **0.327%**

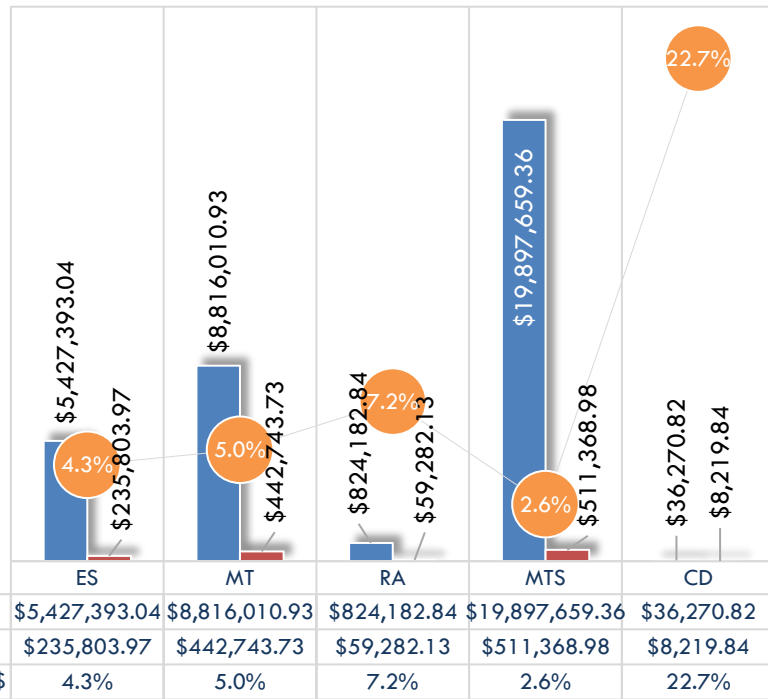
|                                   | # payments | Category |        |
|-----------------------------------|------------|----------|--------|
| <i>PO MCUB Construction total</i> | 0          | \$0.00   | 0.00%  |
| <i>P-card MCUB total</i>          | 2          | \$82.00  | 0.998% |
| <i>All Division Construction</i>  | 0          | \$0.00   | 0.00%  |

|   | Trans # | Category    |        |
|---|---------|-------------|--------|
| <i>PO MCUB Goods &amp; Services total</i> | 1       | \$8,137.84  | 99.00% |
| <i>Subcontracting Opportunity</i>         | 0       | \$0.00      | 0.00%  |
| <i>All Division Goods &amp; Services</i>  | 6       | \$36,270.82 | 0.09%  |



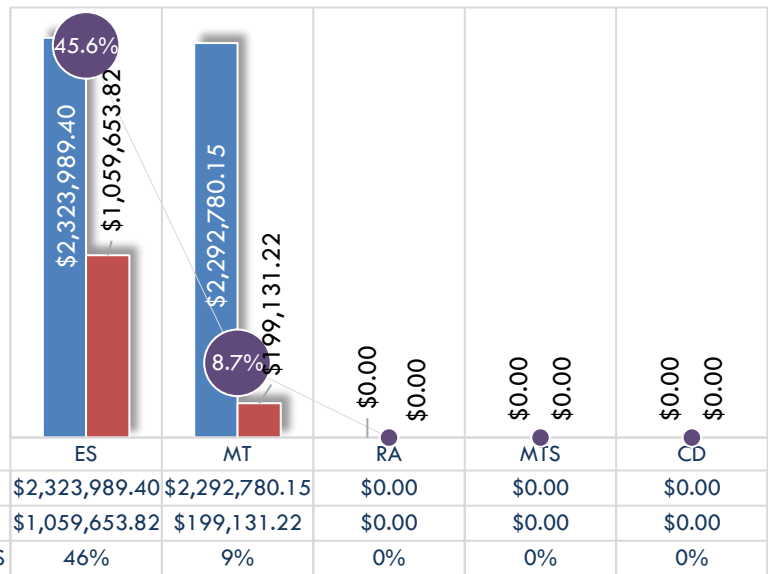
**GOODS & SERVICES  
INCLUSION \$ vs MCUB \$  
BY DIVISION**

**2021  
MCUB  
GOALS**  
Goods  
and  
services:  
**10%**



**CONSTRUCTION  
INCLUSION \$ vs MCUB \$  
BY DIVISION**

**2021  
MCUB  
GOALS**  
Constru  
ction  
**14%**





## Q1 2021 MCUB Utilization Demographics Details

| Demographics Breakdown           | Work Value             | % total | % Inclusion |
|----------------------------------|------------------------|---------|-------------|
| Black American                   | \$611,374.19           | 24%     | 1.54%       |
| Hispanic American                | \$64,118.05            | 3%      | 0.16%       |
| Native American                  | \$184,744.98           | 7%      | 0.47%       |
| Asian-Pacific American           | \$698,924.96           | 28%     | 1.76%       |
| Subcontinent Asian Americans     | \$55,903.11            | 2%      | 0.14%       |
| MBE (CERT)                       | \$0.00                 | 0%      | 0.00%       |
| VET                              | \$4,621.70             | 0%      | 0.01%       |
| Non-Minority                     | \$854,505.09           | 34%     | 2.16%       |
| Unknown                          | \$42,011.61            | 2%      | 0.11%       |
| <b>Total MCUB Subcontracting</b> | <b>\$2,516,203.69</b>  |         |             |
| <b>Total MCUB Inclusion</b>      | <b>\$39,618,286.54</b> |         |             |

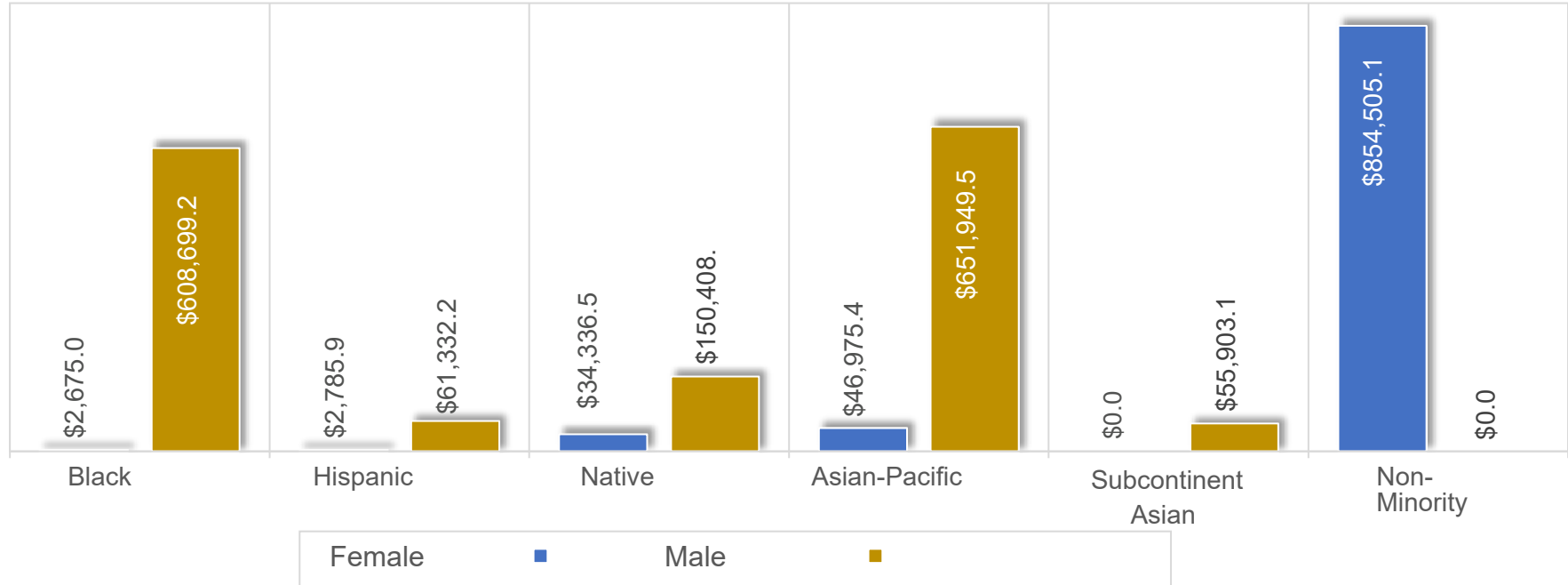
| Gender | Work Value     |
|--------|----------------|
| Male   | \$1,532,914.20 |
| Female | \$941,277.88   |

| MCUB Firms by Gender | # MCUB Firms |
|----------------------|--------------|
| Male                 | 532          |
| Female               | 702          |

| MCUB Firms Ethnicity         | Female       | Male         |
|------------------------------|--------------|--------------|
| Black American               | \$2,675.00   | \$608,699.19 |
| Hispanic American            | \$2,785.85   | \$61,332.20  |
| Native American              | \$34,336.50  | \$150,408.48 |
| Asian-Pacific American       | \$46,975.44  | \$651,949.52 |
| Subcontinent Asian Americans | \$0.00       | \$55,903.11  |
| Non-Minority                 | \$854,505.09 | \$0.00       |

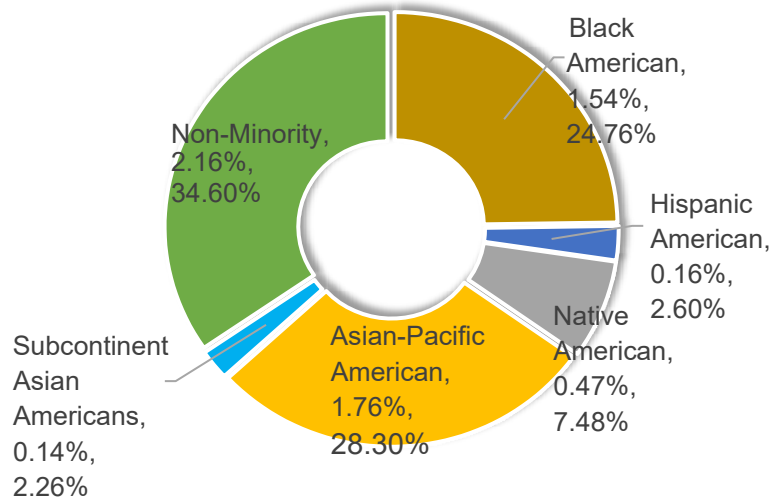
| Number of Unique MCUB Fir    | Female | Male |
|------------------------------|--------|------|
| Black American               | 1      | 9    |
| Hispanic American            | 0      | 2    |
| Native American              | 2      | 2    |
| Asian-Pacific American       | 2      | 2    |
| Subcontinent Asian Americans | 0      | 0    |
| Non-Minority                 | 45     | 0    |

### Q1 2021 MCUB Utilization by Gender & Ethnicity

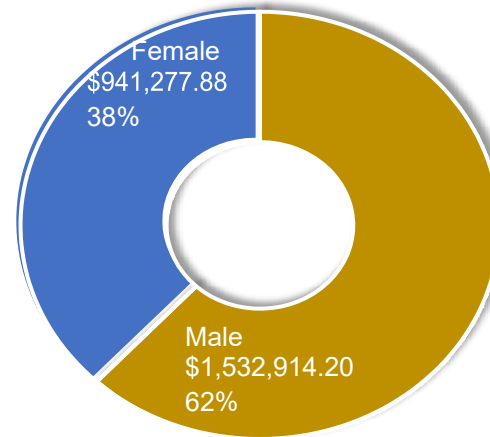




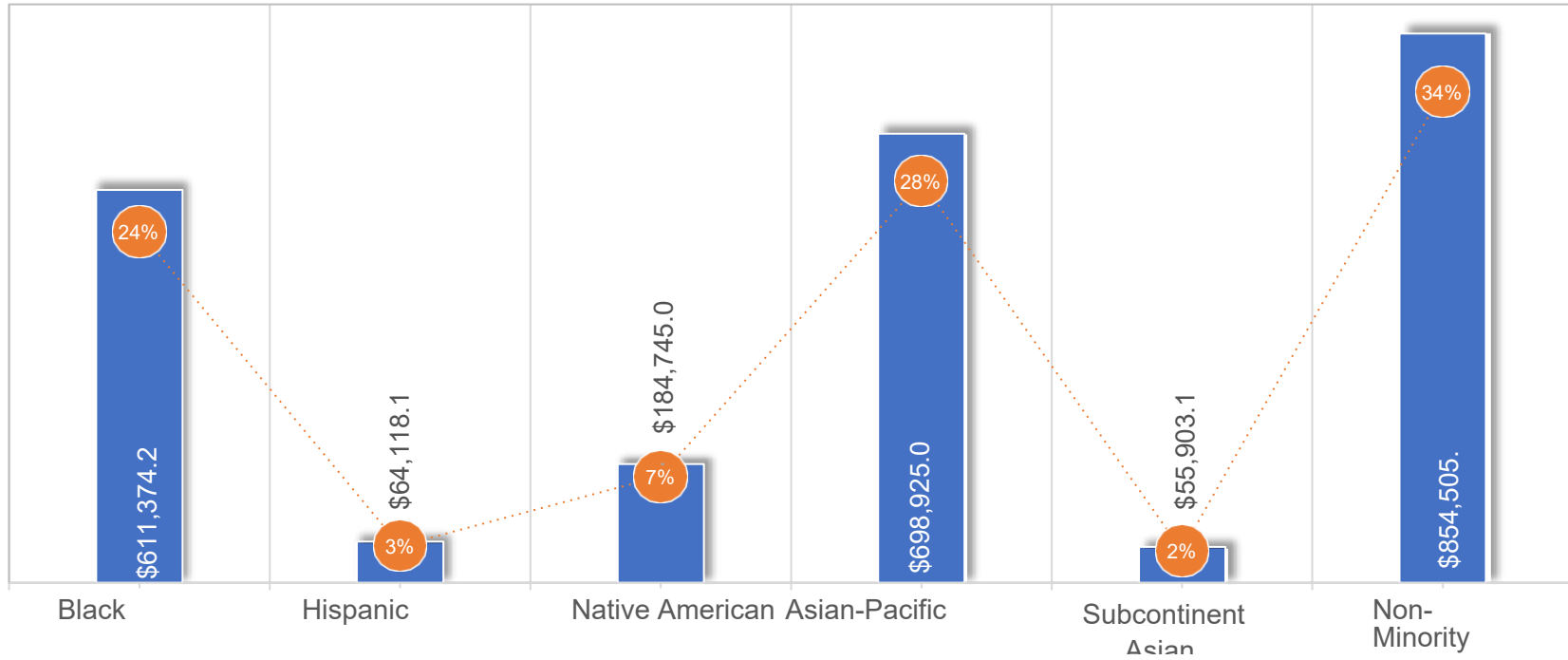
Q1 2021 MCUB Inclusion \$ by Ethnicity



Q1 2021 Utilization by Gender



### Q1 2021 MCUB Utilization by Ethnicity



Q1 2021 Number of Unique MCUB firms Utilized

