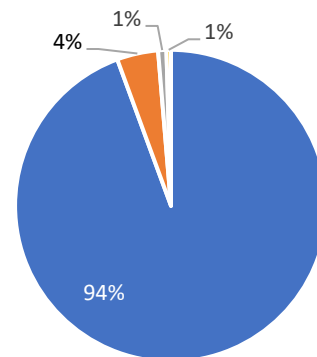


Metropolitan Council

Procurement Summary Information - First Quarter, 2022

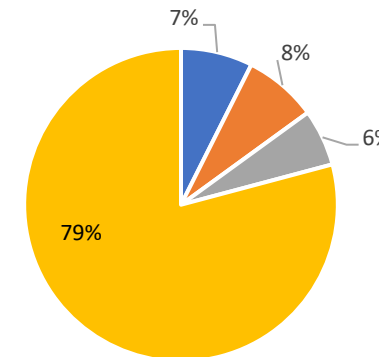
Dollar Amount Range	Number of Procurements		Percent Value \$	Total Value \$	
	First Quarter	YTD	First Quarter	First Quarter	YTD
\$0 - \$10,000	8,684	8,684	7.4%	\$ 9,389,620	\$ 9,389,620
\$10,001 - \$50,000	393	393	7.6%	\$9,611,060	\$9,611,060
\$50,001 - \$175,000	78	78	5.9%	\$7,294,067	\$7,294,067
\$175,001 - \$250,000	8	8	1.4%	\$1,753,164	\$1,753,164
\$250,001 - \$500,000	26	26	7.7%	\$11,010,410	\$11,010,410
Greater Than \$500,000	12	12	70%	\$88,681,207	\$88,681,207
Grand Total	9,201	9,201	100%	\$127,739,528	\$127,739,528

Procurements by # of Transactions Q1-2022



■ \$0-10,000 ■ \$10,000-50,000 ■ \$50,000-175,000 ■ \$175,000 +

Procurements by Contract \$ Value Q1-2022



■ \$0-10,000 ■ \$10,000-50,000 ■ \$50,000-175,000 ■ \$175,000 +

Details of Procurement Valued Between \$175,001 and \$250,000

Award Based on Requests for Proposals

#	Contractor	Amount	Division	Description	Solicitation Method	Contractor Location	Contract Number	DBE/ MCUB Goal	DBE/ MCUB Commitment
1	Eric Hanson Consulting	\$200,000	RA	Support Building Controls Integration Systems Software	Proposals	Wyoming	21P270	None	None



Details of Procurement Valued Between \$175,001 and \$250,000

Award Based on Other Processes

#	Contractor	Amount	Div	Description	Solicitation Method	Contractor Location	Contract/PO Number	MCUB/DBE Goal	MCUB/DBE Commitment
1	SAP Public Services	\$187,215	RA	SAP Maintenance & Support	Sole Source	Washington, DC	21P350	None	None
2	Ames Construction Inc	\$220,000	MT	Repairs to Currie Maintenance Facility	Emergency Declaration	Burnsville	21P387	None	None
3	MRI Software LLC	\$225,000	RA	Happy MRI Annual Renewal	Sole Source	Solon, OH	21P241	None	None
4	State of MN Auditor	\$225,000	RA	State Audit	Non-competitive	St Paul	PO# 22001908	None	None
5	Snow Removal Group Inc	\$225,000	MT	Snow Removal Services	Annual for Micro Purchases	Buffalo	22P056	None	None
6	GS Systems Inc dba Wonderware	\$233,870	RA	Software Maintenance & Support	Sole Source	Brookfield, WI	21P350	None	None
7	Henricksen PSG	\$237,079	MT	Systems Furniture	State Contract	Minneapolis	22P050	None	None



Details of Procurement Valued Between \$250,000- \$500,000

Award Based on Formal Invitation for Bid

#	Contractor	Amount	Division	Description	Solicitation Method	Contractor Location	Contract Number	DBE/ MCUB Goal	DBE/ MCUB Commitment
1	Allied Blacktop	\$351,233	MT	Repair and Replace Pavement	Bids	Maple Grove	21P141	18%	18.97%
2	Duo-Gard Industries	\$411,453	MT	Bus Shelters	Bids	Canton, MI	19P385C	None	None
3	Gillig Corp/ New Flyer Parts	\$441,199	MT	Artic Curtains	Bids	San Francisco, CA	21P125A	None	None
4	Atlas Carbon LLC	\$457,300	ES	Powdered Activated Carbon	Bids	New Orleans, LA	21P232	None	None



Details of Procurement Valued Between \$250,001 and \$500,000

Award Based on Request for Proposals

#	Contractor	Amount	Division	Description	Solicitation Method	Contractor Location	Contract Number	DBE/ MCUB Goal	DBE/ MCUB Commitment
1	FBG Service Corp	\$274,980	ES	Janitorial Services	Proposals	New Brighton	21P198	10%	10%
2	Emmons & Olivier Resources, Inc	\$300,000	ES	Water Planning & Scientific Technical Consultants	Proposals	St Paul	21P208B	15%	15%
3	WSB	\$300,000	ES	Communications and Public Involvement	Proposals	Golden Valley	21P109D	10%	10%
4	Bolton & Menk	\$300,000	ES	Communications and Public Involvement	Proposals	Mankato	21P109E	10%	10%
5	Goff Public	\$400,000	ES	Communications and Public Involvement	Proposals	St Paul	21P109C	10%	10%
6	Bolton & Menk Inc	\$410,000	MTS	Equity Evaluation	Proposals	Mankato	21P272	20%	28.9%



Details of Procurement Valued Between \$250,001 and \$500,000

Award Based on Request for Proposals

#	Contractor	Amount	Division	Description	Solicitation Method	Contractor Location	Contract Number	DBE/ MCUB Goal	DBE/ MCUB Commitment
7	Bluum Technology	\$465,000	MTS	Video Conference & Paging Maintenance	Proposals	St Paul	21P034	None	None
8	Videotronix Inc	\$495,000	MT	Lenel Card Access Service	Proposals	Burnsville	21P227	3%	3%
9	HDR Engineering	\$500,000	ES	Communications and Public Involvement	Proposals	St Louis Park	21P109A	None	None
10	Barr Engineering	\$500,000	ES	Technical Analyses & Outreach	Proposals	Minneapolis	21P208A	None	None
11	Zan Associates	\$500,000	ES	Communications and Public Involvement	Proposals	Minneapolis	21P109B	10%	100%



Details of Procurement Valued Between \$250,001 and \$500,000

Award Based on Other Processes

#	Contractor	Amount	Div	Description	Solicitation Method	Contractor Location	Contract Number	DBE/MCUB Goal	DBE/MCUB Commitment
1	CBIZ MHM LLC	\$264,000	RA	Inventory Analysis of Fixed Assets	Sole source	Minneapolis	21P380	None	None
2	Railroad Protective Services	\$310,000	MT	Flagging Services	Emergency Declaration	Irving, TX	21P271	None	None
3	Microsoft Corp	\$311,000	RA	Microsoft Unified Premier Support	Sole source	Redmond, WA	22P027	None	None
4	Paragon Development Systems Inc	\$406,000	RA	Checkpoint Firewall Renewal	State Contract	Brookfield, WI	22P080	None	None
5	Orgo-thermit Inc	\$442,294	MT	Rail Grinding	Sole source	Manchester, NJ	22P054	None	None
6	Penn Machine Company	\$450,000	MT	Light Rail Vehicle Parts	Sole Source	Johnstown, PA	22P002	None	None
7	Genfare	\$450,000	MT	Repair Parts and Services	Sole Source	Elk Grove, IL	21P317	None	None

Details of Procurement Valued Between \$250,001 and \$500,000

Award Based on Other Processes

#	Contractor	Amount	Div.	Description	Solicitation Method	Contractor Location	Contract Number	DBE/MCUB Goal	DBE/MCUB Commitment
8	Parkeon	\$455,000	MT	Flowbird Fees and Maintenance	Sole Source	Moorestown, NJ	21P316	None	None
9	Johnson controls Fire Protection LP	\$495,000	ES	Blue Lake Fire Alarm Up-Grade	Sole Source	Plymouth	21P368	None	None
10	SHI International Corp	\$500,000	RA	Standard Computer Equipment	State Contract	Piscataway, NJ	22P024	None	None
11	HP Inc	\$500,000	RA	Standard Computer Equipment	State Contract	Palo Alto, CA	22P094	None	None



Details of Procurement Valued Over \$500,000

Award Based on All Processes

#	Contractor	Amount	Div.	Description	Solicitation Method	Contractor Location	Contract Number	MCUB/DB E Goal	MCUB/DBE Commitment
1	Stertil-Koni	\$524,860	MT	Mobile Column Lifts for Minneapolis Bus Garage	State Contract	Stevensville, MD	21P382	None	None
2	Cubic Transportation Systems	\$534,803	MT	Bus Mobile Validators (BMVs)	Sole Source	San Diego, CA	21P338	None	None
3	NAC Mechanical & Electrical Services	\$609,237	MT	Franklin O&M Facility - Geothermal System	Bids	Vadnais Heights	21P255	7%	11.03%
4	Ubisense America LLC	\$627,659	MT	Smart Space Garage Sensors	Sole Source	Denver, CO	21P292	None	None
5	Vision Service Plan	\$1,600,000	RA	Voluntary Vision Insurance	Proposals	Rancho Cordova, CA	21P083	None	None
6	Railworks Maintenance of Way Inc.	\$2,425,700	MT	LRT Special Trackwork Replacement	Bids	New York, NY	21P343	5%	5.1%
7	Luminator Technology Group Inc.	\$2,899,800	MTS	On-Board Cameras	Sole Source	Plano, TX	21P296	None	None

Details of Procurement Valued Over \$500,000

Award Based on All Processes

#	Contractor	Amount	Div.	Description	Solicitation Method	Contractor Location	Contract Number	MCUB/DBE Goal	MCUB/DBE Commitment
8	Galls DBA Uniforms Unlimited	\$3,750,000	MT	ATU & TMSA Uniform Contract	Proposals	Minneapolis	21P063	None	None
9	Insight Public Sector	\$6,000,000	RA	Network Refresh Multi-Year Purchasing Contract	Proposals	Dallas, TX	20P261	None	None
10	Corval Constructors	\$6,565,148	ES	Pipefitting Services for MCES Facilities	Bids	St. Paul	21P247	None	None
11	Kimley-Horn Associates INC	\$18,000,000	MT	METRO Purple Line BRT Engineering and Project Management Services	Proposals	St. Paul	21P242	22%	22.90%
12	Mansfield Oil Company	\$45,144,000	MT	Northstar Diesel Fuel Supply	Bids	Gainesville, GA	21P221	None	None

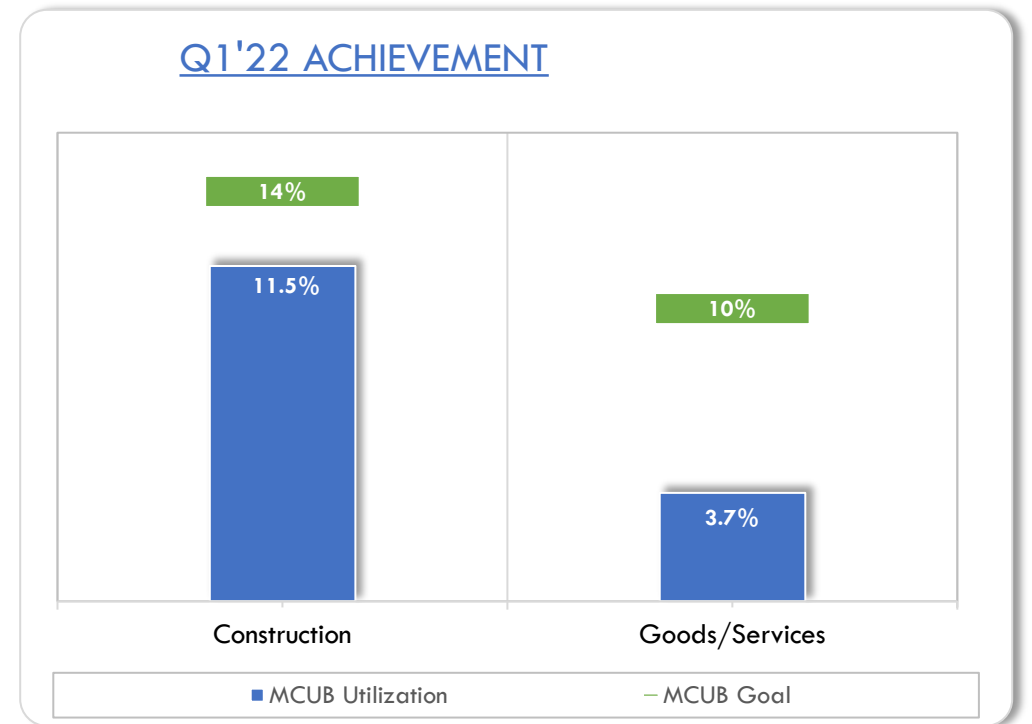


Metropolitan Council

Q1 2022 – MCUB Utilization Summary

Total Spend and MCUB Utilization

A. Total Spend (PO & Pcard)- All divisions:	\$195,099,705.06	
B. Total Exclusions	\$128,146,613.04	66%
C. Total Inclusions	\$66,953,092.02	34%
<i>MCUB Total Construction Spend</i>	\$1,158,197.0	1.73%
<i>MCUB Total Goods/Services Spend</i>	\$2,102,955.04	3.14%
D. Total MCUB commitment	\$3,261,152.07	4.9%
<i>MCUB Total Construction Spend</i>	\$1,158,197.0	35.51%
<i>MCUB Total Goods/Services Spend</i>	\$2,102,955.04	64.49%



Comparison Q1 YT and Q1 LY

	Q1 YT	Q1 LY	
A. Total Spend (PO & Pcard) - All divisions:	\$195,099,705.06	\$141,380,593.68	38% increase
B. Total Exclusions	\$128,146,613.04	\$101,762,307.14	26% increase
C. Total Inclusions	\$66,953,092.02	\$39,618,286.54	69% increase
D. Total MCUB commitment	\$3,261,152.07	\$2,516,203.69	30% increase

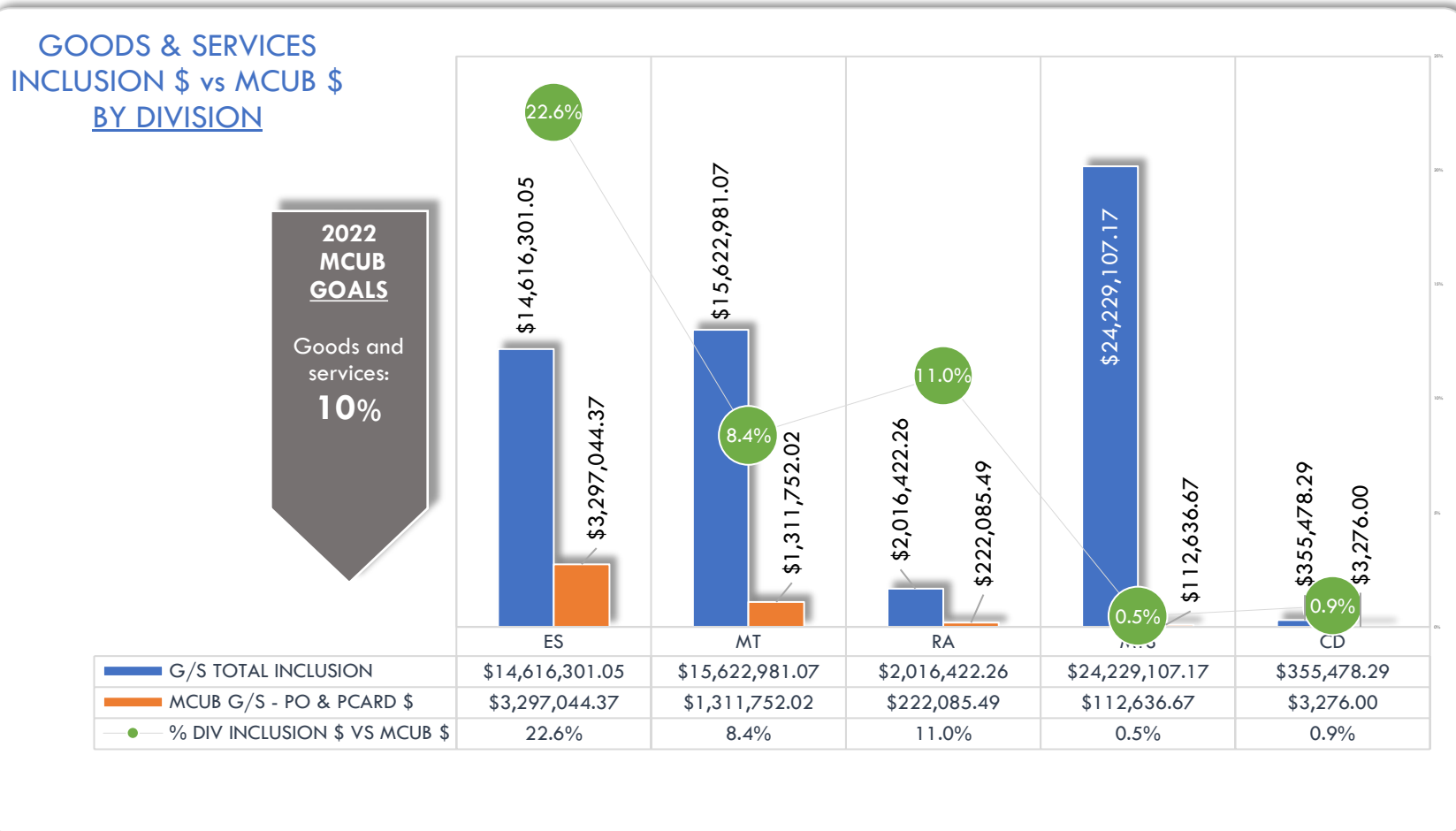
Q1 MCUB Utilizations YT vs LY

	CONSTRUCTION		GOODS & SERVICES	
	Total Inclusion	MCUB Spent	Total Inclusion	MCUB Spent
Q1.2022	\$10,112,802.18	\$1,158,197.03	\$56,840,289.84	\$2,102,955.04
Q1.2021	\$4,616,769.55	\$1,258,785.04	\$35,001,516.99	\$1,257,418.65
Spending change	\$5,496,032.63	(\$100,588.01)	\$21,838,772.85	\$845,536.39
Rate of Change %	119.04%	-7.99%	62.39%	67.24%

Q1 MCUB Utilization YT vs LY



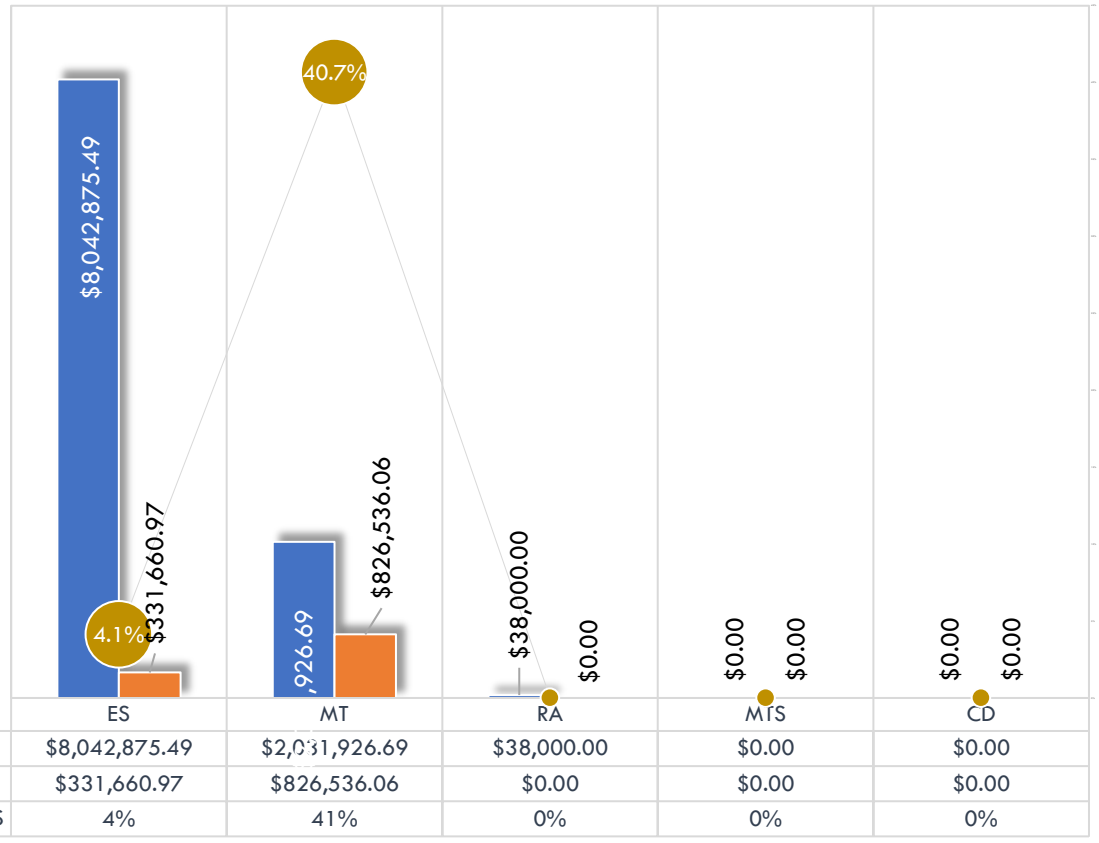
Spend by Division





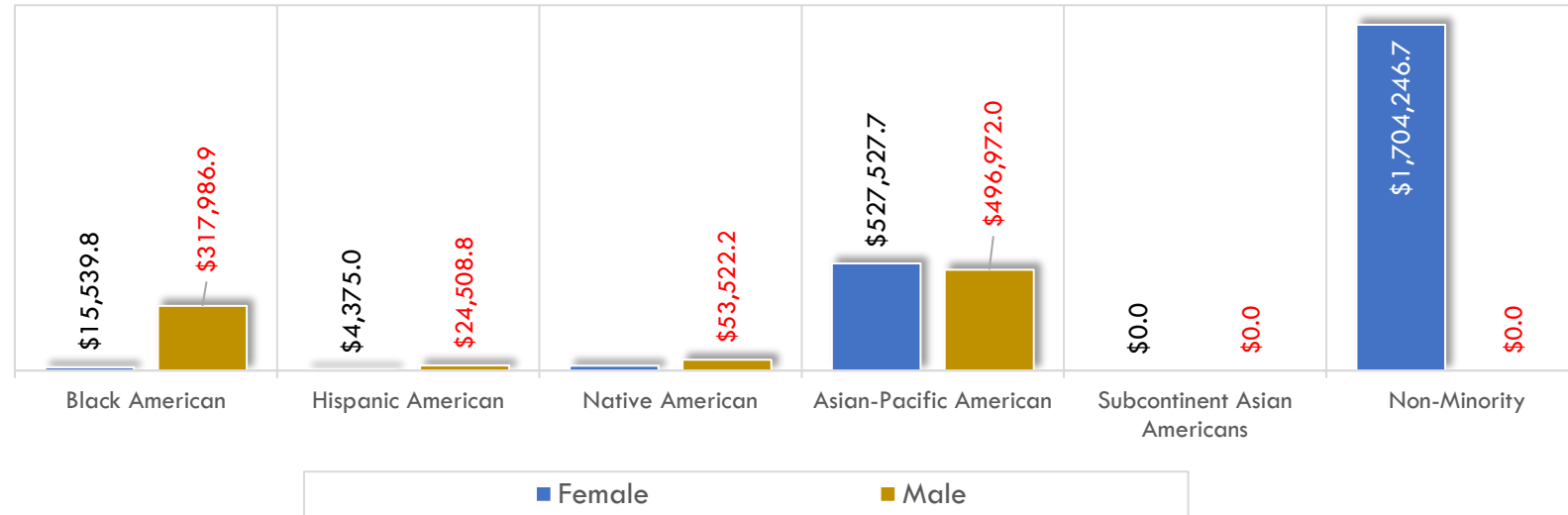
**CONSTRUCTION
INCLUSION \$ vs MCUB \$
BY DIVISION**

**2022
MCUB
GOALS**
Construction
14%

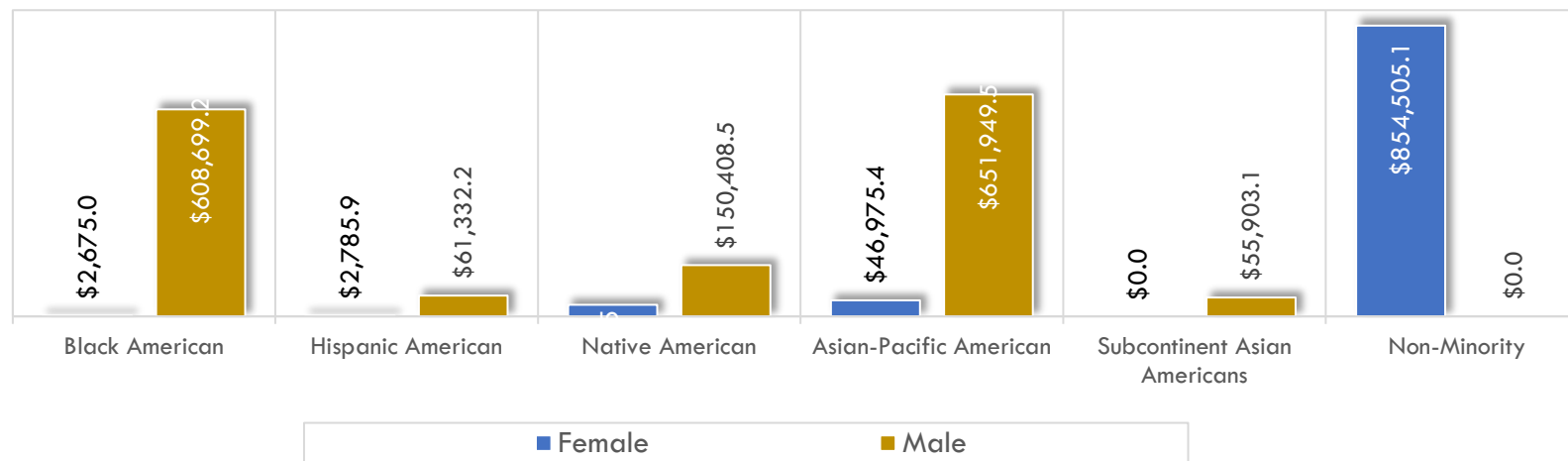


Utilization by Gender and Ethnicity / with Q1 2021 comparison

Q1'22 MCUB Utilization by Gender & Ethnicity



Q1'21 MCUB Utilization by Gender & Ethnicity



Q1 Highlights

2022 Q1 MCUB Direct Spend nearly doubled from Q1 2021

Q1 2022 MCUB Direct 15% vs only 8% in Q1 of 2021

Restarted MCUB Welcome Email Series

Will send each quarter to new MCUB firms

How to find Contracting Opportunities Video on YouTube

<https://www.youtube.com/watch?v=g9vXiN6TCcE>

Successful MCUB Solicitations

MCUB Select - IRA IT Solutions, Inc. for \$98,800.00

MCUB Preference – Heavy Metal Welding & Fabrication for
\$39,763.60

State Contract MCUB – Northern Safety Technology, Inc. for
\$25,579.80

Peoplesoft Supplier Onboarding

Currently in testing phase

Will enable tracking of all non-certified minority and woman owned firms

