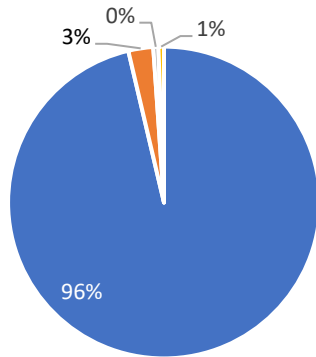


Metropolitan Council

Procurement Summary Information – First Quarter, 2023

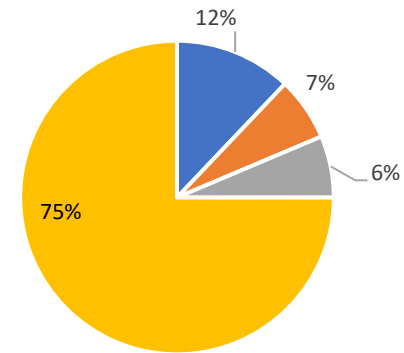
Dollar Amount Range	Number of Procurements		Percent Value \$	Total Value \$	
	First Quarter	YTD	First Quarter	First Quarter	YTD
\$0 - \$10,000	7,515	7,515	12.1%	\$7,791,792	\$7,791,792
\$10,001 - \$50,000	201	201	6.5%	\$4,218,024	\$4,218,024
\$50,001 - \$175,000	41	41	6.4%	\$4,103,077	\$4,103,077
\$175,001 - \$250,000	14	14	4.9%	\$3,145,961	\$3,145,961
\$250,001 - \$500,000	13	13	8.2%	\$5,283,671	\$5,283,671
Greater Than \$500,000	17	17	61.9%	\$39,899,648	\$39,899,648
Grand Total	7,801	7,801	100%	\$64,442,173	\$64,442,173

Procurements by # of Transactions Q1-2023



■ \$0-10,000 ■ \$10,000-50,000 ■ \$50,000-175,000 ■ \$175,000 +

Procurements by Contract \$ Value Q1-2023



■ \$0-10,000 ■ \$10,000-50,000 ■ \$50,000-175,000 ■ \$175,000 +

Details of Procurement Valued Between \$175,001 and \$250,000

Award Based on Requests for Proposals

#	Contractor	Amount	Division	Description	Solicitation Method	Contractor Location	Contract Number	DBE/MCUB Goal	DBE/MCUB Commitment
1	CPCS Transcom Inc	\$200,000	MTS	Urban Freight Distribution Study	Proposals	Washington, DC	22P280	15%	22.4%
2	Soldo Consulting	\$200,000	RA	Investigative Services - Soldo Consulting	Proposals	Woodbury, MN	22P404	None	100%
3	Elemental Air LLC	\$242,679	ES	Air Emissions Testing Services 2022-2026	Proposals	Medina, MN	22P036	2%	2%
4	DeYoung Consulting Services	\$249,750	CD	Residential Preferences Study	Proposals	Minneapolis, MN	21P191A	None	100%

Details of Procurement Valued Between \$175,001 and \$250,000

Award Based on Invitation for Bids

#	Contractor	Amount	Division	Description	Solicitation Method	Contractor Location	Contract Number	DBE/MCUB Goal	DBE/MCUB Commitment
1	Egan Company	\$187,660	MT	Metro B Line- Handholes	Bids	Champlin, MN	22P318	None	None
2	Perfection Plus Inc	\$191,346	RA	Janitorial Services 390 N Robert St	Bids	Minneapolis, MN	22P329	20%	100%
3	Seachange	\$207,605	MT	Pocket schedule printing and warehousing services 2023	Bids	Plymouth, MN	22P422	4.0%	100%
4	Schunk Carbon Technology	\$242,967	MT	LRT-LRV-Type 1 Pantograph Overhaul Kits	Bids	Menomonee Falls, WI	22P381	None	None
	TC Lawn & Snow Service	\$247,500	MT	Snow Removal Services	Bids	St. Paul, MN	22P068	None	100%

Details of Procurement Valued Between \$175,001 and \$250,000

Award Based on Other Processes

#	Contractor	Amount	Division	Description	Solicitation Method	Contractor Location	Contract/PO Number	MCUB/DBE Goal	MCUB/DBE Commitment
1	Hitachi Vantara LLC	\$196,795	RA	Hitachi Vantara Renewal for Camera Streaming on Rail - Req 2208802	Sole Source	Chicago, IL	23P002	None	None
2	Leica Geosystems Inc.	\$233,279	MT	Leica RTC 360 Accident Scene Scanner	Joint Purchasing Agreement	Norcross, VA	23P001	None	None
3	GS Systems Inc DBA Wonderware	\$246,380	RA	Aveva Customer Frist Support	Sole Source	Brookfield, WI	22P440	None	None
4	Jasper Engineering	\$250,000	ES	Purchase and Service of Siemens Mag Flow Meter	Sole Source	Hibbing, MN	23P018	None	None
Metro	Madden Galanter Hansen LLP	\$250,000	RA	Legal Services Contract - ATU, Local 1005 v. Council and Metro Transit	Exemption	Bloomington, MN	23P012	None	None

Metropolitan Council

Details of Procurement Valued Between \$250,001- \$500,000

Award Based on Request for Proposals

#	Contractor	Amount	Division	Description	Solicitation Method	Contractor Location	Contract Number	DBE/MCUB Goal	DBE/MCUB Commitment
1	SRF Consulting Group Inc	\$350,000	MTS	Regional Safety Study	Proposals	Minneapolis, MN	22P105	15%	15.1%



Details of Procurement Valued Between \$250,001 and \$500,000

Award Based on Formal Invitation for Bid

#	Contractor	Amount	Division	Description	Solicitation Method	Contractor Location	Contract Number	DBE/MCUB Goal	DBE/MCUB Commitment
1	JPMI Construction Co	\$297,000	MT	Exhaust Hose Systems Upgrade	Bids	New Brighton, MN	22P316	9%	16%
2	Border States Electric Supply	\$316,138	ES	Programmable Logic Controller	Bids	Minneapolis, MN	22P170	None	None
3	Siemens Mobility Inc	\$463,860	MT	LRT-LRV-Type 2 Double Spring Pantographs	Bids	Dorval, QC	22P370	None	None

Details of Procurement Valued Between \$250,001 and \$500,000

Award Based on Other Processes

#	Contractor	Amount	Division	Description	Solicitation Method	Contractor Location	Contract Number	DBE/MCUB Goal	DBE/MCUB Commitment
1	Henricksen PSG	\$291,348	MT	MBG Systems Furniture, Delivery, Install and Warranty	State Contract	Minneapolis, MN	22P050	None	None
2	Giro Inc	\$338,628	RA	Annual Fees	Sole Source	Montreal, QC	21P350	None	None
3	Vontas	\$393,102	RA	Trapeze Ranger	Sole Source	Cedar Rapids, IA	22P440	None	None
4	Logis	\$428,505	RA	LOGIS Subscription Fee	Sole Source	Golden Valley, MN	21P350	None	None
5	Paragon Development Systems Inc	\$435,663	RA	Checkpoint Firewall Renewal	State Contract	Detroit, MI	23P003	None	None
6	Gartner Inc	\$478,841	RA	It Leadership Team Services	State Contract	Stamford, CT	22P442	None	None
7	Minger Construction Inc	\$494,049	ES	New Brighton-Long Lake Interceptor Sewer Cleaning & Debris Removal	Emergency Declaration	Jordan, MN	PO #23000932	None	None

Details of Procurement Valued Between \$250,001 and \$500,000

Award Based on Other Processes

#	Contractor	Amount	Division	Description	Solicitation Method	Contractor Location	Contract Number	DBE/MCUB Goal	DBE/MCUB Commitment
8	Microsoft Corp	\$497,687	RA	Micro Soft 3 Year Support Renewal	Sole source	Dallas, TX	23P027	None	None
9	Johnson Controls Fire Protection LP	\$498,850	ES	Blue Lake Fire Alarm Upgrade	Sole Source	Palatine, IL	23P006	None	None



Details of Procurement Valued Over \$500,000

Award Based on All Processes

#	Contractor	Amount	Division	Description	Solicitation Method	Contractor Location	Contract Number	MCUB/DBE Goal	MCUB/DBE Commitment
1	Midwest Training Associates LLC	\$555,000	ES	2023 Training Services	Proposals	Wabasso, MN	22P268	None	None
2	American Engineering Testing Inc	\$750,000	MT	Master Contract Material Testing & Inspection Services	Proposals	Minneapolis, MN	22P185A	10%	10%
3	Braun Intertec Corp.	\$750,000	MT	Master Contract Material Testing & Inspection Services	Proposals	St. Paul, MN	22P185B	10%	10%
4	Cubic Transportation Systems Inc	\$783,000	MT	B Line Smart Card Validators	Sole Source	Los Angeles, CA	22P326	None	None
5	Cubic Transportation Systems Inc	\$783,000	MT	Gold Line Smart Card Validators	Sole Source	Los Angeles, CA	22P325	None	None
Metropolitan Council	Parkeon	\$1,133,108	MT	Gold Line Ticket Vending Machines	Sole Source	Moorestown, NJ	22P333	None	None
	Arinc Incorporated	\$1,220,906	RA	5 Year Software Support Renewal	Sole Source	Annapolis, MD	22P058	None	None
	Hoglund Bus Co Inc	\$1,369,900	MTS	10CMAQ funded Busses for SWT	State Contract	Monticello, MN	22P305	None	None

Details of Procurement Valued Over \$500,000

Award Based on All Processes

#	Contractor	Amount	Division	Description	Solicitation Method	Contractor Location	Contract Number	MCUB/DBE Goal	MCUB/DBE Commitment
9	City Laundering Company	\$1,461,545	MT	Non-Operator Work Uniform Services	Proposals	Oelwein, IA	21P218	1%	7%
10	Infolini Inc	\$1,500,000	RA	IT Professional Services & IT Staff Augmentation	State Contract	Columbia, MD	22P330A	None	None
11	Gillig LLC	\$1,608,489	MTS	Gillig Bus Purchase	State Contract	Livermore, CA	21P354	None	None
12	Parkeon	\$1,806,124	MT	B Line Ticket Vending Machines	Sole Source	Moorestown, NJ	22P332	None	None
13	Turner & Townsend AMCL INC	\$2,300,000	ES	BPSI Enterprise Asset Management Services	Proposals	New York, NY	22P018	14%	15.3%
14	Municipal Builders Inc	\$2,401,198	ES	Lift station L32 Biofilter	Bids	Nowthen, MN	22P291A	5%	5.2%
15	Hoglund Bus Co Inc	\$3,109,036	MTS	2022 Fixed Route Small Bus Purchase	State Contract	Monticello, MN	22P372	None	None
16	North Central Bus & Equipment	\$8,369,390	MTS	2022 Maple Grove Small Bus Purchase	State Contract	St Cloud, MN	22P373	None	None
17	Black & Veatch Corp	\$9,998,952	ES	Owner's Agent Services Hastings WWTP	Proposals	St Louis, MO	22P270	13%	13%



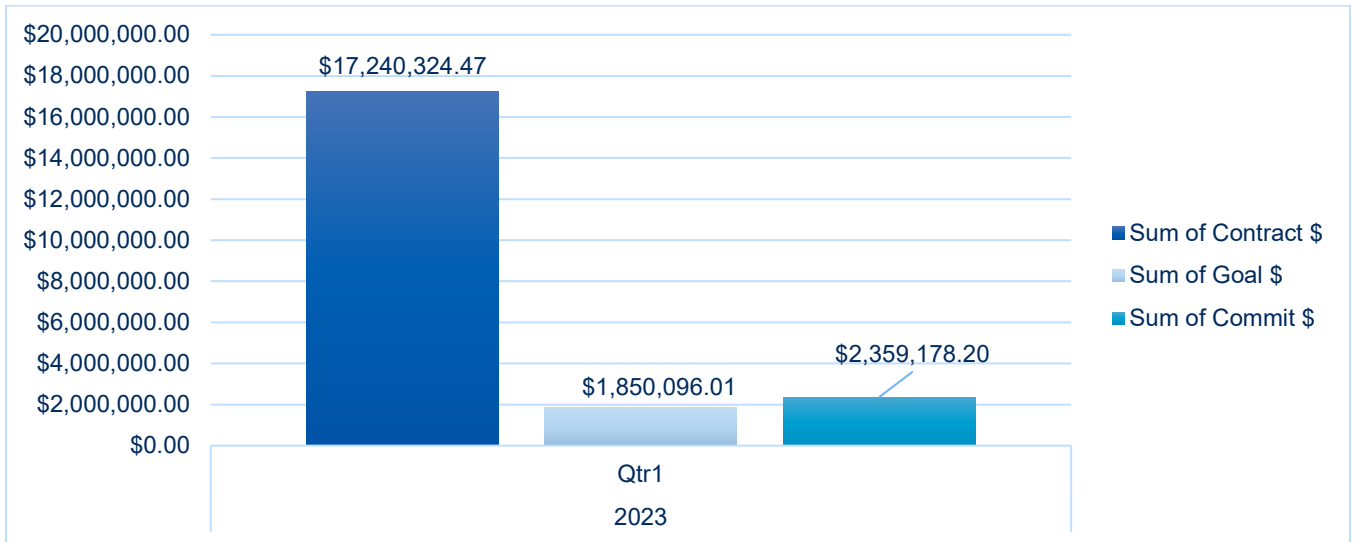
METROPOLITAN COUNCIL

MCUB Utilization Summary /Q1 2023

2023 MCUB GOALS

Construction
14%

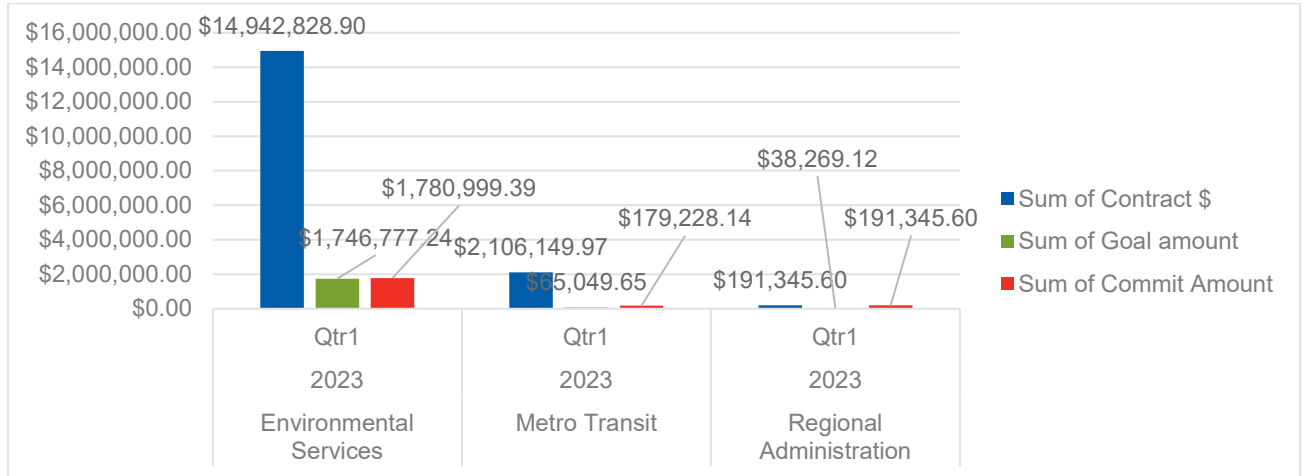
Total MCUB Commitments for Construction and Contracted Services



Sum of Contract \$	Sum of Goal \$	Sum of Commitment \$	MCUB %
\$17,240,324.47	\$1,850,096.01	2,359,178.20	13.7%

Metropolitan Council

Total MCUB Commitments by Division – Construction and Contracted Services



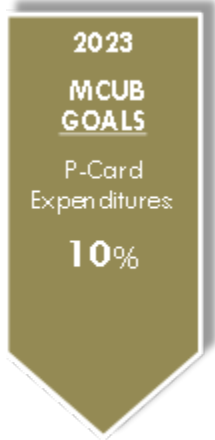
Division	Sum of Contract \$	Sum of Goal \$	Commitment \$	MCUB %
MCES	\$14,942,828.90	\$1,746,777.24	\$1,780,999.39	11.9%
Metro Transit	\$2,106,149.97	\$65,049.65	\$179,228.14	8.5%
RA	\$191,345.60	\$38,269.12	\$191,345.60	100.0%
Total	\$17,240,324.47	\$1,850,096.01	2,151,573.14	12.5%

Total MCUB Payments Q1 2023 = \$5,133,027.64

MCUB Payments \$			
	Construction & Contracted Services	P-Card	Total
Q1 2023	\$5,054,283.88	\$78,743.76	\$5,133,027.64

- Total MCUB Payments Q1 2023 vs. Q1 2022:
- Q1 2023 - **\$5,133,027.64**
- Q1 2022 - **\$3,261,152.07**
- % Change: **+64%**

Total P-Card Expenditures By Division



Division	P-Card Total	P-Card Exclude	P-Card Include	P-Card MCUB	% MCUB
Metro Transit	\$967,817.31	\$36,474.57	\$931,342.74	\$64,561.72	6.9%
MCES	\$248,519.14	\$20,923.70	\$227,595.44	\$9,649.36	4.2%
RA	\$286,833.20	\$23,560.84	\$263,272.36	\$3,762.73	1.4%
MTS	\$11,001.04	\$5,771.85	\$5,229.19	\$487.26	9.3%
CD	\$38,329.00	\$19,375.50	\$18,953.50	\$282.69	1.5%
Total	\$1,552,499.69	\$106,106.46	\$1,446,393.23	\$78,743.76	5.4%



Q1 2023 MCUB Utilization Demographic Details (Payments & P-Card)

Demographics Breakdown	Work Value	% total
Black American	\$1,106,650.65	22%
Hispanic American	\$123,834.62	2%
Native American	\$535,057.15	10%
Asian-Pacific American	\$731,383.79	14%
Subcontinent Asian Americans	\$37,188.69	1%
MBE (CERT)	\$0.00	0%
VET	\$0.00	0%
White	\$2,382,737.49	46%
Unknown	\$216,175.25	4%
Total MCUB Subcontracting	\$5,133,027.64	

MCUB Firms Ethnicity	Women	Men
Black American	\$32,025.00	\$1,074,625.65
Hispanic American	\$40,802.17	\$83,032.45
Native American	\$498,492.88	\$36,564.27
Asian-Pacific American	\$414,248.31	\$317,135.48
Subcontinent Asian Americans	\$21,000.00	\$16,188.69
White	\$2,332,432.79	\$50,304.70

Number of Unique MCUB Firms	Women	Men
Black American	1	17
Hispanic American	2	6
Native American	2	3
Asian-Pacific American	6	6
Subcontinent Asian Americans	1	2
White	68	3