

# Information Item

Management Committee



Meeting Date: February 14, 2023

## Topic

2023 Fourth Quarter Procurement Summary and MCUB Goals Review

**District(s), Member(s):**

**Policy/Legal Reference:** FM14-2 Expenditures for the Procurement of Goods and Services

**Staff Prepared/Presented:** Jody Jacoby, Procurement Director, 651-602-1144; Ashanti Payne, OEEO Assistant Director, 651-602-7660

**Division/Department:** Procurement / OEEO

## Background

Council Policy FM 14-2 *Expenditures for the Procurement of Goods, Services, and Real Estate Policy* authorizes the Regional Administrator to approve awards not exceeding \$500,000 for all purchases of budgeted goods and services.

In addition, the Regional Administrator is authorized to approve construction contracts where:

- (a) The value of the contract does not exceed \$10,000,000 adopted 10-22-2022;
- (b) The construction project was included in the Council-adopted capital program;
- (c) The cost of the project is less than the Engineer's Probable Construction Costs, plus 10% or a review of the engineer's estimate is evaluated to determine why it is over the 10% with General Manager or Division Director approval;
- (d) Sufficient funds are available in the capital budget to complete the project.

The delegation authority of the Regional Administrator to approve awards for all purchases of budgeted goods and services was increased from \$250,000 to \$500,000 in October of 2013. Related to this increase in delegation authority, the Council requested a report on any contracts valued between \$175,000 and \$250,000 and \$250,000 and \$500,000. Delegation authority for construction contracts was increased to \$10,000,000 in October of 2022.

To satisfy this requirement, a report that summarizes procurements for the preceding quarter is presented to the Council through the Management Committee at the end of each quarter. The report gives a breakdown of the number of procurements executed during the reporting period grouped by value, and details of all procurements which have a value greater than \$175,000 but less than or equal to \$500,000.

Procurements valued at greater than \$500,000 are generally approved individually by the Council, except for those construction contracts that meet the criteria given above. The Management Committee requested a quarterly summary of contracts over \$500,000.

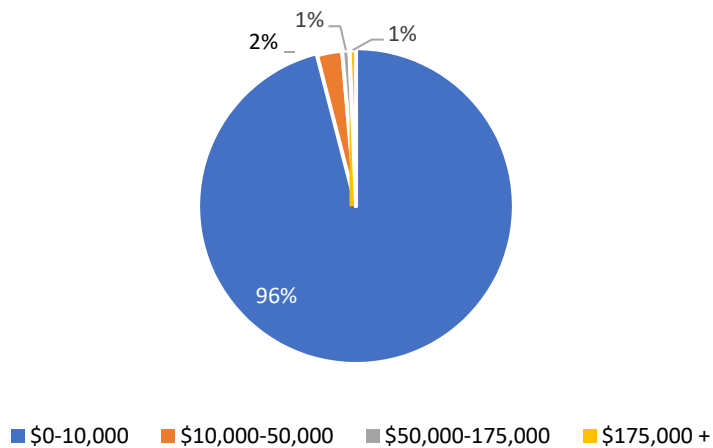
The fourth quarter 2023 Procurement Summary and OEEO MCUB Information is attached.

# Metropolitan Council

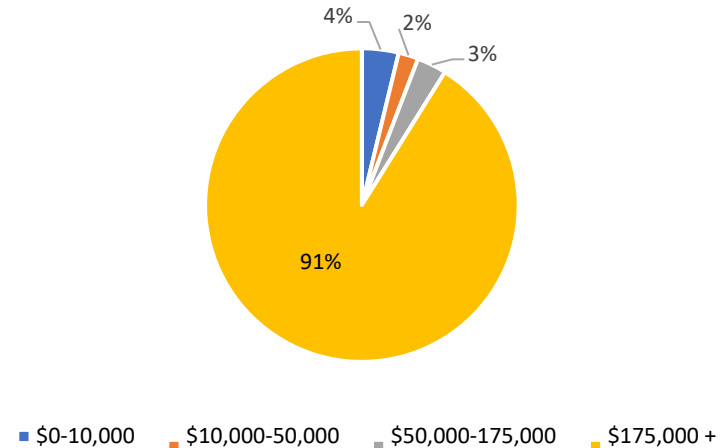
## Procurement Summary Information – Fourth Quarter, 2023

Dollar Amount Range	Number of Procurements		Percent Value \$	Total Value \$	
	Fourth Quarter	YTD	Fourth Quarter	Fourth Quarter	YTD
\$0 - \$10,000	7,610	30,650	3.7%	\$7,678,981	\$30,338,135
\$10,001 - \$50,000	207	813	2.1%	\$4,185,712	\$16,845,785
\$50,001 - \$175,000	60	211	3%	\$6,259,500	\$21,025,377
\$175,001 - \$250,000	15	46	1.5%	\$3,106,598	\$10,120,076
\$250,001 - \$500,000	11	57	2.2%	\$4,131,430	\$20,830,285
Greater Than \$500,000	26	76	87.5%	\$178,452,819	\$520,486,317
<b>Grand Total</b>	<b>7,931</b>	<b>31,853</b>	<b>100%</b>	<b>\$203,815,040</b>	<b>\$619,645,975</b>

Procurements by # of Transactions Q4-2023



Procurements by Contract \$ Value Q4-2023



## Details of Procurement Valued Between \$175,001 and \$250,000

### Award Based on Invitation for Bids

#	Contractor	Amount	Division	Description	Solicitation Method	Contractor Location	Contract Number	DBE/ MCUB Goal	DBE/ MCUB Commitment
1	SNOW REMOVAL GROUP INC	\$175,015	MT	NorthStar Coon Rapids Snow Removal 2023	Bids	Afton, MN	23P061	5.0%	5.0%
2	SNOW REMOVAL GROUP INC	\$175,015	MT	NorthStar Elk River Snow Removal 2023	Bids	Afton, MN	23P062	5.0%	5.0%
3	SNOW REMOVAL GROUP INC	\$195,015	MT	Cottage Grove Snow Removal 2023	Bids	Afton, MN	23P066	8.0%	8.0%
4	DIRT MONKEY INC	\$210,015	MT	NorthStar Fridley Snow Removal 2023	Bids	Afton, MN	23P063	6.0%	6.0%
5	SNOW REMOVAL GROUP INC	\$210,015	MT	Fort Snelling Snow Removal 2023	Bids	Afton, MN	23P054	8.0%	8.0%
6	SNOW REMOVAL GROUP INC	\$225,015	MT	Woodbury Theater Snow Removal	Bids	Afton, MN	23P064	6.0%	6.0%

## Details of Procurement Valued Between \$175,001 and \$250,000

### Award Based on Request for Proposals

#	Contractor	Amount	Division	Description	Solicitation Method	Contractor Location	Contract/PO Number	MCUB/DBE Goal	MCUB/DBE Commitment
1	PEOPLE INC	\$195,000	MT	Mental Health Training	Proposals	Eagan, MN	22P424	None	None
2	BROTHERS EMPOWERED	\$200,000	MT	Transit Service Intervention Grant Project	Proposals	Minneapolis, MN	23P116F	None	None
3	THE LINK	\$229,339	MT	Transit Service Intervention Grant Project	Proposals	Minneapolis, MN	23P116A	None	None
4	STRONG & STARLIKE CONSULTING INC	\$250,000	RA	Small Business Equity Audit	Proposals	Bloomington, MN	22P274	20.0%	62.7%

## Details of Procurement Valued Between \$175,001 and \$250,000

### Award Based on Other Processes

#	Contractor	Amount	Division	Description	Solicitation Method	Contractor Location	Contract Number	MCUB/DBE Goal	MCUB/DBE Commitment
1	VONTAS	\$183,958	MT	IDC - OnRoute Software Customization	Sole source	Dallas, TX	23P191	None	None
2	DODGE OF BURNSVILLE	\$195,261	MT	Purchase of (3) Trucks for Engineering and Facilities Department	Cooperative Purchasing Agreements	Burnsville, MN	23P213	None	None
3	TUNHEIM PARTNERS	\$200,000	RA	Crisis Communications Support	Exemption	Bloomington, MN	23P199	None	None
4	GENFARE LLC	\$212,950	MTS	Genfare Back Office Upgrade	Sole source	Atlanta, GA	23P211	None	None
5	LOCKRIDGE GRINDAL NAUEN	\$250,000	RA	Legal Services Contract	Exemption	Minneapolis, MN	23P232	None	None

## Details of Procurement Valued Between \$250,001- \$500,000

### Award Based on Request for Proposals

#	Contractor	Amount	Division	Description	Solicitation Method	Contractor Location	Contract Number	DBE/ MCUB Goal	DBE/ MCUB Commitment
1	TALSON SOLUTIONS, LLC	\$500,000	RA	Master Contracts Audit and Financial Services	Proposals	Philadelphia, PA	22P446	1.0%	1.0%
2	EVERLAW INC	\$300,000	RA	E-Discovery Software for Council	Proposals	Philadelphia, PA	22P220	None	None

## Details of Procurement Valued Between \$250,001 and \$500,000

### Award Based on Formal Invitation for Bid

#	Contractor	Amount	Division	Description	Solicitation Method	Contractor Location	Contract Number	DBE/ MCUB Goal	DBE/ MCUB Commitment
1	QUALITY FLOW SYSTEMS	\$294,050	ES	Interceptor 8253-327 Phase 1, MH Procurement	Bids	New Prague, MN	23P118	None	None
2	APADANA LLC	\$328,800	MT	Green Line Approach Lighting Retrofit	Bids	New Hope, MN	23P051	6.0%	37.0%
3	AMERICAN LIBERTY CONSTRUCTION	\$365,465	MT	East Metro Electrification: Exterior Site Prep	Bids	Rockford, MN	23P144	15.0%	51.0%
4	JPMI CONSTRUCTION CO	\$481,000	MT	Electrical Switchgear Replacement (OSC)	Bids	New Brighton, MN	23P165	12.0%	16.0%

## Details of Procurement Valued Between \$250,001 and \$500,000

### Award Based on Other Processes

#	Contractor	Amount	Division	Description	Solicitation Method	Contractor Location	Contract Number	DBE/MCUB Goal	DBE/MCUB Commitment
1	DODGE OF BURNSVILLE	\$297,810	MT	Purchase 6 Replacement Police SUVs	Cooperative Purchasing Agreement	Burnsville, MN	22P411	None	None
2	ZAYO GROUP HOLDINGS LLC	\$341,706	MT	Communications Systems Maintenance and Administration	Cooperative Purchasing Agreement	Chicago, IL	23M076	None	None
3	DODGE OF BURNSVILLE INC	\$347,445	MT	Purchase of 7 Replacement Police SUV Vehicles	Cooperative Purchasing Agreement	Burnsville, MN	23P229	None	None
4	IT AUDIT LABS	\$426,800	RA	Security Consulting Services for Metropolitan Council Infrastructure and Security Organization	Exemption	St Paul, MN	23P280	None	100%
5	XIGENT SOLUTIONS LLC	\$454,354	RA	NetApp E-Series Refresh	Cooperative Purchasing Agreement	Minneapolis, MN	23P325	None	None

## Details of Procurement Valued Over \$500,000

### Award Based on All Processes

#	Contractor	Amount	Division	Description	Solicitation Method	Contractor Location	Contract Number	MCUB /DBE Goal	MCUB/DBE Commitment
1	MOTOROLA SOLUTIONS INC	\$550,155	MTS	APX4500 Radios for Metro Mobility Agency Fleet	Sole Source	Chicago, IL	23P161	None	None
2	ROM, INC	\$563,256	MT	Metro Transit Cleaning of Sumps, Sand Traps, Trench Drains, and Plumbing Drains	Bids	St Paul, MN	23P078	6.0%	6.3%
3	LUMINATOR TECHNOLOGY GROUP	\$622,582	MT	Purchase of DVR Monitors - Luminator	Sole Source	Chicago, IL	23P058	None	None
4	WABTEC RAILWAY ELECTRONICS INC	\$708,928	MT	NorthStar systems merged with LRT SCADA	Sole Source	Germantown, MD	23M005B	None	None
5	TOLTZ KING DUVALL ANDERSON & A	\$750,000	MT	Master Contracts for Mechanical Engineering Services and Electrical Engineering Services	Proposals	St Paul, MN	23P022A	10%	10%
6	LHB ENGINEERS & ARCHITECTS	\$750,000	MT	Master Contracts for Mechanical Engineering Services and Electrical Engineering Services	Proposals	Duluth, MN	23P022B	10%	10%

## Details of Procurement Valued Over \$500,000

### Award Based on All Processes

#	Contractor	Amount	Division	Description	Solicitation Method	Contractor Location	Contract Number	MCUB/DBE Goal	MCUB/DBE Commitment
7	TOLTZ KING DUVALL ANDERSON & A	\$750,000	MT	Master Contracts for Mechanical Engineering Services and Electrical Engineering Services	Proposals	St Paul, MN	23P022C	10%	10%
8	WABTEC TRANSPORTATIO N SYSTEMS LLC	\$808,965	MT	SCADA	Sole Source	Pittsburgh, PA	23M00D	None	None
9	SRF CONSULTING GROUP INC	\$836,208	MTS	Regional Solicitation Evaluation	Proposals	Minneapolis, MN	23P026	15%	16%
10	KINGWOOD MANAGEMENT	\$1,098,328	CD	Property Management Services Agreement (FAHP)	Proposals	Stillwater, MN	22P160	7.0%	9.6%

## Details of Procurement Valued Over \$500,000

### Award Based on All Processes

#	Contractor	Amount	Division	Description	Solicitation Method	Contractor Location	Contract Number	MCUB/DBE Goal	MCUB/DBE Commitment
11	GEISLINGER & SONS INC	\$1,553,448	ES	Interceptor 8253-327 Phase 1	Bids	Watkins, MN	23P119	7%	11.1%
12	RED KITE PROJECT	\$1,806,723	MT	Resiliency Training	Proposals	Blakeslee, PA	22P186	None	None
13	VERSACON INC	\$1,821,768	MT	Gold Line BRT - East Metro Garage Construction Project	Bids	New Hope, MN	23P110	8%	16.2%
14	JPMI CONSTRUCTION CO	\$1,879,799	MT	Hoists Replacement	Bids	New Brighton, MN	23P135	6%	10%
15	COOL AIR MECHANICAL INC	\$2,213,900	MT	Transfer Road - RTU and Boiler Replacement	Bids	Ham Lake, MN	22P361	5.0%	5.5%
16	DELLNER INC	\$2,682,300	MT	LRT-LRV-Type 2 Coupler Overhaul	Sole source	Charlotte, NC	23P150	None	None
17	SYNAGRO CENTRAL LLC	\$4,363,424	ES	MCES Rogers WWTF Solids Removal Project	Bids	Albany, NY	23P028A	None	None

## Details of Procurement Valued Over \$500,000

### Award Based on All Processes

#	Contractor	Amount	Division	Description	Solicitation Method	Contractor Location	Contract Number	MCUB/DBE Goal	MCUB/DBE Commitment
18	PCI ROADS	\$5,595,704	ES	Outfall Inspection Program	Bids	St Michael, MN	23P122	6%	1.5%
19	RAILWORKS TRACK SYSTEMS LLC	\$6,234,700	MT	Green Line Special Trackwork Improvements	Bids	Chicago, IL	23P097A	5%	6.7%
20	POLYDYNE INC	\$7,048,000	ES	Seneca WWTP Polymer	Bids	Atlanta, GA	22P297A	None	None
21	KIMLEY-HORN ASSOCIATES INC	\$8,713,334	ES	Hastings WWTP Collection System Design	Proposals	St. Paul, MN	22P312	12%	12%
22	MICHELIN NORTH AMERICA, INC.	\$16,997,792	MT	Bus Tire Lease and Service	Proposals	Chicago, IL	22P119	1.0%	2.1%
23	NEW FLYER OF AMERICA	\$18,406,631	MT	BRT Biodiesel Buses	Bids	St. Cloud, MN	19P321E	TVM	TVM

\*TVM -Transit Vehicle Manufacturing Goals

## Details of Procurement Valued Over \$500,000

### Award Based on All Processes

#	Contractor	Amount	Division	Description	Solicitation Method	Contractor Location	Contract Number	MCUB/DBE Goal	MCUB/DBE Commitment
24	RAILWORKS TRACK SYSTEMS LLC	\$18,640,000	MT	Blue Line Enhancements Phase IIB	Bids	Chicago, IL	23P039	7.0%	7.3%
25	SUNOCO LLC	\$33,179,794	MTS	Metro Mobility Fuel	Bids	Fort Wayne, IN	23P125	None	None
26	CORVAL CONSTRUCTORS	\$39,877,080	ES	MWWTP Water Systems Renewal & Improvements Phase 1	Bids	St Paul, MN	22P076A	10%	10.7%



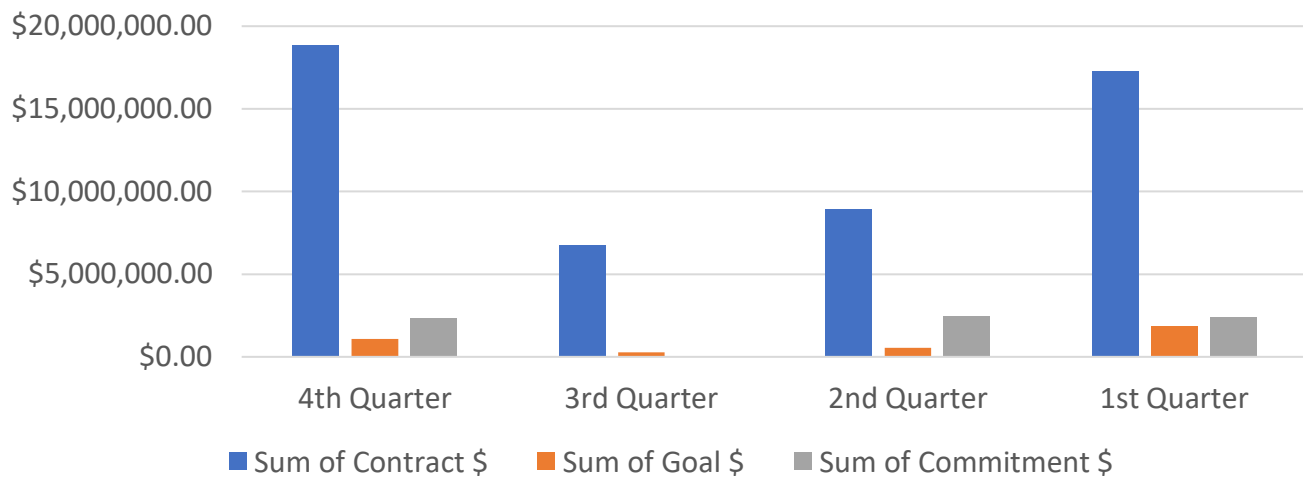
## METROPOLITAN COUNCIL

MCUB Utilization Summary /Q4 2023

### 2023 MCUB GOALS

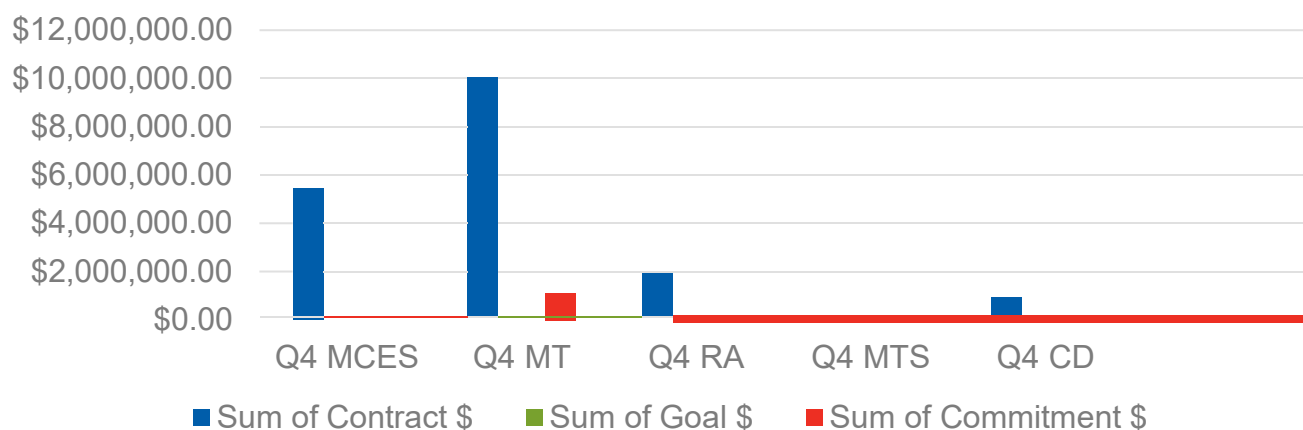
Construction  
**14%**

### Total MCUB Commitments for Construction & Contracted Services Q4 2023



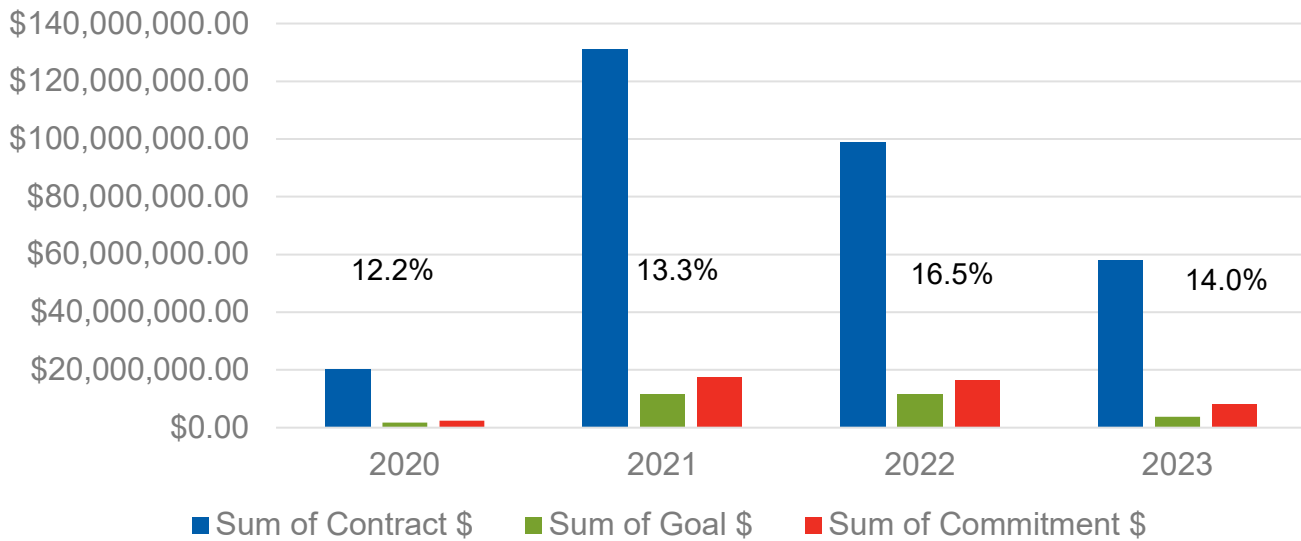
Sum of Contract \$	Sum of Goal \$	Sum of Commitment \$	MCUB %	2023
<b>\$ 18,860,064.55</b>	<b>\$ 1,091,902.72</b>	<b>\$ 2,310,501.14</b>	<b>12.3%</b>	<b>Q4</b>
<b>\$ 6,739,810.00</b>	<b>\$ 276,248.00</b>	<b>\$ 0.00</b>	<b>0.0%</b>	<b>Q3</b>
<b>\$ 8,906,529.00</b>	<b>\$ 538,686.96</b>	<b>\$2,419,424.60</b>	<b>27.2%</b>	<b>Q2</b>
<b>\$17,240,324.47</b>	<b>\$1,850,096.01</b>	<b>\$2,359,178.20</b>	<b>13.7%</b>	<b>Q1</b>

### Total MCUB Commitments by Division – Construction and Contracted Services Q4 2023:



Division	Sum of Contract \$	Sum of Goal \$	Commitment \$	MCUB %
MCES	\$5,444,871.50	\$381,141.01	\$565,355.00	<b>10.4%</b>
Metro Transit	\$10,307,267.75	\$586,533.43	\$1,117,476.14	<b>10.8%</b>
RA	\$1,960,269.30	\$39,558.86	\$537,670.00	<b>27.4%</b>
MTS	\$212,950.00	\$0.00	\$0.00	<b>0.0%</b>
CD	\$934,706.00	\$65,429.42	\$90,000.00	<b>9.6%</b>
<b>Total</b>	<b>\$18,860,064.55</b>	<b>\$1,072,662.72</b>	<b>\$2,310,501.14</b>	<b>12.3%</b>

## Historical MCUB Commitment Data:

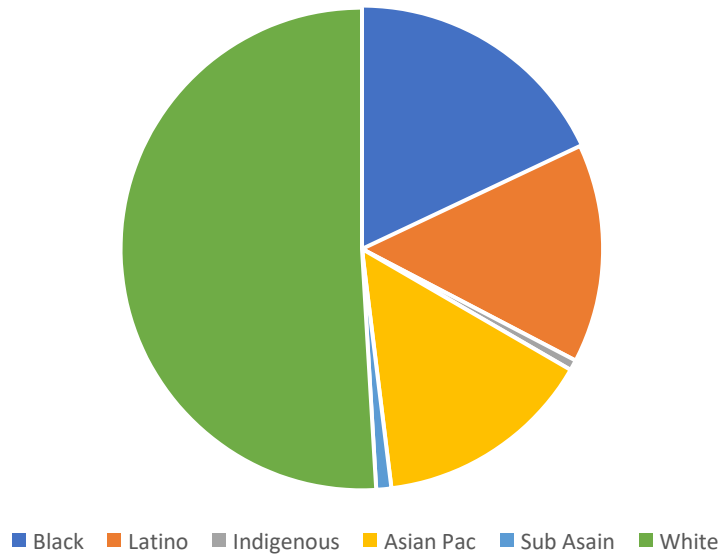


### 2023 Total MCUB Commitments and Achievement

Division	Sum of Contract \$	Sum of Goal \$	Commitment \$	MCUB %
MCES	\$28,839,414.40	\$2,439,648.75	\$2,722,721.90	<b>9.4%</b>
Metro Transit	\$18,269,008.92	\$1,154,992.16	\$3,210,394.00	<b>17.6%</b>
RA	\$9,454,633.90	\$104,077.98	\$1,871,977.00	<b>19.8%</b>
MTS	\$494,325.00	\$0.00	\$0.00	<b>0.0%</b>
CD	\$1,184,456.00	\$65,429.42	\$339,750.00	<b>28.7%</b>
<b>Total</b>	<b>\$58,241,838.22</b>	<b>\$3,764,148.31</b>	<b>\$8,144,842.90</b>	<b>14.0%</b>

MCUB Firms Ethnicity	Women	Men
Black American	\$601,960	\$906,376
Hispanic American	\$0.00	\$1,234,210.90
Native American	\$0.00	\$57,463
Asian-Pacific American	\$928,000	\$304,250
Subcontinent Asian Americans	\$0.00	\$80,500
White	\$4,260,882.80	\$20,000

Demographic Breakdown



**Total MCUB Payments Q4 2023 = \$5,476,158.20**

MCUB Payments \$			
	Const. & Contr. Svcs.	P-Card	Total
<b>Q4 2023</b>	<b>\$5,421,302.70</b>	<b>\$54,855.50</b>	<b>\$5,476,158.20</b>
<b>Q3 2023</b>	<b>\$4,984,741.87</b>	<b>\$68,851.26</b>	<b>\$5,053,593.13</b>
Q2 2023	\$5,501,060.04	\$80,757.71	\$5,581,817.75
Q1 2023	\$5,054,283.88	\$78,743.76	\$5,133,027.64

Total MCUB Payments Q3 2023 vs. Q3 2022:

Q4 2023 - **\$5,476,158.20**

Q4 2022 - **\$6,496,939.64**

% Change: **-16%**

## Total P-Card Expenditures By Division Q4:



Division Name	Pcard Sum Total	Pcard Sum Exclude	Pcard Sum Include	Pcard Sum Include MCUB	Pcard Percent MCUB Include
Metro Transit	283,888.08	27,586.82	256,301.26	16,635.97	6.49%
Environmental Services	63,838.05	21,045.51	42,792.54	6,083.43	14.22%
Regional Administration	88,767.24	50,798.11	37,969.13	2,286.77	6.02%
Community Development	10,861.36	7,833.59	3,027.77	929.51	30.70%
Metropolitan Transportation Services	3,233.70	3,233.70			
<b>Total</b>	<b>450,588.43</b>	<b>110,497.73</b>	<b>340,090.70</b>	<b>25,935.68</b>	<b>7.63%</b>

**Q4 2023 MCUB Utilization Demographic Details (Payments & P-Card):**

Demographics Breakdown	Work Value	% total
Black American	\$1,129,721.54	21%
Hispanic American	\$110,353.30	2%
Native American	\$103,830.01	2%
Asian-Pacific American	\$620,256.98	11%
Subcontinent Asian Americans	\$14,625.08	0%
MBE (CERT)	\$0.00	0%
VET	\$0.00	0%
Non-Minority	\$3,403,923.76	62%
Unknown	\$93,447.53	2%
Total MCUB Subcontracting	\$5,476,158.20	

MCUB Firms Ethnicity	Female	Male
Black American	\$42,462.50	\$1,087,259.04
Hispanic American	\$31,122.76	\$79,230.54
Native American	\$58,948.29	\$44,881.72
Asian-Pacific American	\$143,276.01	\$476,980.97
Subcontinent Asian Americans	\$0.00	\$14,625.08
Non-Minority	\$3,378,871.69	\$25,052.07

Number of Unique MCUB Firms	Female	Male
Black American	3	17
Hispanic American	2	6
Native American	1	3
Asian-Pacific American	6	7
Subcontinent Asian Americans	0	2
Non-Minority	83	4

## **2023 Q4 MCUB Highlights:**

### **MCUB Direct Spend Success** (Micro purchases up to \$25K)

Q4 2022 MCUB Direct Spend was 18%

Q4 2023 MCUB Direct Spend was 21%

### **Exemption MCUB Spend**

IT Audit Labs-\$150,000 (After Hours Security Consultant)

IT Audit Labs-\$88,800 (Security Architect)

### **MCUB Preference Success**

Lovdal Electronics-\$168,846.77 (Licensing Keys)

### **MCUB Select Success**

MA Associates-\$43,375 (Cleat Snow & Ice Stabilizers)

### **MCUB State Contract Success**

Paragon Paving-\$49,111.50 (ADA Rehab of North Plaza)

### **MCUB Partnership with New Flyer**

Q4 spend in 2022 was \$115,413.71

Q4 spend in 2023 was \$315,694.12

### **New MCUB Partnership with Gillig**

Q4 spend in 2022 was \$312,243.96

Q4 spend in 2023 was \$670,528.51