



Metropolitan Council

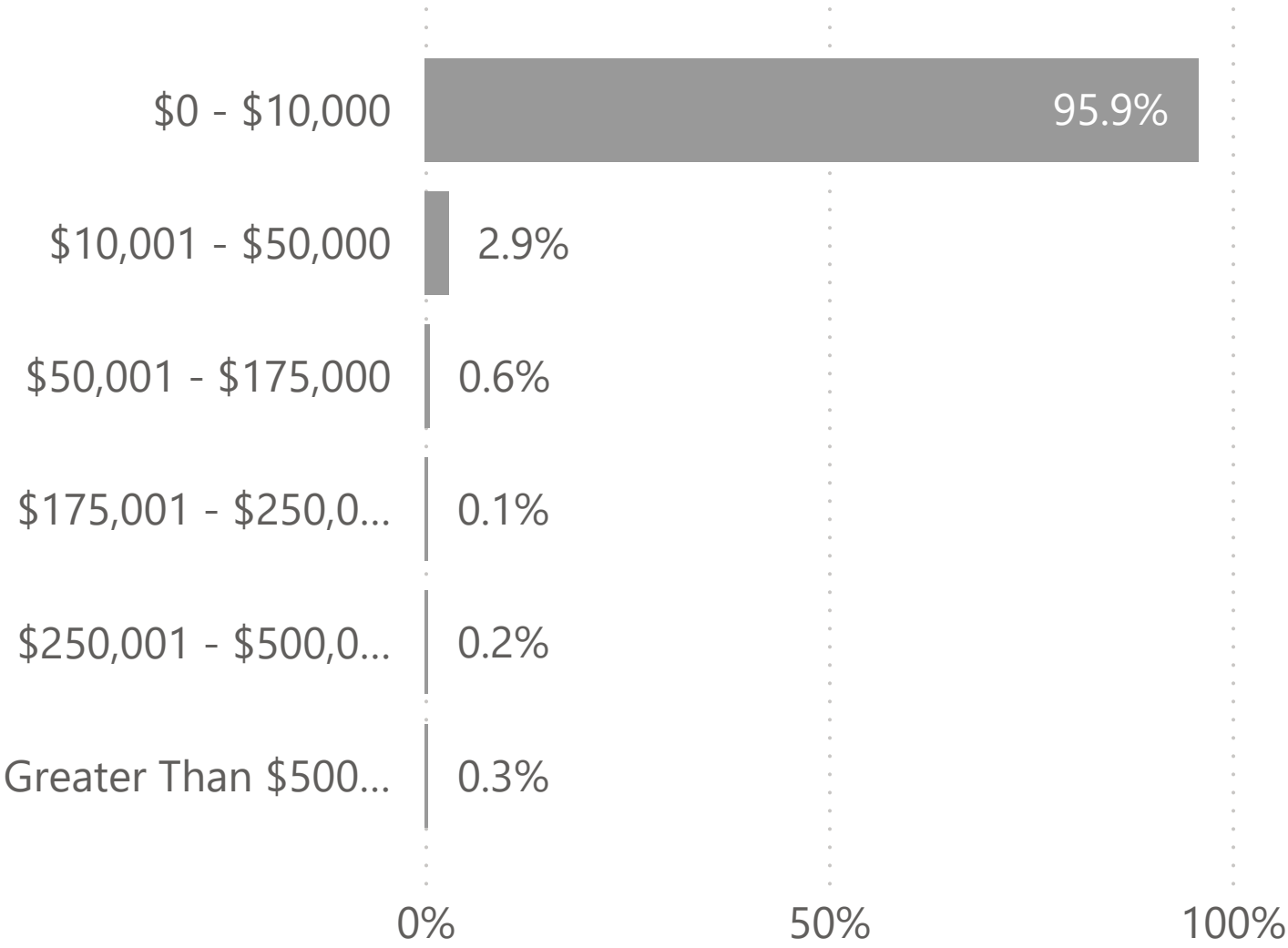
Year, Quarter

2024 (Year) + Qtr 4 (Quarter) ▾

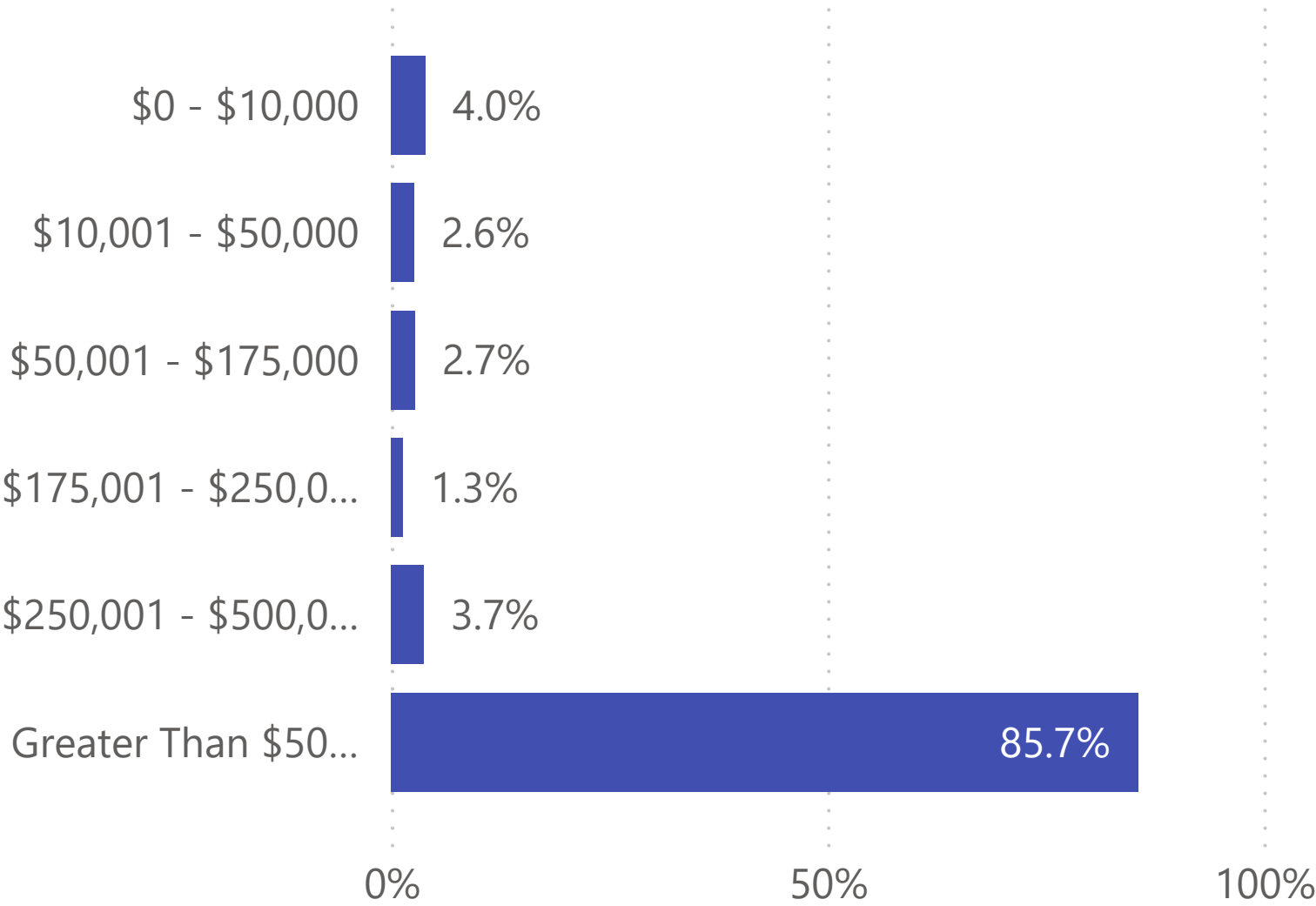
Procurement Summary Information: Quarter 4, 2024

Dollar Range	All Procurements	Total Value	Percent Value	YTD Procurements	YTD Total Value All
\$0 - \$10,000	8,897	\$8,265,894	4.0%	35,525	\$34,087,451
\$10,001 - \$50,000	273	\$5,476,878	2.6%	1,048	\$21,067,390
\$50,001 - \$175,000	54	\$5,685,154	2.7%	225	\$22,276,122
\$175,001 - \$250,000	13	\$2,815,051	1.3%	53	\$11,379,005
\$250,001 - \$500,000	20	\$7,739,011	3.7%	90	\$34,811,702
Greater Than \$500,000	25	\$179,157,096	85.7%	140	\$866,666,092
Total	9,282	\$209,139,083	100.0%	37,081	\$990,287,761

% of Procurements by Dollar Range



% of Total Value by Dollar Range



Details of Procurement Values Between \$175,001 - \$250,000

Quarter 4, 2024

Formal Invitation for Bid

Division	Contractor Name	Title	City	State	Contract Number	Total Value	MCUB/DBE Goal	MCUB/DBE Committed
MT	STONEPROS LLC DBA SNOW PROS	Nicollet Garage Snow Removal 2024	Hopkins	MN	24P048	\$210,015	9.0%	9.0%
MT	STONEPROS LLC DBA SNOW PROS	Transfer Rd Snow Removal	Hopkins	MN	24P043	\$210,015	10.0%	10.0%
MT	STONEPROS LLC DBA SNOW PROS	OHB Snow Removal 2024	Hopkins	MN	24P047	\$229,215	9.0%	50.0%

Details of Procurement Values Between \$175,001 - \$250,000

Quarter 4, 2024Request for Proposals

Division	Contractor Name	Title	City	State	Contract Number	Total Value	MCUB/DBE Goal	MCUB/DBE Committed
ES	HAZEN AND SAWYER	Master Contract for Financial Analyses for White Bear Lake Area Comprehensive Plan	St Paul	MN	24P055	\$200,000	3.0%	3.0%
ES	KIMLEY-HORN AND ASSOCIATES INC	Master Contracts for Interceptor and Plant Rehabilitation and Improvements	St Paul	MN	23P156C	\$250,000	21.0%	21.0%
RA	KODET ARCHITECTURAL GROUP LTD	390 Robert St Space Planning RFP	Minneapolis	MN	24P154	\$249,760	10.0%	89.3%
ES	WSB & ASSOCIATES	Master Contracts for Interceptor and Plant Rehabilitation and Improvements	Golden Valley	MN	23P156D	\$250,000	21.0%	28.0%

Details of Procurement Values Between \$175,001 - \$250,000

Quarter 4, 2024

Other Processes

Division	Solicitation Method	Contractor Name	Title	City	State	Contract Number	Total Value ▲	MCUB/DBE Goal	MCUB/DBE Committed
RA	Cooperative Purchasing Agreements	PARAGON DEVELOPMENT SYSTEMS INC	MT Nicollet Garage WIFI Refresh	Detroit	MI	24P299	\$191,537	0.0%	0.0%
RA	Sole source	VERIZON COMMUNICATIONS INC	Verizon Wireland Azure Circuits	Newark	NJ	24P317	\$198,206	0.0%	0.0%
ES	Sole source	GULF ATLANTIC PUMP AND DREDGE LLC	Gulf Atlantic Pump and Dredge	Lake City	FL	24P274	\$200,000	0.0%	0.0%
ES	Sole source	IDEXX	Idexx Blanket PO	Atlanta	GA	24P312	\$200,000	0.0%	0.0%
MT	Proposals	CSCHED USA	Master Contract for Scheduling Support Services	Laval	QC	24P062	\$210,505	0.0%	0.0%
MT	Quotes	SUREFITTERS	Outfitting for 3 E&F Tech Truck for Orange Line	Minneapolis	MN	24P255	\$215,798	0.0%	0.0%

Details of Procurement Values Between \$250,001 - \$500,000

Quarter 4, 2024

Formal Invitation for Bid

Division	Contractor Name	Title	City	State	Contract Number	Total Value	MCUB/DBE Goal	MCUB/DBE Committed
MT	CREATIVE STONE EVOLUTIONS INC	South Garage Snow Removal 2024	Afton	MN	24P050	\$250,215	9.0%	75.0%
MT	STONEPROS LLC DBA SNOW PROS	Blue line Snow Removal (OMF, MOW, and RSF)	Hopkins	MN	24P045	\$260,015	10.0%	10.0%
MT	STONEPROS LLC DBA SNOW PROS	East Metro Garage Snow Removal 2024	Hopkins	MN	24P049	\$300,030	9.0%	9.0%
MT	STONEPROS LLC DBA SNOW PROS	Big lake NorthStar Support Facility Snow Removal	Hopkins	MN	24P044	\$300,150	8.0%	8.0%

Details of Procurement Values Between \$250,001 - \$500,000

Quarter 4, 2024

Request for Proposals

Division	Contractor Name	Title	City	State	Contract Number	Total Value	MCUB/DBE Goal	MCUB/DBE Committed
ES	BARR ENGINEERING	Master Contract for Water Supply Studies and Technical Analyses for WBL Comprehensive Plan	St Paul	MN	24P056A	\$500,000	3.0%	3.0%
ES	KIMLEY-HORN AND ASSOCIATES INC	Master Contract for Water Supply Studies and Technical Analyses for WBL Comprehensive Plan	St Paul	MN	24P056B	\$500,000	3.0%	5.0%
ES	SHORT ELLIOTT HENDRICKSON INC	Master Contract for Water Supply Studies and Technical Analyses for WBL Comprehensive Plan	St Paul	MN	24P056C	\$500,000	3.0%	3.0%
MT	CHESS INC	Frontline Job Hazard Analysis	W St Paul	MN	23P227	\$500,000	10.0%	95.0%

Details of Procurement Values Between \$250,001 - \$500,000

Quarter 4, 2024

Other Processes

Division	Solicitation Method	Contractor Name	Title	City	State	Contract Number	Total Value	MCUB/DBE Goal	MCUB/DBE Committed
RA	Cooperative Purchasing Agreements	NOW MICRO INC	Now Micro-MTS Driver Mate Project	Mendota Heights	MN	25P006	\$274,900	0.0%	0.0%
MT	Cooperative Purchasing Agreements	ASPEN EQUIP LLC A DIV OF MGX EQUIP SERVS	Replacement Vehicle for (N-0369) LRT Signals Truck	Milwaukee	WI	24P253	\$282,364	0.0%	0.0%
RA	Sole source	HITACHI DIGITAL SERVICES LLC	Hitachi	Dallas	TX	24P250	\$283,338	0.0%	0.0%
MT	Cooperative Purchasing Agreements	MOTOROLA SOLUTIONS INC	Motorola Radio Purchase	Chicago	IL	24P279	\$324,123	0.0%	0.0%
RA	Cooperative Purchasing Agreements	ZAYO GROUP HOLDINGS LLC	Allstream Sourcewell Renewal - Unified Communications Maintenance Agreement	Chicago	IL	25P026	\$357,701	0.0%	0.0%
MT	Sole source	BBM RAILWAY EQUIPMENT LLC	Blue/Green Line Macton Repairs, Inspections and Replacement of Oil	Youngstown	OH	24P247	\$366,577	0.0%	0.0%
MT	Sole source	TRAPEZE SOFTWARE GROUP INC	TransitMaster Turn by Turn and Device Manager Implementation	Dallas	TX	24P219	\$411,078	0.0%	0.0%
MTS	Sole source	TRAPEZE SOFTWARE GROUP INC	Trapeze Ranger Purchase	Dallas	TX	24P310	\$417,440	0.0%	0.0%
MTS	Cooperative Purchasing Agreements	INSIGHT PUBLIC SECTOR INC	Purchase Cradlepoint routers and associated hardware	Dallas	TX	24P264	\$449,385	0.0%	0.0%
MT	Sole source	CUBIC TRANSPORTATION SYSTEMS INC	Cubic Yearly Sole Source Equipment Repair MPO	Los Angeles	CA	24P305	\$480,000	0.0%	0.0%
MT	Cooperative Purchasing Agreements	INSIGHT PUBLIC SECTOR INC	Heywood Garage Modernization Network Equipment	Dallas	TX	24P294	\$489,684	0.0%	0.0%
ES	Cooperative Purchasing Agreements	ACRE WORKPLACE	Regional Maintenance Facility Expansion	St Louis Park	MN	24P306	\$492,010	0.0%	0.0%

Details of Procurement Values Between Greater Than \$500,000

Quarter 4, 2024 Formal Invitation for Bid

Division	Contractor Name	Title	City	State	Contract Number	Total Value	MCUB/DBE Goal	MCUB/DBE Committed
MT	STONEPROS LLC DBA SNOW PROS	Minneapolis Campus Facilities Snow Removal	Hopkins	MN	24P042	\$600,030	10.0%	10.0%
MT	PROGRESS RAIL SERVICES	Blue Line State of Good Repair (BLSOGR3) Special Trackwork	Chicago	IL	24P155	\$1,450,041	0.0%	0.0%
MT	RESTORATION AND CONSTRUCTION SRVCS LLC	East Metro Transit Facility-Parking Deck Topping Slab Replacement	Clearwater	MN	24P099	\$2,346,500	15.0%	44.3%
ES	MINGER CONSTRUCTION INC	7031-9003 Siphon Outlet Structures and 7030 FM Improvements	Jordan	MN	24P181	\$3,892,939	5.0%	11.2%

Details of Procurement Values Between Greater Than \$500,000

Quarter 4, 2024Request for Proposals

Division	Contractor Name	Title	City	State	Contract Number	Total Value	MCUB/DBE Goal	MCUB/DBE Committed
MTS	KIMLEY-HORN AND ASSOCIATES INC	Midtown Greenway Extension Planning Study	St Paul	MN	24P136	\$534,350	11.0%	19.0%
ES	Z COMPANIES INC	Master Contracts for Interceptor and Plant Rehabilitation and Improvements	Minneapolis	MN	23P156B	\$600,000	21.0%	100.0%
ES	HDR ENGINEERING INC	Master Contracts for Interceptor and Plant Rehabilitation and Improvements	St Louis Park	MN	23P156A	\$650,000	21.0%	21.0%
MTS	SPARE LABS INC	Software to Support Microtransit Service	Vancouver	BC	24P015	\$852,100	0.0%	0.0%
MTS	BOLTON & MENK INC	Metropolitan Highway System Harms Study	Mankato	MN	23P207	\$980,000	11.0%	29.0%
MT	HNTB CORPORATION	Master Contracts for Rail Engineering Services	Kansas City	MO	23P194C	\$1,000,000	12.0%	17.0%
RA	BAKER TILLY MUNICIPAL ADVISORS LLC	COBRA / Retiree Billing and Flexible Spending Account Administration Services	St Louis	MO	24P101	\$1,124,146	0.0%	0.0%
RA	BENEFITFOCUS.COM INC	On-line Benefit Enrollment Administration and ACA provider	New York	NY	24P057	\$1,258,000	0.0%	0.0%
ES	FBG SERVICE CORP	Janitorial Services - Metro Plant	Omaha	NE	24P091	\$1,422,500	20.0%	20.0%
MT	SRF CONSULTING GROUP INC	METRO H Line Planning Support and Concept Design	Minneapolis	MN	24P110	\$1,549,979	22.0%	23.0%
MT	JM FIBER OPTICS INC	Real-Time Sign Replacement Pilot and Implementation Project	Chino	CA	21P366B	\$1,897,715	3.0%	16.0%
RA	ICEBERG TECHNOLOGY GROUP	Consultant to Implement the Peoplesoft Software Modules	Shakopee	MN	23P023	\$1,998,080	5.0%	5.0%
MT	KIMLEY-HORN AND ASSOCIATES INC	METRO G Line - Engineering and Construction Administration Services	St Paul	MN	24P076	\$11,031,025	23.0%	24.0%
RA	SIERRA HEALTH AND LIFE INSURANCE CO INC	Post-65 Medical Insurance	Carol Stream	IL	24P007	\$28,193,000	0.0%	0.0%
MTS	GILLIG LLC	Purchase of 73 Replacement Forty-Foot Buses	Los Angeles	CA	19P122E	\$51,273,448	0.0%	0.0%
MTS	SCHMITTY & SONS	Microtransit Service 2024	Lakeville	MN	24P029	\$60,645,500	2.0%	3.1%

Details of Procurement Values Between Greater Than \$500,000

Quarter 4, 2024

Other Processes

Division	Solicitation Method	Contractor Name	Title	City	State	Contract Number	Total Value▲	MCUB/DBE Goal	MCUB/DBE Committed
ES	Cooperative Purchasing Agreements	FLEXIBLE PIPE TOOL CO	2025 Lift Station Cleaning Vac Truck	Cold Spring	MN	24P285	\$699,533	0.0%	100.0%
MT	Sole source	TRAPEZE SOFTWARE GROUP INC	TransitMaster Bus Hardware Upgrade Phase II	Dallas	TX	24P223	\$724,793	0.0%	0.0%
MTS	Sole source	LUMINATOR TECHNOLOGY GROUP	Luminator Camera System Phase II Expansion Order - 2024	Chicago	IL	24P238	\$1,146,316	0.0%	0.0%
ES	Sole source	ALFA LAVAL INC	Alfa Laval Dewatering Equipment Services	Pittsburgh	PA	25P003	\$1,500,000	0.0%	0.0%
RA	Sole source	TRAPEZE SOFTWARE GROUP INC	Trapeze - 5 year MTS Maintenance Agreement	Dallas	TX	22P150	\$1,787,101	0.0%	0.0%



METROPOLITAN COUNCIL

MCUB Utilization Summary /Q4 2024

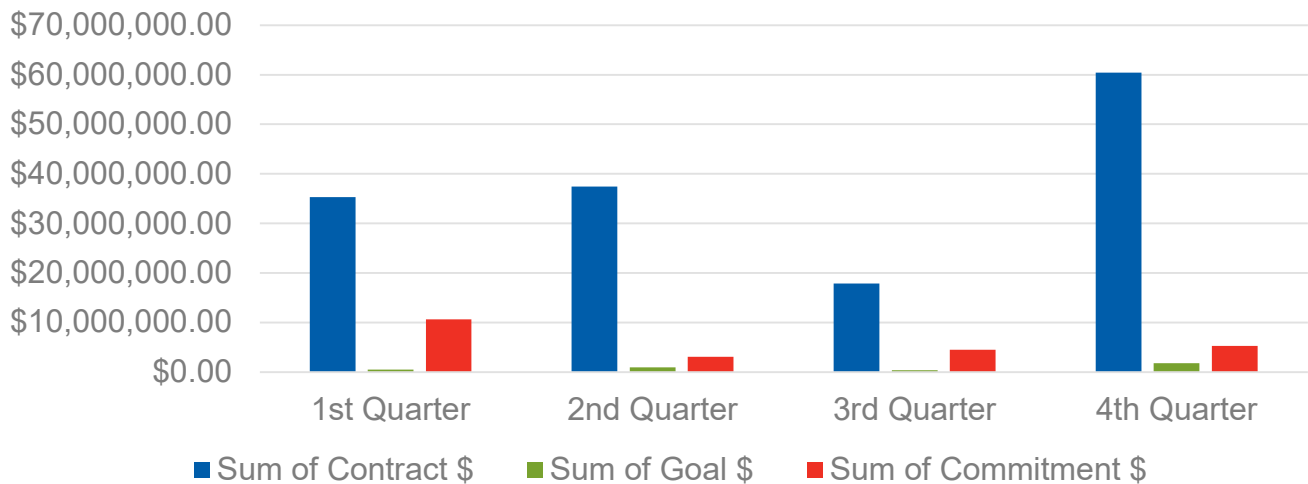
2024

**MCUB
GOAL**

Construction
& Contracted
Services:

14%

Total MCUB Commitments for Construction & Contracted Services Q4 2024

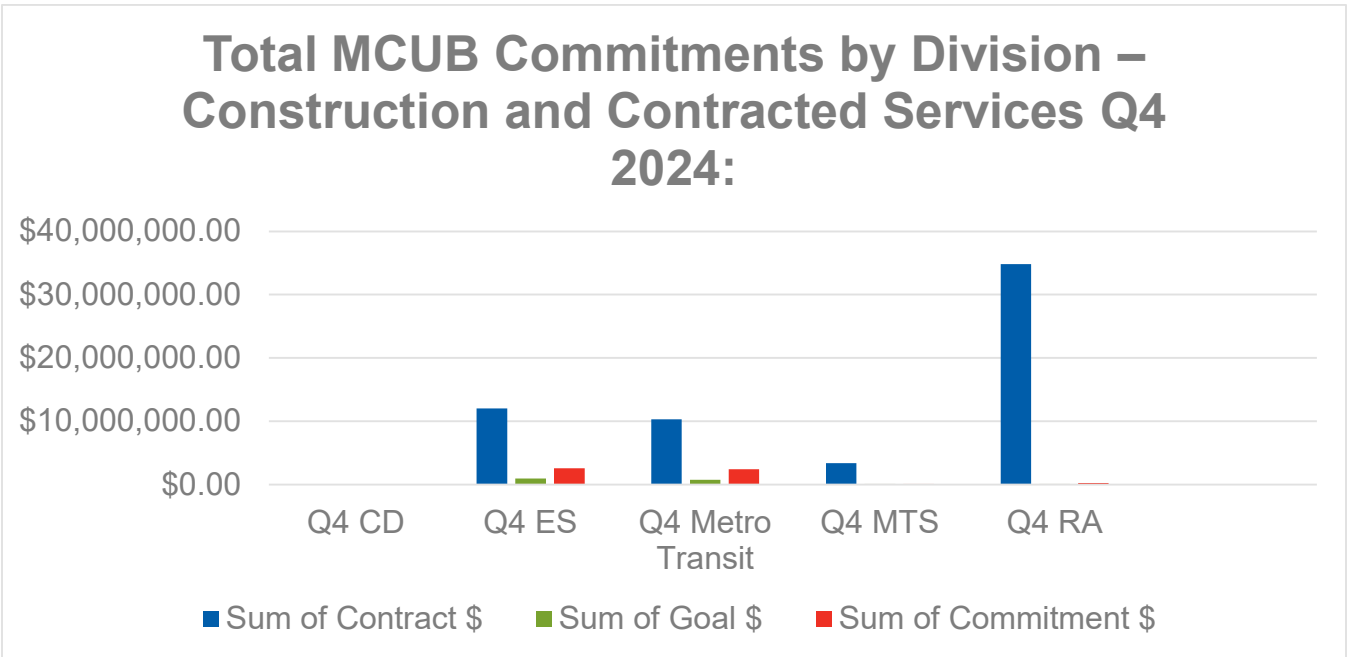


Sum of Contract \$	Sum of Goal \$	Sum of Commitment \$	MCUB %	2024
\$35,320,553.75	\$522,529.22	\$10,669,053.00	30.2%	Q1
\$37,425,441.87	\$960,142.12	\$3,101,225.53	8.3%	Q2
\$17,877,007.86	\$370,822.95	\$4,522,222.76	25.3%	Q3
\$60,408,458.38	\$1,808,752.72	\$5,265,660.88	8.7%	Q4

Total MCUB Commitments (Gender & Ethnicity) Q4 2024:

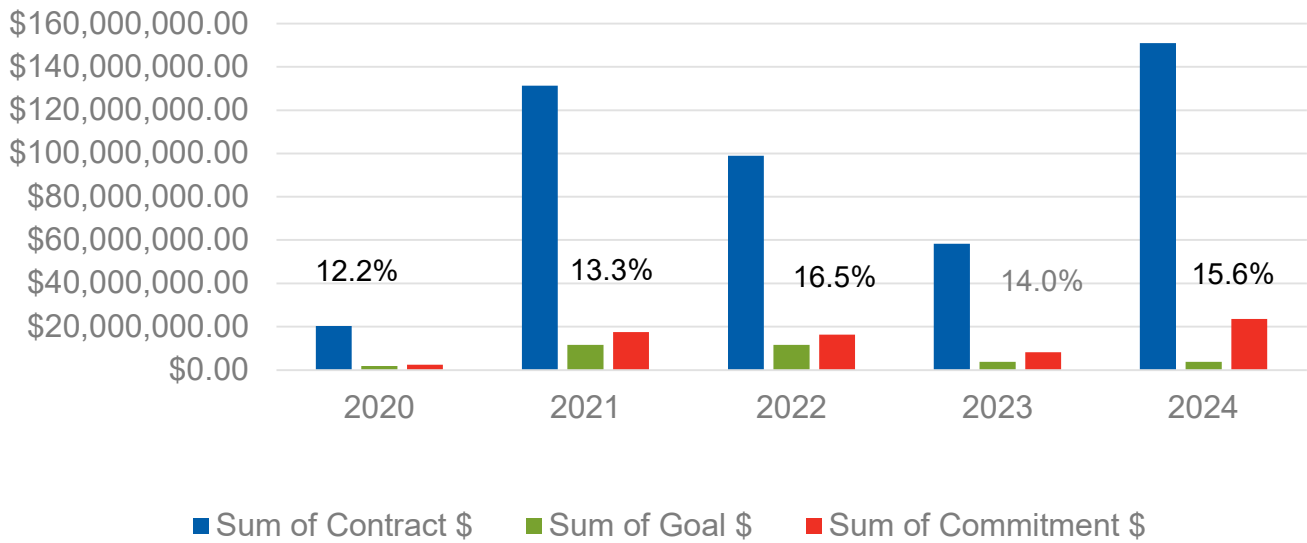
MCUB Firms Ethnicity	Women	Men
Black American	\$52,500.00	\$574,346.00
Hispanic American	\$0.00	\$15,000.00
Native American	\$0.00	\$12,500.00
Asian-Pacific American	\$671,500.00	\$966,700.00
Subcontinent Asian Americans	\$0.00	\$25,000.00
Caucasian	\$2,948,114.88	\$0.00

Total MCUB Commitments By Division Q4 2024:



Division	Sum of Contract \$	Sum of Goal \$	Commitment \$	MCUB %
CD	\$0.00	\$0.00	\$0.00	0.0%
ES	\$11,994,182.22	\$930,856.93	\$2,554,507.48	24.0%
Metro Transit	\$10,265,131.27	\$723,380.65	\$2,389,935.40	23.0%
MTS	\$3,361,606.40	\$54,611.14	\$96,314.00	2.8%
RA	\$34,787,538.49	\$99,904.00	\$224,904.00	0.6%
Total	\$60,408,458.38	\$1,808,752.72	\$5,265,660.88	8.7%

Historical MCUB Commitment Data:



MCUB Payment Data

Total P-Card Expenditures Q4 2024:

2024
MCUB
GOAL
 P-Card
 Expenditures:
10%

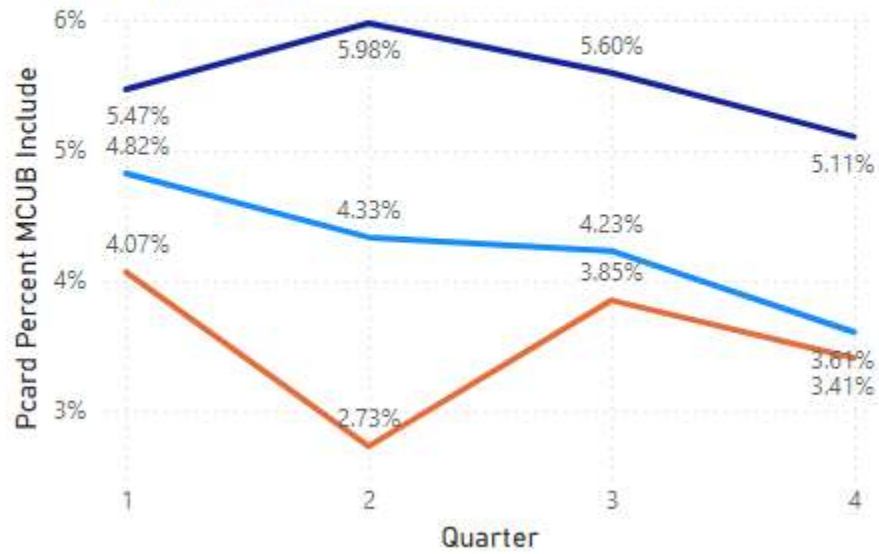
Division Name	Pcard Sum Total	Pcard Sum Exclude	Pcard Sum Include	Pcard Sum Include MCUB	Pcard Percent MCUB Include
Community Development	29,077.41	17,591.07	11,486.34	1,229.62	10.71%
Environmental Services	263,308.41	81,318.50	181,989.91	9,703.59	5.33%
Metro Transit	1,179,813.84	72,202.03	1,107,611.81	28,573.99	2.58%
Metropolitan Transportation Services	10,560.99	9,106.60	1,454.39	356.63	24.52%
Regional Administration	249,290.11	168,689.18	80,600.93	7,247.55	8.99%
Total	1,732,050.76	348,907.38	1,383,143.38	47,111.38	3.41%

Total P-Card Expenditures Year by Year:

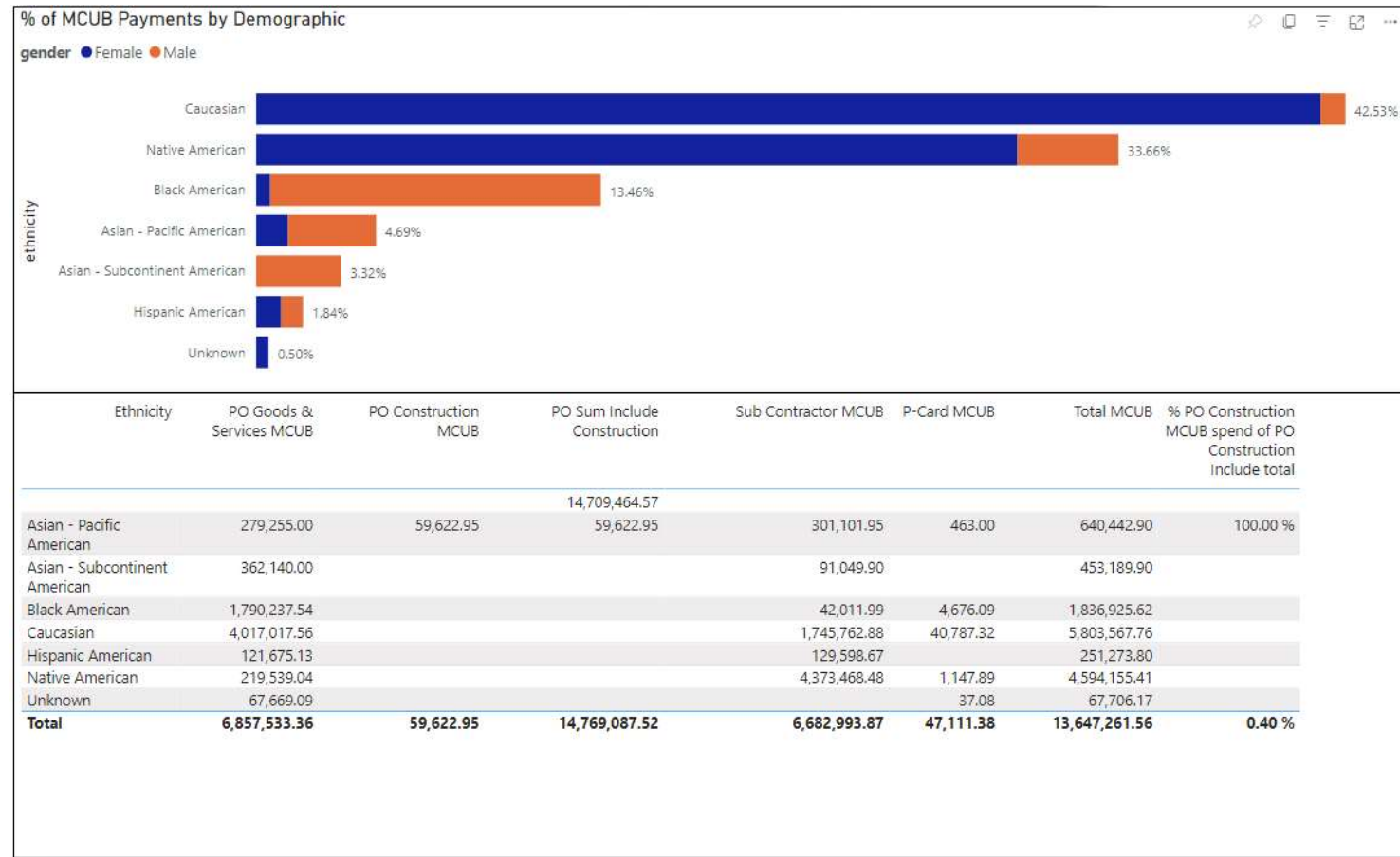
Pcard Percent MCUB Include

BY QUARTER, YEAR

Year ● 2022 ● 2023 ● 2024



Total MCUB Payments Q4 2024 = \$13,647,261.56



Number of Unique MCUB Firms	Female	Male
Black American	5	20
Hispanic American	3	6
Native American	4	5
Asian-Pacific American	8	7
Subcontinent Asian Americans	0	4
Non-Minority	80	9

Direct Payments to Contractors by Year:

Year	PO Total Payments Include Construction	PO Construction MCUB	% MCUB Payments PO Construction
2024	\$50,314,421.54	\$198,346.92	0.4%
2023	\$35,517,948.09	\$663,715.18	1.9%
2022	\$34,271,508.54	\$1,053,275.68	3.1%

2024 Q4 MCUB Highlights:

MCUB Direct Spend Success (Micro purchases up to \$25K)

Q4 2023 MCUB Direct Spend was 21%

Q4 2024 MCUB Direct Spend was 34% (Highest Quarter in Data Set going back to Q1 2019)

MCUB Direct Preference Success

Procellis Technology - \$122,200.00 (Tablet Cradle Kits for Buses)

MCUB State Contract Success

Vaske Computer - \$47,055.47 (Software Upgrade)

Abundant 180 - \$47,228.65 (Wardrobe Lockers)

Paragon Paving - \$56,460.00 (Asphalt work for East Bethel)

MCUB Select Success

Absolute Commercial Flooring - \$81,350.00 (Replace Flooring)

RFQ MCUB Success

Action Construction - \$49,292.00 (East Metro Lactation Room Remodel)

JPMI Construction Co. - \$66,700.00 (I-35W & Lake Between Bridge Fencing)

MCUB Partnership with New Flyer

B & L started as a distributor of New Flyer components in September 2022. They are now expanding operations in other jurisdictions.

Spend with B&L in Q1 2024 was \$349,547.48

Q2 spend in 2024 was \$288,265.99

Q3 spend in 2024 was \$313,788.82

Q4 spend in 2024 was \$484,611.90

MCUB Partnership with Gillig

MA Associates Started as a distributor of Gillig components in September 2023. Since the Partnership with Gillig, MA Associates has been able to hire three additional employees.

Q1 spend in 2024 was \$743,373.09

Q2 spend in 2024 was \$798,723.76

Q3 spend in 2024 was \$1,046,771.89

Q4 spend in 2024 was \$1,036,360.40

Ideal Commercial Interiors Partnership with Fastenal est. Sept. 2024

Q4 spend in 2024 was \$32,994.44

Contract 23P043-Support Services for MCUBs was awarded to Project Solutions, Inc.

Type of Service	# of MCUBs Attended
Information Sessions	5
Construction Safety	1
Bidding & Estimating	16
How to Respond to an RFP	10
Managing Contract Changes	2
One-on-One Business consultations	8
Total	42