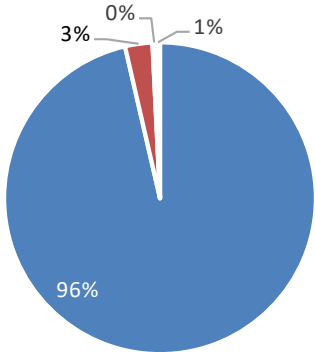


Metropolitan Council

Procurement Summary Information - Second Quarter, 2020

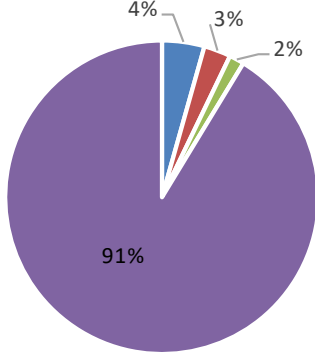
Dollar Amount Range	Number of Procurements		Percent Value \$	Total Value \$	
	Second Quarter	YTD	Second Quarter	Second Quarter	YTD
\$0 - \$10,000	9,454	20,969	4.4%	\$9,866,942	\$17,998,019
\$10,001 - \$50,000	278	1,050	2.8%	\$6,273,136	\$18,001,033
\$50,001 - \$175,000	36	89	1.5%	\$3,482,642	\$7,342,144
\$175,001 - \$250,000	11	34	2.6%	\$5,967,597	\$3,711,997
\$250,001 - \$500,000	13	22	2.1%	\$4,936,589	\$12,004,875
Greater Than \$500,000	16	31	86.6%	\$195,300,173	\$375,886,794
Grand Total	9,804	22,201	100%	\$225,827,079	\$434,994,862

Procurements by # of Transactions Q2-2020



■ \$0-10,000 ■ \$10,000-50,000 ■ \$50,000-175,000 ■ \$175,000 +

Procurements by Contract \$ Value Q2-2020



■ \$0-10,000 ■ \$10,000-50,000 ■ \$50,000-175,000 ■ \$175,000 +

Details of Procurement Valued Between \$250,001 and \$500,000

Award Based on Formal Invitation for Bid

#	Contractor	Amount	Division	Description	Solicitation Method	Contractor Location	Contract Number	DBE/ MCUB Goal	DBE/ MCUB Commitment
1	ALLSTATE PETERBILT	\$260,566	ES	Goods- ISBU Tanker Truck	Bid	South St. Paul	19P280	None	None
2	SPRIGGS PLUMBING AND HEATING	\$489,898	MT	Major Construction- A/C Replacement Greenline	Bid	St. Paul	19P391	None	None

Details of Procurement Valued Between \$175,001 and \$250,000

Award Based on Request for Proposal

#	Contractor	Amount	Division	Description	Solicitation Method	Contractor Location	Contract Number	DBE/ MCUB Goal	DBE/ MCUB Commitment
1	HARSCO RAIL COMPANY	\$185,000	MT	Rail Interface Study	Proposal	Cherry Hill, NJ	19P254	None	None
2	GANNETT FLEMING INC	\$250,000	MT	Rail Systems Maintenance Master Contract	Proposal	Camp Hill, PA	19P147D	None	None
3	HDR ENGINEERING INC	\$250,000	MT	Rail Systems Maintenance Master Contract	Proposal	Golden Valley	19P147C	None	None

Details of Procurement Valued Between \$250,001 and \$500,000

Award Based on Request for Proposal

#	Contractor	Amount	Division	Description	Solicitation Method	Contractor Location	Contract Number	DBE/ MCUB Goal	DBE/ MCUB Commitment
1	WSB & ASSOCIATES	\$285,538	MT	Gold Line BRT Relocation Services	Proposal	Golden Valley	19P292	None	None
2	FITCH JOHNSON LARSON & HELD PA	\$475,000	RA	Legal Services Master Contract	Proposal	Roseville	19P025A	None	None
3	COUSINEAU, WALDHAUSER & KIESELBACH	\$475,000	RA	Legal Services Master Contract	Proposal	Mendota Heights	19P025B	None	None
4	MCCOLLUM, CROWLEY, MOSCHET MILLER & LAAK	\$475,000	RA	Legal Services Master Contract	Proposal	Minneapolis	19P025C	None	None
5	WSP USA	\$500,000	MT	Rail Systems Maintenance Master Contract	Proposal	Minneapolis	19P147B	None	None

Details of Procurement Valued Between \$175,001 and \$250,000

Award Based on Other Processes

#	Contractor	Amount	Div	Description	Solicitation Method	Contractor Location	Contract/PO Number	MCUB/DBE Goal	MCUB/DBE Commitment
1	SCHINDLER ELEVATOR CORP	\$195,000	MT	Elevator Repair and Maintenance	State Contract	Eagan	PO# 260910	None	None
2	A - DAVE'S LOCK & SAFE	\$200,000	MT	Locksmith Services	Sole Source	Minneapolis	20P050	None	None
3	GTELADVISORS LLC	\$200,000	MT	MTPD Network LASO	Sole Source	Plymouth	19M202	None	None
4	SHI INTERNATIONAL CORP	\$203,851	RA	Software Maintenance & Licenses	State Contract	Minneapolis	20P081	None	None
5	TENNANT CO	\$228,186	MT	Goods Purchase- Sweeper Scrubbers	State Contract	Minneapolis	20P048	None	None
6	SIERRA WIRELESS AMERICA INC	\$236,491	RA	Software Maintenance & Support	Sole Source	Carlsbad, CA	20P000	None	None
7	ENTERPRISE LEASING COMPANY OF MN	\$236,491	MT	Vehicle Lease	State Contract	Eagan	20P132	None	None
8	LOCKRIDGE GRINDAL NAUEN	\$250,000	RA	Northtown Mall Transit Facilities and Improvements	Sole Source	Minneapolis	20P103	None	None
9	WENCKASSOC INC	\$250,000	ES	Fourth Incinerator Air Permitting Support	Sole Source	St. Paul	20P078	None	None

Details of Procurement Valued Between \$250,001 and \$500,000

Award Based on Other Processes

#	Contractor	Amount	Div	Description	Type	Contractor Location	Contract Number	DBE/ MCUB Goal	DBE/ MCUB Commitment
1	ACT TRAFFIC SOLUTIONS INC	\$255,050	MT	Goods- EMTRAC Equipment	Sole Source	Chanhassen	20P077	None	None
2	BENTECH INC	\$271,725	MT	Goods- Bus Operator Protection Barriers	Sole Source	San Jose, CA	20P039	None	None
3	ZIEGLER INC	\$313,310	ES	Goods- Cat 962M Loader	State Contract	Bloomington	20P154	None	None
4	GIRO INC	\$324,518	RA	Software Maintenance & Support	Sole Source	Montreal, CA	20P000	None	None
5	ORGO-THERMIT INC	\$404,000	MT	Rail Grinding	Sole Source	Manchester, NJ	20P011	None	None
6	ARINC INCORPORATED	\$406,984	RA	Software Maintenance & Support	Sole Source	White Bear Lake	19P295	None	None

Details of Procurement Valued Over \$500,000

Award Based on All Processes

#	Contractor	Amount	Div.	Description	Solicitation Method	Contractor Location	Contract Number	Business Item #	Council Action Date	MCUB/DB E Goal	MCUB/DBE Commitment
1	HDR ENGINEERING INC	\$550,000	MT	Rail Engineering Services	Proposals	Omaha, NE	19P131B	2020-34	2/12/20	10%	10%
2	HNTB CORPORATION	\$550,000	MT	Rail Engineering Services	Proposals	Kansas City, MO	19P131D	2020-34	2/12/20	10%	12%
3	TOLTZ KING DUVALL ANDERSON	\$550,000	MT	Rail Engineering Services	Proposals	St. Paul	19P131	2020-34	2/12/20	10%	10%
4	IBI GROUP	\$800,00	MT	Alerts Manager System	Sole Source	Toronto, CA	19P218	2020-9	1/22/20	None	None
5	PURAFIL, INC	\$832,940	ES	Goods- Carbon	Bid	Doraville, GA	19P361	2020-100	3/11/20	None	None
6	KIMLEY-HORN ASSOCIATES INC	\$850,000	MT	Rail Engineering Services	Proposals	St. Paul	19P131A	2020-34	2/12/20	10%	10%
7	CAMBRIDGE SYSTEMATICS INC	\$972,000	MT	Real-Time Prediction Engine	Proposals	Chicago, IL	18P322C	2020-12	1/22/20	None	None
8	AON RISK SERVICES CENTRAL	\$980,000	RA	Insurance Broker and Risk Consulting Services	Proposals	Chicago, IL	19P120	2019-263	10/9/19	None	None

Details of Procurement Valued Over \$500,000

Award Based on All Processes

#	Contractor	Amount	Div.	Description	Solicitation Method	Contractor Location	Contract Number	Business Item #	Council Action Date	MCUB/DB E Goal	MCUB/DBE Commitment
9	LTK ENGINEERING SERVICES	\$1,000,000	MT	Rail Systems Maintenance Master Contract	Proposals	Minneapolis	19P147A	2020-84	3/03/20	None	None
10	TRAPEZE SOFTWARE GROUP INC	\$1,590,000	MTS	Trapeze Ranger replacements	Sole Source	Cedar Rapids, IA	20P145	2020-64 JT	3/25/20	None	None
11	SIEMENSMOBILITY	\$2,499,000	ES	LRV-Overhaul	Sole Source	Munich, Germany	20P071	2019-49	3/27/19	None	None
12	KIMLEY-HORN ASSOCIATES INC	\$2,651,000	MT	Engineering Services Contract	Proposals	St. Paul	19P219	2020-51	2/25/20	5%	5%
13	GILLIG CORP	\$5,899,333	MT	Bus Purchase	Bid	Hayward, CA	19P062	2020-160	6/24/19	None	None
14	WSP USA	\$6,426,423	MT	Architecture and Engineering Services	Proposals	Minneapolis	19P281	2020-95	03/23/20	12%	12%
15	SHANK CONSTRUCTORS INC	\$19,303,100	ES	Major Construction-Solids Renewal & Improvement	Bid	Brooklyn Park	19P187A	2020-81	02/25/20	4%	4.69%
16	LS BLACK CONSTRUCTORS INC	\$38,650,000	MT	Construction Franklin O&M Facility Mods	Bid	St Paul	19P272	2020-104	3/25/20	15%	19.06%

Q2 '20 - Summary of MCUB Commitment

Q2 - ALL DIVISIONS

SPEND:

CONSTRUCTION	GOODS & SERVICES	TOTAL INCLUSION
\$3,272,774.98	\$60,388,236.5	\$63,661,011.49

Q2 - MCUB COMMITMENT:

		\$3,996,909.4	6.28%
--	--	----------------------	--------------

Construction Procurements

(# trans / \$ value) : **5** **\$2,967,342.2** **4.66%**

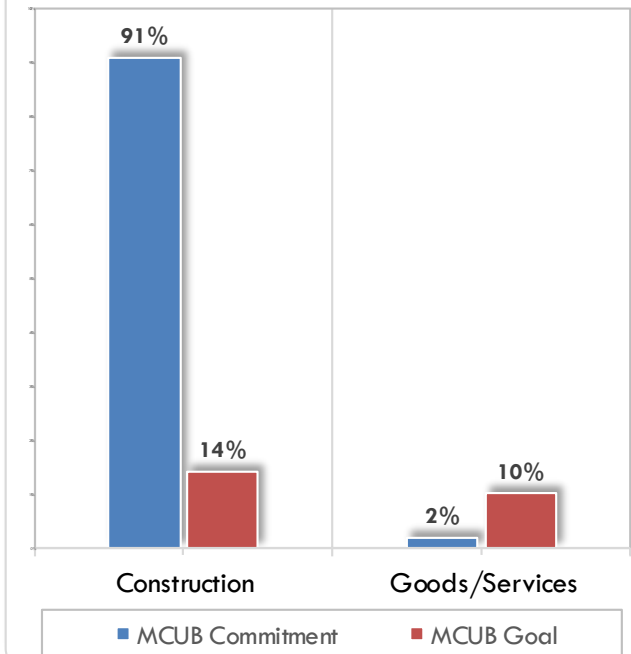
<i>Overall Construction Achieved</i>	91%	
<i>Subcontracting opportunity:</i>	0	\$0
<i>Purchase Orders Transactions</i>	5	\$2,967,342.19

Goods & Services Procurements

(# trans / \$ value) : **1297** **\$1,029,567.24** **1.70%**

<i>Overall Good&Services Achieved</i>	2%	
<i>Subcontracting opportunity:</i>	0	\$0.00
<i>P-Card Transactions</i>	96	\$48,851.67
<i>Purchase Orders Transactions</i>	1,297	\$980,715.57

Q2 '20 ACHIEVEMENT



Q1 - MCUB COMMITMENT:

\$4,772,868.4

Construction Procurements

(# trans / \$ value) :

18

\$661,222.5

Overall Construction Achieved	8%	
Subcontracting opportunity:	1	\$481,900
Purchase Orders Transactions	17	\$179,322.54

Goods & Services Procurements

(# trans / \$ value) :

15,352

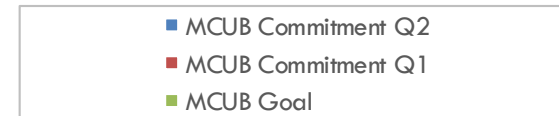
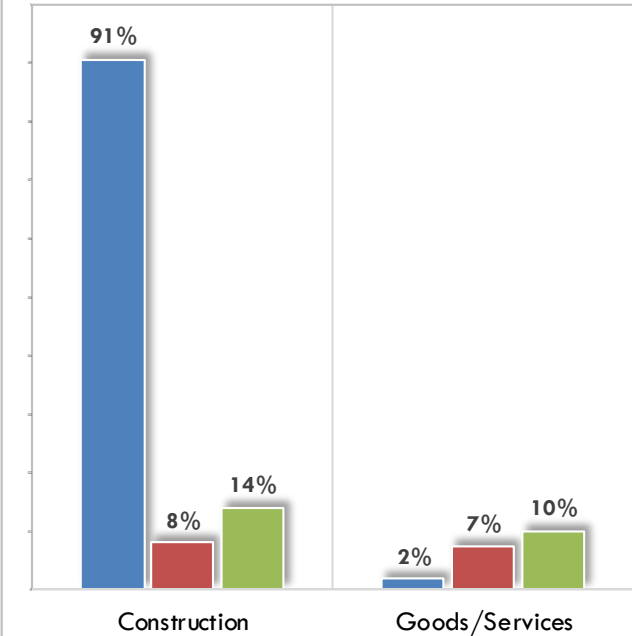
\$4,111,645.9

Overall Good&Services Achieved	7%	
Subcontracting opportunity:	401	\$2,195,618
P-Card Transactions	75	\$55,471
Purchase Orders Transactions	14,944	\$1,860,556.70

Comparison - Q2 & Q1

Overall commitment	Decreased	(\$775,958.97)
Construction	increased	\$2,306,119.69
Goods & Services	Decreased	(\$3,082,078.66)

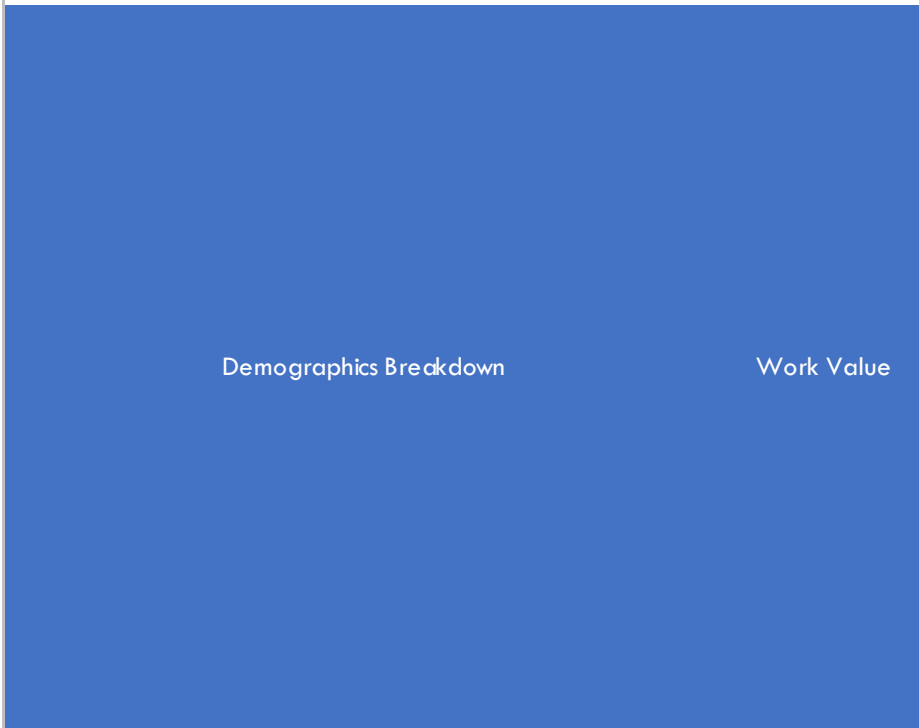
Q2 & Q1 COMPARISON



YT MCUB Commitment

Construction (2020 MCUB Goal : 14%)	<i>Total Inclusion \$</i>	\$7,173,218.40
	<i>Total MCUB Spend</i>	\$3,604,526.20
	<i>MCUB Spend %</i>	50.25%
Goods & Services (2020 MCUB Goal : 10%)	<i>Total Inclusion \$</i>	\$103,521,668.40
	<i>Total MCUB Spend</i>	\$5,040,825.79
	<i>MCUB Spend %</i>	4.87%

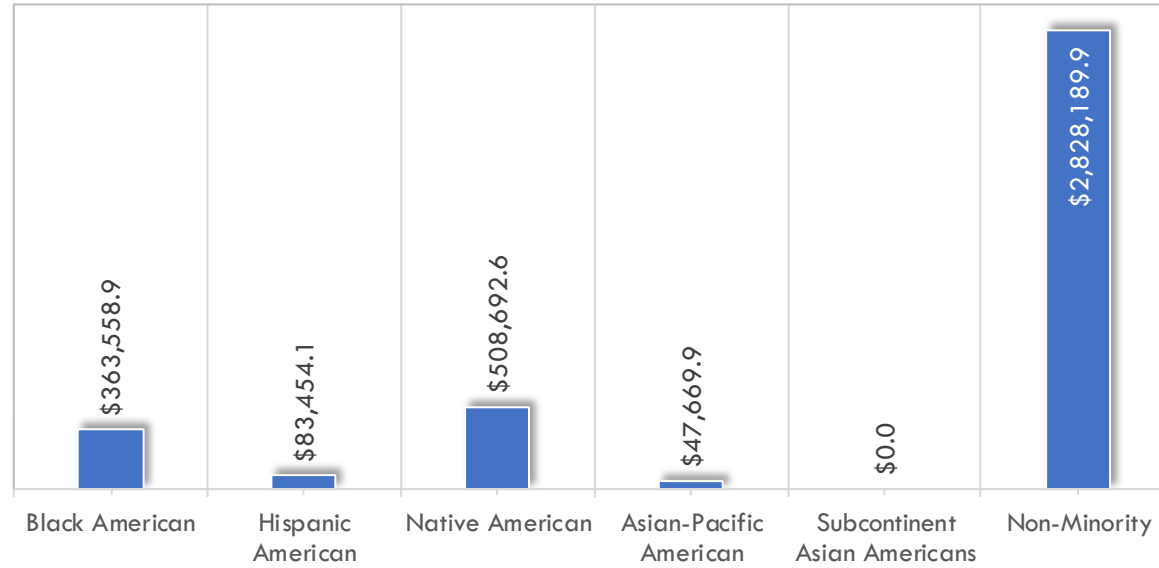
Q2 '20 MCUB Firms Demographics Details



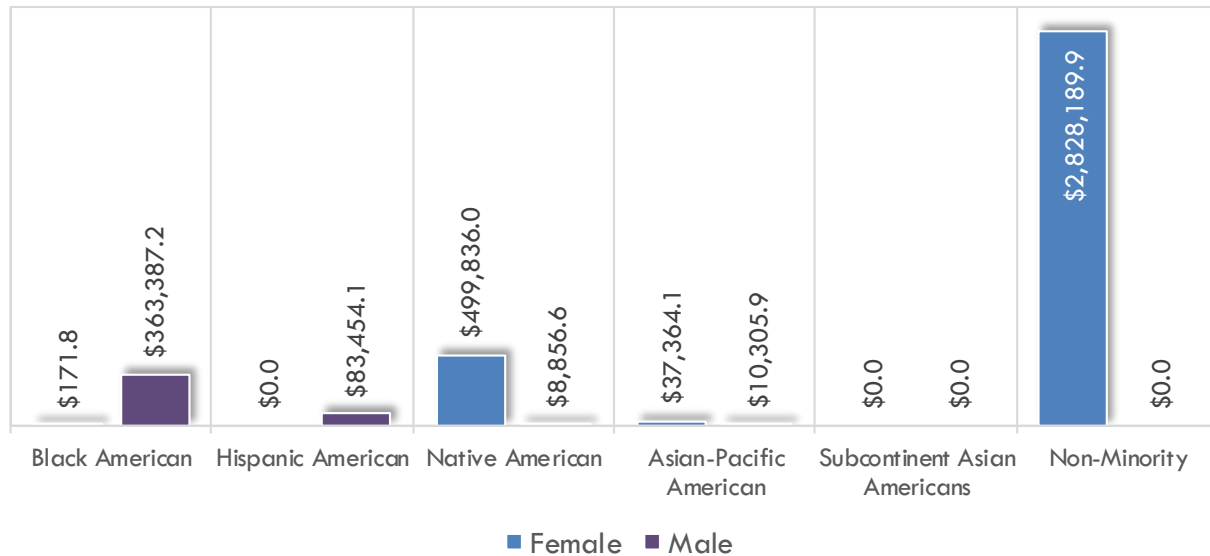
Black American	\$363,558.91
Hispanic American	\$83,454.10
Native American	\$508,692.59
Asian-Pacific American	\$47,669.91
Subcontinent Asian Americans	\$0.00
MBE (CERT)	\$0.00
VET	\$6,239.52
Non-Minority	\$2,828,189.93
Unknown	\$49,102.00

Gender	Work Value
Male	\$482,360.21
Female	\$3,404,546.75

Q2 '20 MCUB Commitment Amount by Ethnicity



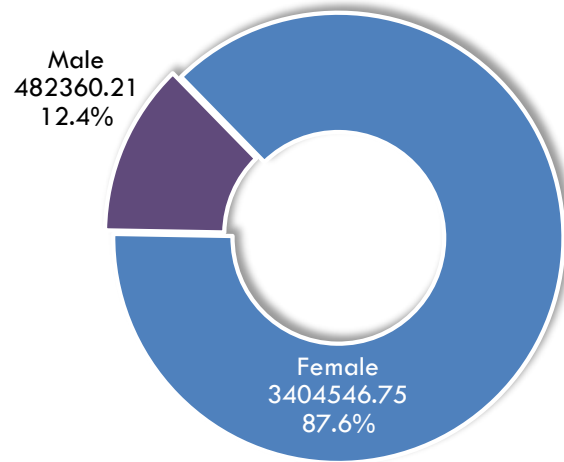
Q2 '20 MCUB Commitment by Gender & Ethnicity



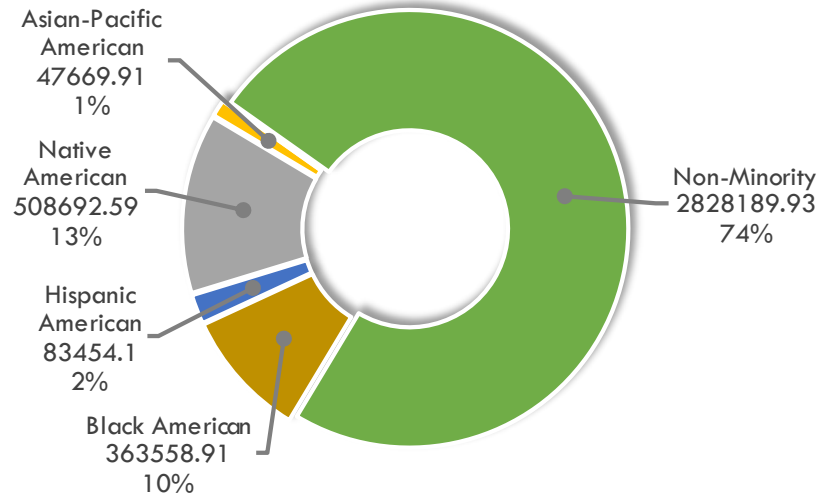
MCUB Firms by Gender	# MCUB Firms
Male	43
Female	109

MCUB Firms Ethnicity	Female	Male
Black American	\$171.76	\$363,387.15
Hispanic American	\$0.00	\$83,454.10
Native American	\$499,836.00	\$8,856.59
Asian-Pacific American	\$37,364.06	\$10,305.85
Subcontinent Asian Americans	\$0.00	\$0.00
Non-Minority	\$2,828,189.93	\$0.00

Q2 '20 Commitment \$ by Gender



Q2 '20 MCUB Commitment \$ by Ethnicity



JUNE '20 - Summary of MCUB Commitment

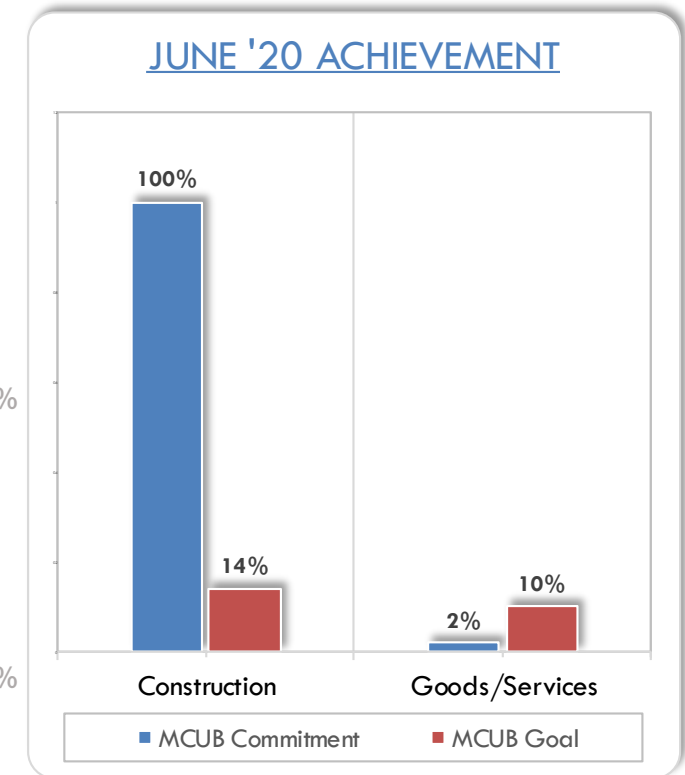
	CONSTRUCTION	GOODS & SERVICES	TOTAL INCLUSION	
JUNE TOTAL SPEND:	\$52,900.00	\$9,925,263.8	\$9,978,163.79	
JUNE MCUB COMMITMENT:			\$237,607.4	2.38%

Construction Procurements (# trans / \$ value) : 3 \$52,900.0 0.53%

Overall Construction Achieved	100%	
Subcontracting opportunity:	0	\$0
Purchase Orders Transactions	3	\$52,900.00

Goods & Services Procurements (# trans / \$ value) : 438 \$184,707.39 1.86%

Overall Good & Services Achieved	2%	
Subcontracting opportunity:	0	\$0.00
P-Card Transactions	28	\$21,400
Purchase Orders Transactions	410	\$163,307



MAY MCUB
COMMITMENT:

\$191,491.4

Construction Procurements

(# trans / \$ value) : **0** **\$0.0**

Overall Construction Achieved	0%	
Subcontracting opportunity:	0	\$0
Purchase Orders Transactions	0	\$0.00

Goods & Services Procurements

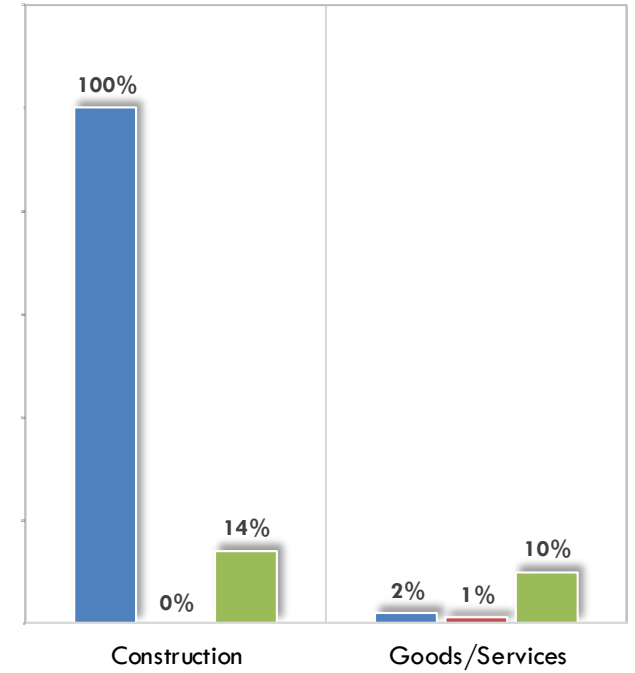
(# trans / \$ value) : **411** **\$191,491.4**

Overall Good & Services Achieved	1%	
Subcontracting opportunity:	0	\$0
P-Card Transactions	30	\$6,154
Purchase Orders Transactions	381	686197.81

Comparison - JUNE & MAY

Overall commitment	increased	\$46,115.99
Construction	increased	\$52,900.00
Goods & Services	Decreased	(\$6,783.98)

JUNE & MAY COMPARISON



■ MCUB Commitment JUNE
■ MCUB Commitment MAY
■ MCUB Goal

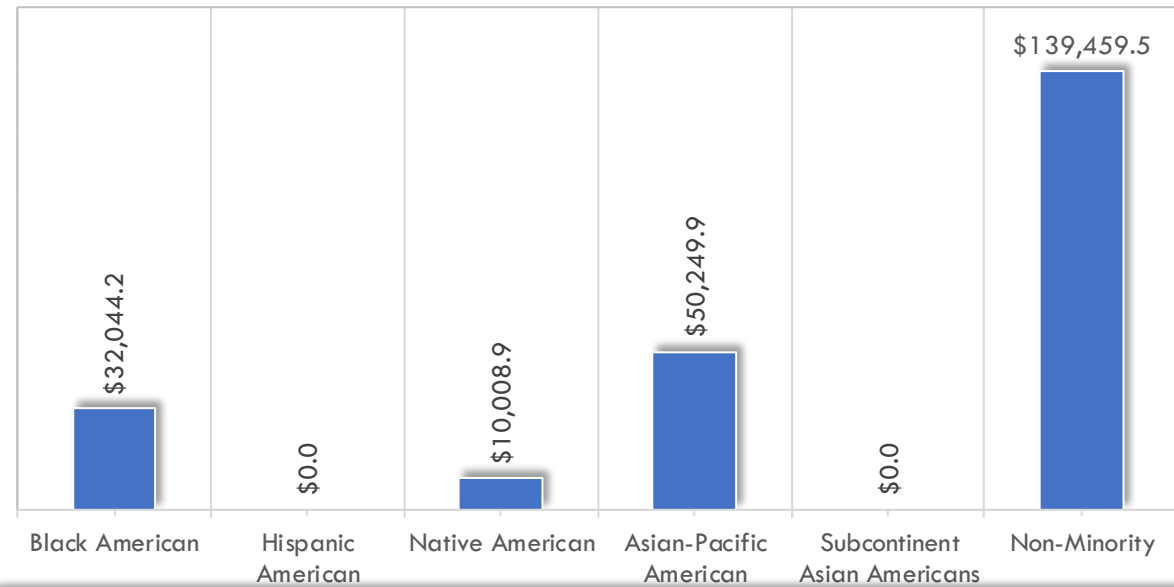
June '20 MCUB Firms Demographics Details

Demographics Breakdown	Work Value
Black American	\$32,044.20
Hispanic American	\$0.00
Native American	\$10,008.94
Asian-Pacific American	\$50,249.87
Subcontinent Asian Americans	\$0.00
MBE (CERT)	\$0.00
VET	\$5,582.85
Non-Minority	\$139,459.53
Unknown	\$262.00

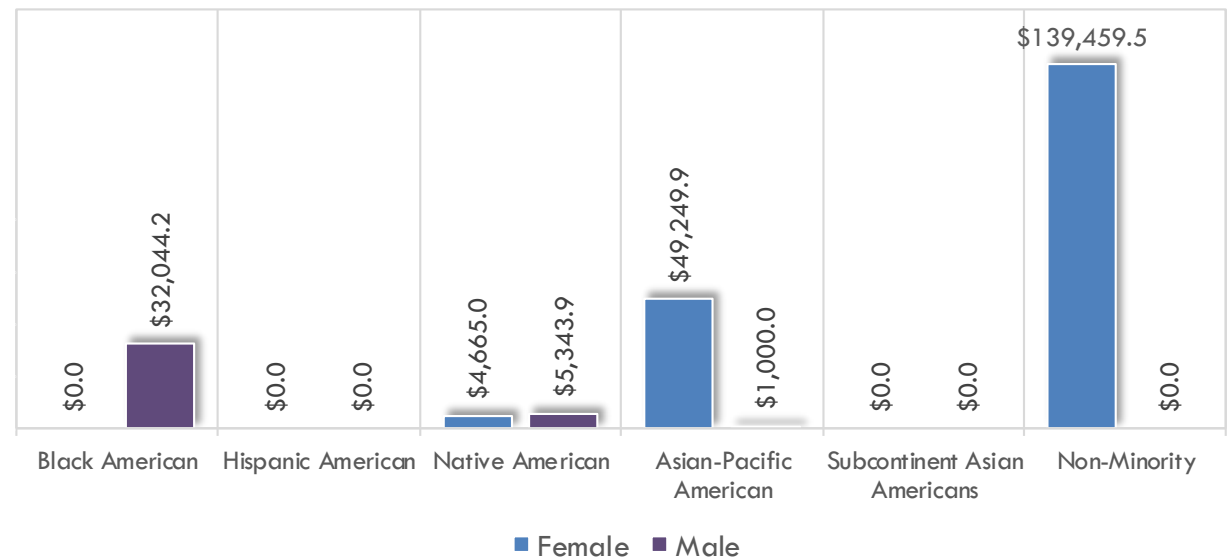
Gender	Work Value
Male	\$44,232.99
Female	\$193,374.40

MCUB Firms by Gender	# MCUB Firms
Male	15
Female	33

June '20 MCUB Commitment Amount by Ethnicity

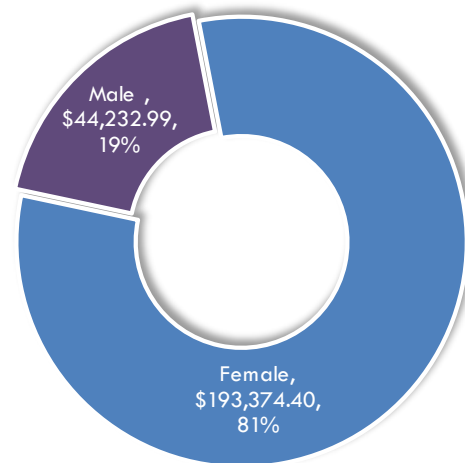


June '20 MCUB Commitment by Gender & Ethnicity



MCUB Firms Ethnicity	Female	Male
Black American	\$0.00	\$32,044.20
Hispanic American	\$0.00	\$0.00
Native American	\$4,665.00	\$5,343.94
Asian-Pacific American	\$49,249.87	\$1,000.00
Subcontinent Asian Americans	\$0.00	\$0.00
Non-Minority	\$139,459.53	\$0.00

June '20 MCUB Commitment \$ by Gender



June '20 MCUB Commitment \$ by Ethnicity

