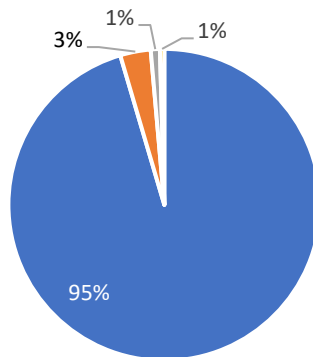


Metropolitan Council

Procurement Summary Information - Second Quarter, 2022

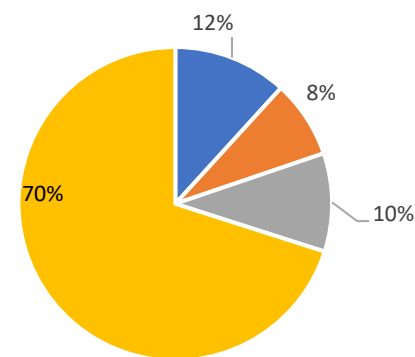
Dollar Amount Range	Number of Procurements		Percent Value \$	Total Value \$	
	Second Quarter	YTD	Second Quarter	Second Quarter	YTD
\$0 - \$10,000	9079	17,763	11.8%	\$9,581,692	\$18,971,312
\$10,001 - \$50,000	301	694	8.0%	\$6,523,800	\$16,134,860
\$50,001 - \$175,000	90	168	10.2%	\$8,265,098	\$15,559,165
\$175,001 - \$250,000	13	20	3.4%	\$2,763,558	\$4,291,722
\$250,001 - \$500,000	16	42	6.7%	\$5,504,771	\$16,515,181
Greater Than \$500,000	14	26	59.9%	\$48,782,968	\$137,464,175
Grand Total	9,513	18,713	100%	\$81,421,887	\$208,936,415

Procurements by # of Transactions Q2-2022



■ \$0-10,000 ■ \$10,000-50,000 ■ \$50,000-175,000 ■ \$175,000 +

Procurements by Contract \$ Value Q2-2022



■ \$0-10,000 ■ \$10,000-50,000 ■ \$50,000-175,000 ■ \$175,000 +

Details of Procurement Valued Between \$175,001 and \$250,000

Award Based on Requests for Proposals

#	Contractor	Amount	Division	Description	Solicitation Method	Contractor Location	Contract Number	DBE/MCUB Goal	DBE/MCUB Commitment
1	Zan Associates	\$249,995	MTS	Transportation Needs Assessment	Proposals	Minneapolis	22P082	14%	50%



Details of Procurement Valued Between \$175,001 and \$250,000

Award Based on Invitation for Bids

#	Contractor	Amount	Division	Description	Solicitation Method	Contractor Location	Contract Number	DBE/MCUB Goal	DBE/MCUB Commitment
1	Vehicle Maintenance Program	\$195,302	MT	2022 Air Dryer	Bids	Boca Raton, FL	22P066	None	None
2	Lovdal Electronics	\$247,222	MT	LRT PTZ replacement	Bids	Lindstrom	21P300	None	None
3	Global Specialty Contractors	\$248,317	MT	Lake St Drainage Repairs	Bids	Eagan	22P041	15%	28.59%

Details of Procurement Valued Between \$175,001 and \$250,000

Award Based on Other Processes

#	Contractor	Amount	Div	Description	Solicitation Method	Contractor Location	Contract/PO Number	MCUB/DBE Goal	MCUB/DBE Commitment
1	IT Audit Labs	\$179,205	RA	Security Engineer Services	ED	Shakopee	PO# 22005093	None	None
2	Serpentix Conveyor Corp	\$181,006	ES	New Serpentix Conveyor System	ED	Westminster, CO	PO# 22004655	None	None
3	HP Inc	\$195,000	RA	ES Refresh All locations	State Contract	Palo Alto, CA	22P140	None	None
4	New Flyer of America	\$199,605	MT	Purchase of Wrist Joints for 70 Articulating Buses	Sole Source	San Francisco, CA	22P143	None	None
5	US Air Filtration	\$200,000	ES	2022-2024 Dust Collector Bags and Cages Supply - SMB Baghouses	Sole Source	Temecula, CA	22P164	None	None
6	Alfa Laval Inc	\$200,000	ES	Alfa Laval Rotating Assembly	Sole Source	Richmond, VA	22P174	None	None
7	Vessco Inc	\$200,000	ES	WEMCO Pump - VESSCO Inc	Sole Source	Eden Prairie	22P198	None	None
8	Walker Process Equipment	\$230,000	ES	Walker Process Equipment	Sole Source	Chicago, IL	22P223	None	None
9	Paragon Development Systems	\$237,906	RA	Server Refresh	State Contract	Brookfield, WI	22P115	None	None

Details of Procurement Valued Between \$250,000- \$500,000

Award Based on Formal Invitation for Bid

#	Contractor	Amount	Division	Description	Solicitation Method	Contractor Location	Contract Number	DBE/MCUB Goal	DBE/MCUB Commitment
1	LHC Technology Corporation	\$275,896	MT	2022 Smartcard Procurement	Bids	Richmond, BC	21P263A	None	None
2	Allied Blacktop	\$351,233	MT	Pavement Rehab	Bids	Maple Grove	21P141A	18%	18.97%
3	PEC Solutions LLC	\$437,150	MT	Franklin O&M East Primary Switchgear	Bids	Minneapolis	22P021	9%	11%

Details of Procurement Valued Between \$250,001 and \$500,000

Award Based on Request for Proposals

#	Contractor	Amount	Division	Description	Solicitation Method	Contractor Location	Contract Number	DBE/MCUB Goal	DBE/MCUB Commitment
1	Barr Engineering	\$266,666	ES	Master Contract for Water Supply Technical Analyses and Outreach-Engineering	Proposals	Minneapolis	21P230A	8%	8%
2	HDR Engineering Inc	\$266,666	ES	Master Contract for Water Supply Technical Analyses and Outreach-Engineering	Proposals	Omaha, NE	22P230B	8%	8%
3	Kimley-Horn Associates Inc	\$266,666	ES	Master Contract for Water Supply Technical Analyses and Outreach-Engineering	Proposals	St. Paul	22P230C	8%	8.6%
4	SRF Consulting Group	\$337,793	MTS	Principal Arterial Intersection Conversion Study	Proposals	Minneapolis	21P225	15%	19%
5	VTI Security	\$495,000	MT	Lenel Card Access Service	Proposals	Burnsville	21P227	3%	3%

Metropolitan Council

Details of Procurement Valued Between \$250,001 and \$500,000

Award Based on Other Processes

#	Contractor	Amount	Division	Description	Solicitation Method	Contractor Location	Contract Number	DBE/MCUB Goal	DBE/MCUB Commitment
1	IT Audit Labs	\$252,000	RA	Security Engineering Resources	Emergency Declaration	Shakopee	PO# 22004166	None	100%
2	IT Audit Labs	\$270,000	RA	Security Analyst and Project Manager	Emergency Declaration	Shakopee	PO# 22004167	None	100%
3	Enterprise Holdings Inc	\$277,295	MT	Jeep Cherokee Vehicle Rentals	State Contract	Eagan	22P195	None	None
4	SHI International Corp	\$284,246	RA	Sierra Wireless Hardware Maintenance A Renewal	State Contract	Piscataway, NJ	22P191	None	None
5	Carahsoft Technology Group	\$381,089	RA	Software upgrade for service desk	State Contract	Reston, VA	22P189	None	None
Metrogolfian Council 7	Red Kite Project	\$418,250	MT	Red Kite Project	Sole Source	Philadelphia, PA	22P137	None	None
	North Shore Track Services Inc	\$438,170	MT	Emergency Bass Lake Spur West Tie Replacement	Emergency Declaration	Duluth	22P141	None	None
	Arinc Inc	\$486,651	MT	Blue Line Enhancements Phase IIA SCADA	Sole Source	Annapolis, MD	21P291	None	None

Details of Procurement Valued Over \$500,000

Award Based on All Processes

#	Contractor	Amount	Division	Description	Solicitation Method	Contractor Location	Contract Number	MCUB/DBE Goal	MCUB/DBE Commitment
1	VFA Inc	\$536,763	MT	Asset Condition Assessment	State Contract	Greenville, SC	22P111	None	None
2	Flexible Pipe Tool Company	\$536,884	ES	2022 Combination Jet/Vac Sewer Cleaning Truck	Sole Source	Cold Spring	22P216	None	100%
4	Pioneer Power Inc	\$794,997	ES	Asset Condition Assessment	Bids	Woodbury	22P017	10%	13.39%
5	API Inc DBA Scaffold Service	\$865,524	ES	System Scaffolding Services for all MCES locations	Bids	Minneapolis	21P253	None	None
	Premier Electrical Corp	\$1,114,900	MT	Asset Condition Assessment	Bids	Brooklyn Park	22P000	14%	17.06%
	Morcon Construction Inc	\$1,208,750	MT	Overhead Door Replacement	Bids	Fridley	22P117	15%	22.40%

Details of Procurement Valued Over \$500,000

Award Based on All Processes

#	Contractor	Amount	Division	Description	Solicitation Method	Contractor Location	Contract Number	MCUB/DBE Goal	MCUB/DBE Commitment
8	Kimley-Horn Associates Inc	\$1,342,000	MT	Downtown & Green Line Switch Heater Replacement	Bids	St. Paul	21P284	12%	16.5%
9	Minger Construction Inc	\$1,727,249	ES	Long Lake Interceptor Rehabilitation Project	Bids	Jordan	21P008	9%	9.88%
10	Knorr Brake Company	\$1,856,490	MT	LRT-LRV-Type 2 MT & CT Suspension Rebuild Kits	Sole Source	Westminster, MD	21P212	None	None
11	Waste Management	\$2,381,085	ES	Municipal Solid Waste and Industrial Waste for MCES Facilities	Proposals	Bedford Park, IL	20P289A	None	None
12	Securitas Security Services USA Inc	\$4,470,000	ES	Security Officer Services	Proposals	Westlake Village, CA	21P214	8%	8.3%
13	Hawkins	\$5,400,000	ES	Bulk Chemicals	Bids	Minneapolis	21P122	None	None
14	Railcar Co Corp	\$7,704,246	MT	LRT-LRV-Type 1 Rust Mitigation	Proposals	Sarasota, FL	20P035	None	None
15	Shaw-Lundquist Assoc Inc	\$18,844,080	ES	Regional Maintenance Facility Expansion	Bids	Minneapolis	21P010	15%	21.26%

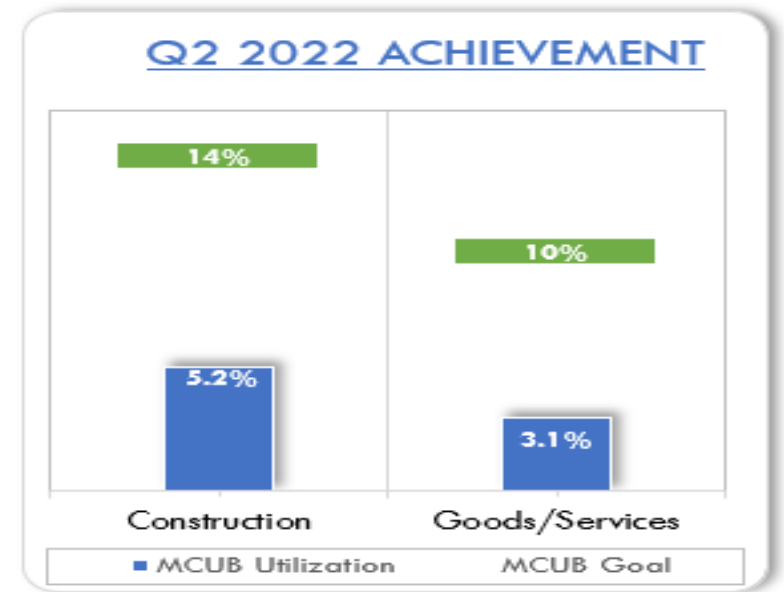
Metropolitan Council

Metropolitan Council

Q2 2022 – MCUB Utilization Summary

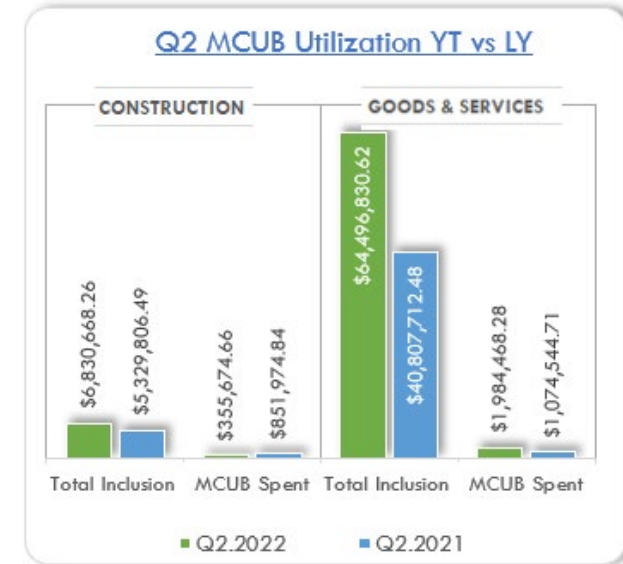
Total Spend and MCUB Utilization

A. Total Spend (PO & Pcard)- All divisions:	\$190,378,497.55	
B. Total Exclusions	\$119,050,998.67	63%
C. Total Inclusions	\$71,327,498.88	37%
<i>MCUB Total Construction Spend</i>	\$355,674.7	0.50%
<i>MCUB Total Goods/Services Spend</i>	\$1,984,468.28	2.78%
D. Total MCUB commitment	\$2,340,142.94	3.3%
<i>MCUB Total Construction Spend</i>	\$355,674.7	15.20%
<i>MCUB Total Goods/Services Spend</i>	\$1,984,468.28	84.80%



Comparison Q2 YT and Q2 LY

	Q2 YT	Q2 LY	
A. Total Spend (PO & PCard)- All divisions:	\$190,378,497.55	\$202,152,189.11	6% decrease
B. Total Exclusions	\$119,050,998.67	\$156,014,670.14	24% decrease
C. Total Inclusions	\$71,327,498.88	\$46,137,518.97	55% increase
D. Total MCUB commitment	\$2,340,142.94	\$1,926,519.55	21% increase



MCUB Utilization YT vs LY

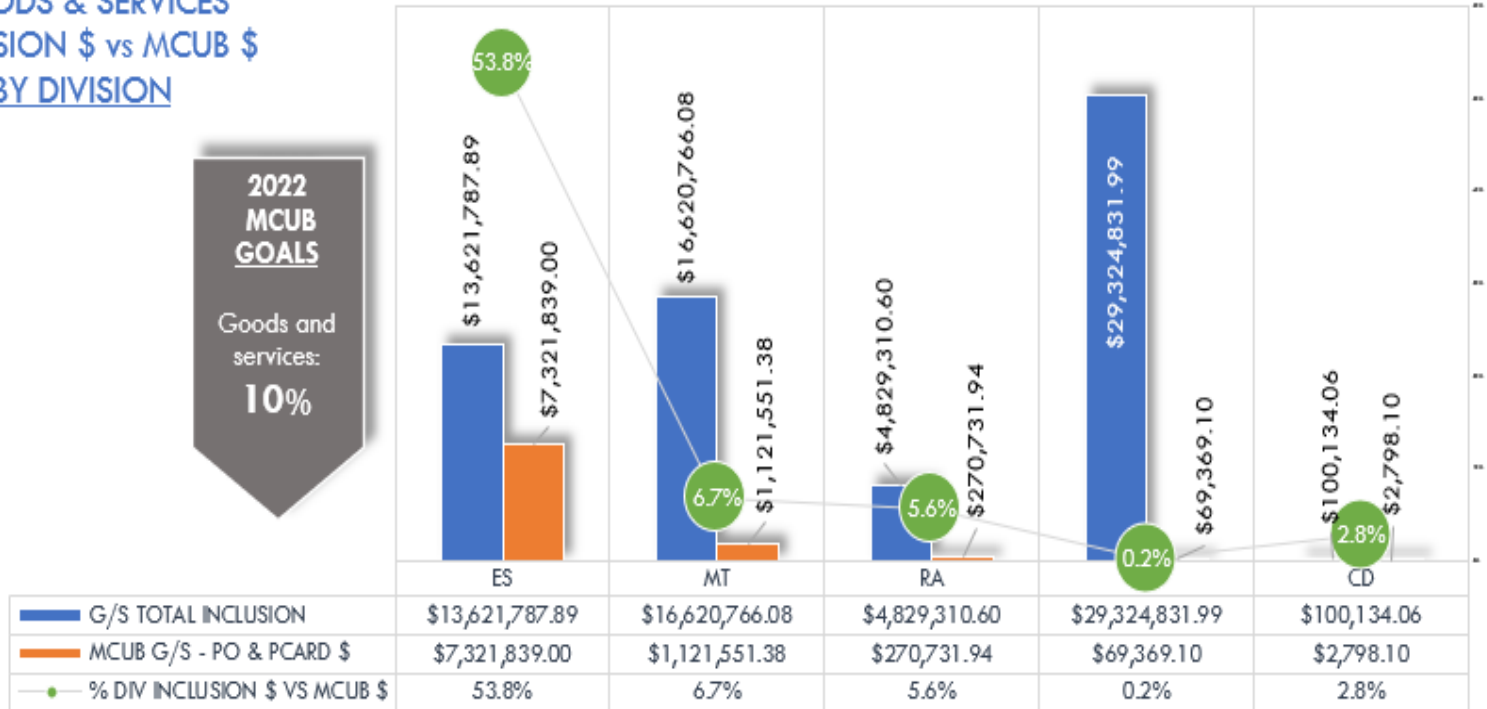
	CONSTRUCTION		GOODS & SERVICES	
	Total Inclusion	MCUB Spent	Total Inclusion	MCUB Spent
Q2.2022	\$6,830,668.26	\$355,674.66	\$64,496,830.62	\$1,984,468.28
Q2.2021	\$5,329,806.49	\$851,974.84	\$40,807,712.48	\$1,074,544.71
Spending change	\$1,500,861.77	(\$496,300.18)	\$23,689,118.14	\$909,923.57
Rate of Change %	28.16%	-58.25%	58.05%	84.68%

Spend by Division

GOODS & SERVICES INCLUSION \$ vs MCUB \$ BY DIVISION

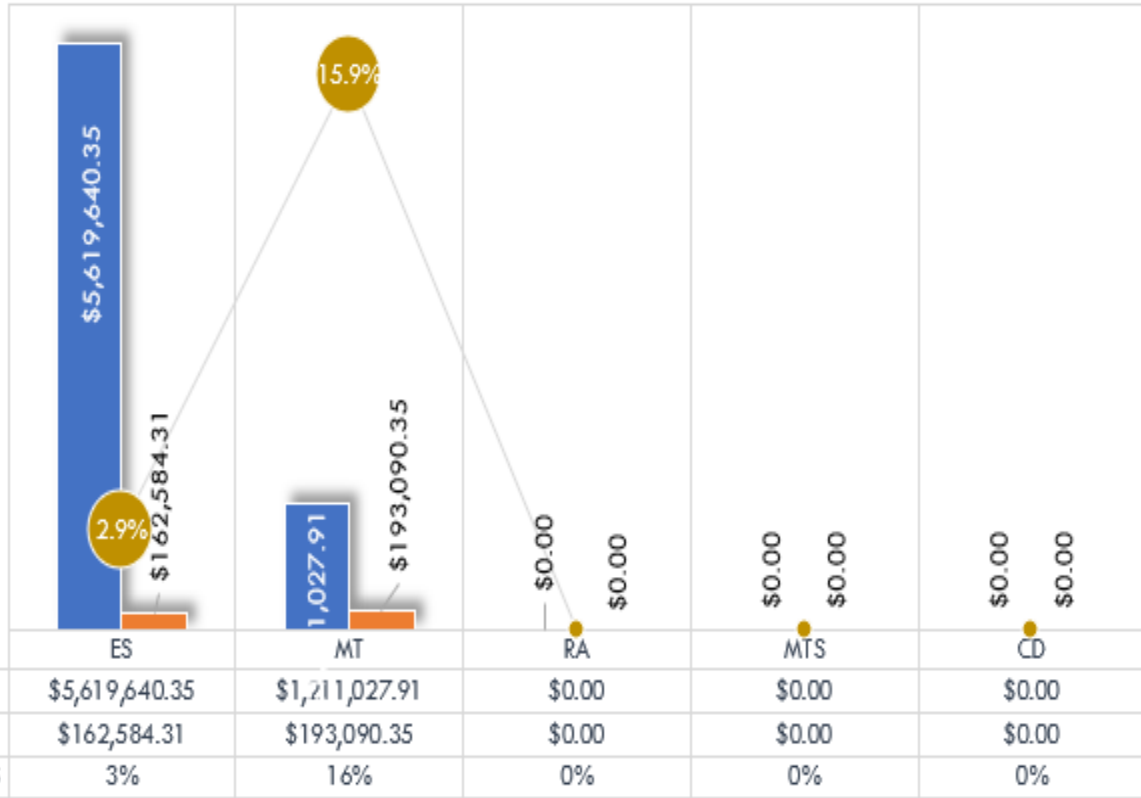
**2022
MCUB
GOALS**

Goods and
services:
10%

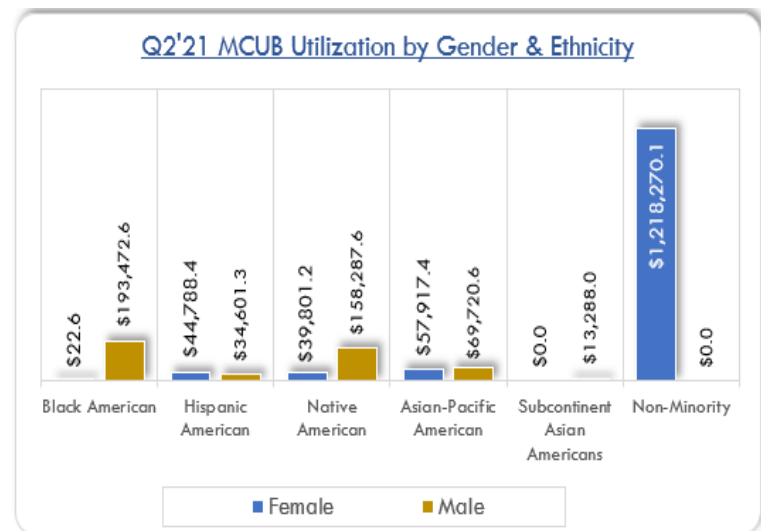
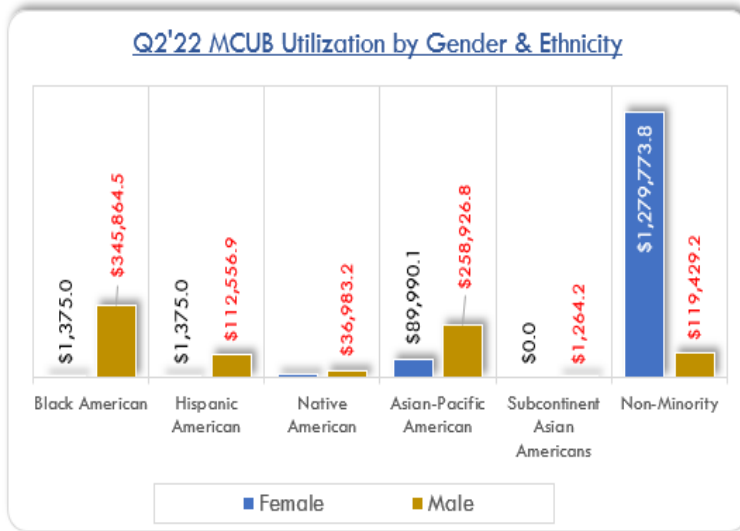


**CONSTRUCTION
INCLUSION \$ vs MCUB \$
BY DIVISION**

**2022 MCUB
GOALS**
Construction
14%



Utilization by Gender and Ethnicity / with Q2 2021 comparison



Q2 Highlights

2022 Q2 MCUB Direct Spend increased from Q2 2021

Q2 2022 MCUB Direct 15% vs 13% in Q2 of 2021

Successful Sole Source with MCUB Firm

Flexible Pipe Tool Company-\$536,884.00

IS Emergency Declaration MCUB Success

International Projects Consultancy Services-\$382,400.00

IT Audit Labs-\$43,150.00

5 Successful MCUB Select Solicitations

JPMI Construction Co-\$40,410.00

JPMI Construction Co-\$45,000.00

Modern Electrical Solutions Inc-\$31,999.00

Action Construction Services-\$34,812.70

Tek Steel Fabricators Inc-\$56,000.00

MCUB Partnership with New Flyer Moving Forward

Selected MCUB firm is B & L Supply (Black Male Owned Business)

