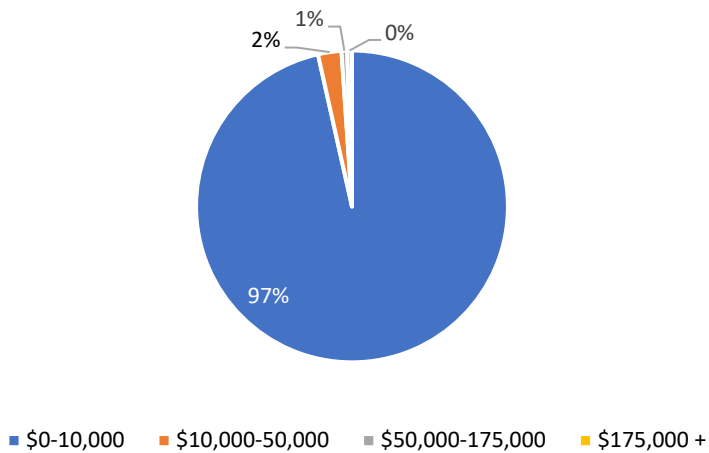


Metropolitan Council

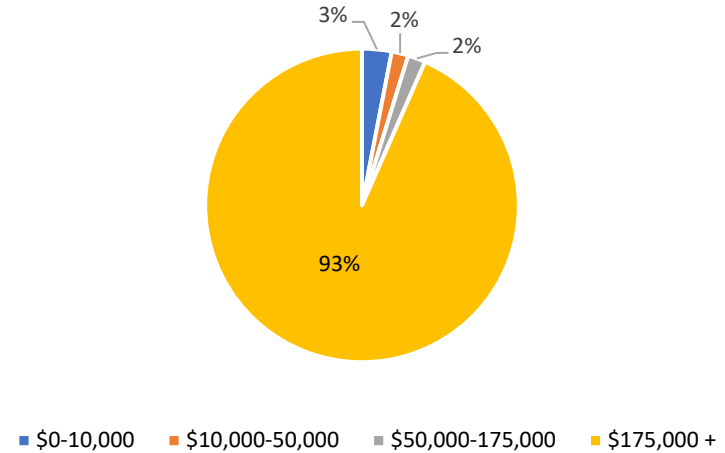
Procurement Summary Information – Second Quarter, 2023

Dollar Amount Range	Number of Procurements		Percent Value \$	Total Value \$	
	Second Quarter	YTD	Second Quarter	Second Quarter	YTD
\$0 - \$10,000	7,898	15,413	3.1%	\$7,538,968	\$15,330,760
\$10,001 - \$50,000	199	400	1.7%	\$4,257,425	\$8,475,449
\$50,001 - \$175,000	48	89	1.8%	\$4,502,477	\$8,605,554
\$175,001 - \$250,000	9	23	.8%	\$1,987,675	\$5,133,636
\$250,001 - \$500,000	17	30	2.4%	\$5,877,915	\$11,161,586
Greater Than \$500,000	13	30	90.2%	\$222,910,140	\$262,809,788
Grand Total	8,184	15,985	100%	\$247,074,600	\$311,516,773

Procurements by # of Transactions Q2-2023



Procurements by Contract \$ Value Q2-2023



Details of Procurement Valued Between \$175,001 and \$250,000

Award Based on Invitation for Bids

#	Contractor	Amount	Division	Description	Solicitation Method	Contractor Location	Contract Number	DBE/MCUB Goal	DBE/MCUB Commitment
1	LOVDAL ELECTRONICS	\$187,700	MT	Camera Refresh	Bids	Lindstrom, MN	23P024	None	100%
2	GILLIG CORP	\$199,544	MT	2023 Air Dryer Campaign	Bids	San Francisco, CA	23P021	TVM	TVM
3	UNIVERSAL PAINTING AND DRYWALL INC	\$218,900	MT	OHB Interior Painting	Bids	Fridley, MN	23P013	12%	100%
4	SCHUNK CARBON TECHNOLOGY	\$242,967	MT	LRT-LRV-Type 1 Pantograph Overhaul	Bids	Menomonee Falls, WI	22P381	None	None

Details of Procurement Valued Between \$175,001 and \$250,000

Award Based on Other Processes

#	Contractor	Amount	Division	Description	Solicitation Method	Contractor Location	Contract/PO Number	MCUB/DBE Goal	MCUB/DBE Commitment
1	REGENTS OF THE UNIV OF MN	\$197,092	ES	Well Plates	Emergency Declaration	Minneapolis, MN	23003241	None	None
2	ENTERPRISE HOLDINGS INC	\$229,152	MT	Green Line LRT Extension Vehicle Rental	State Contract	Eagan, MN	23P085	None	None
3	PER MAR SECURITY SERVICES	\$232,320	ES	Metro Plant Flood Control - Security Officer Temporary Services	Emergency Declaration	Davenport, IA	23P082	None	None
4	MOODY'S INVESTORS SERVICE	\$240,000	RA	Investors Service	Sole Source	Atlanta, GA	23P124	None	None
5	STANDARD & POOR'S	\$240,000	RA	SP Global Ratings Professional Services	Sole Source	Chicago, IL	23P117	None	None

Details of Procurement Valued Between \$250,001- \$500,000

Award Based on Request for Proposals

#	Contractor	Amount	Division	Description	Solicitation Method	Contractor Location	Contract Number	DBE/MCUB Goal	DBE/MCUB Commitment
1	HDR ENGINEERING INC	\$300,000	ES	Water Resources Master Contract	Proposals	Chicago, IL	21P339B	9%	12%
2	STANTEC CONSULTING SERVICES	\$300,000	ES	Water Resources Master Contract	Proposals	Chicago, IL	21P339C	9%	9%
3	LIND JENSEN SULLIVAN & PETERSON P.A	\$375,000	RA	Master Contract - Work Comp Legal Services RFP	Proposals	St Louis Park, MN	22P382C	None	None
4	HANSON, ERIC DBA ERIC HANSON CONSULTING	\$400,000	RA	Building Controls Integration Specialist	Proposals	Wyoming, MN	22P354	None	None
5	MCCOLLUM CROWLEY PA	\$450,000	RA	Master Contract - Work Comp Legal Services RFP	Proposals	Bloomington, MN	22P382B	None	None

Details of Procurement Valued Between \$250,001 and \$500,000

Award Based on Formal Invitation for Bid

#	Contractor	Amount	Division	Description	Solicitation Method	Contractor Location	Contract Number	DBE/MCUB Goal	DBE/MCUB Commitment
1	GLOBAL SPECIALTY CONTRACTORS	\$265,517	MT	2023 Drainage Improvements Viking and R0686 Interchange	Bids	Eagan, MN	23P083	8%	8.36%
2	GLOBAL SPECIALTY CONTRACTORS	\$267,700	MT	K4 Bollard Installation	Bids	Eagan, MN	22P284	12%	13.1%
3	STONEPROS LLC DBA SNOW PROS	\$269,400	MT	Cleaning and Snow Removal for Shelters	Bids	Wayzata, MN	22P192	7%	7%
4	PCI ROADS	\$284,000	MT	Cedar ST and BR 9360 Washington Ave Improvements	Bids	St Michael, MN	23P049	11%	11.2%
5	DENNIS ENVIROMENTAL OPERATIONS	\$354,825	ES	Asbestos and Special Hazard Abatement	Bids	St Paul, MN	22P392	10%	100%
6	PARAGON RESTORATION II, INC	\$356,925	MT	2023 MSP Tunnel Grouting	Bids	Prior Lake, MN	23P044	None	100%

Details of Procurement Valued Between \$250,001 and \$500,000

Award Based on Other Processes

#	Contractor	Amount	Division	Description	Solicitation Method	Contractor Location	Contract Number	DBE/MCUB Goal	DBE/MCUB Commitment
1	VASKE COMPUTER DBA COLLIER IT	\$268,062	RA	Peoplesoft Financials conversion from budget to FTE metric BPSI and MCUB	State Contract	St Paul, MN	23P093	None	100%
2	PARAGON DEVELOPMENT SYSTEMS INC	\$297,609	RA	ES and RA renewal for VMware software support	State Contract	Detroit, MI	23P098	None	None
3	ZAYO GROUP HOLDINGS LLC	\$329,477	RA	Interim Communications System Maintenance and Administration	State Contract	Chicago, IL	23P014	None	None
4	REMIX TECHNOLOGIES LLC	\$409,500	MT	Remix Transit Planning and Remix Streets 2-Year Renewa	Sole Source	Chicago, IL	23M006	None	None
5	VAN BERGEN & MARKSON INC	\$450,000	ES	OEM replacement parts and service for the maintenance of Moyno brand equipment	Sole Source	Maple Grove, MN	23P157	None	None
6	VASKE COMPUTER DBA COLLIER IT	499,900	RA	PeopleSoft modules required for BPSI	State Contract	St Paul, MN	23P111	None	100%

Details of Procurement Valued Over \$500,000

Award Based on All Processes

#	Contractor	Amount	Division	Description	Solicitation Method	Contractor Location	Contract Number	MCUB /DBE Goal	MCUB/DBE Commitment
1	FITCH JOHNSON LARSON & HELD PA	\$600,000	RA	Master Contract - Work Comp Legal Services RFP	Proposals	Roseville, MN	22P382A	None	None
2	ALBRECHT SIGN CO	\$734,530	MT	METRO Gold Line Station Pylon	Bids	Fridley, MN	19P385F	None	None
3	MINGER CONSTRUCTION INC	\$780,948	ES	Sink Hole Repair	Emergency Declaration	Jordan, MN	23003838	None	None
4	HDR ENGINEERING INC	\$3,216,641	MT	Engineering and Project Management Services for the Blue Line Light Rail Extension Project	Proposals	Chicago, IL	22P103C	18%	19.5%
5	ALLIED UNIVERSAL SECURITY SERVICES	\$6,000,000	MT	Metro Transit Security Services	Bids	Philadelphia, PA	22P123	12%	14.8%
6	NORTH CENTRAL BUS & EQUIPMENT	\$8,369,390	MT	2022 Metro Mobility/Maple Grove Small Bus Purchase - North Central Bus	State contract	St Cloud, MN	22P373	TVM	TVM

Details of Procurement Valued Over \$500,000

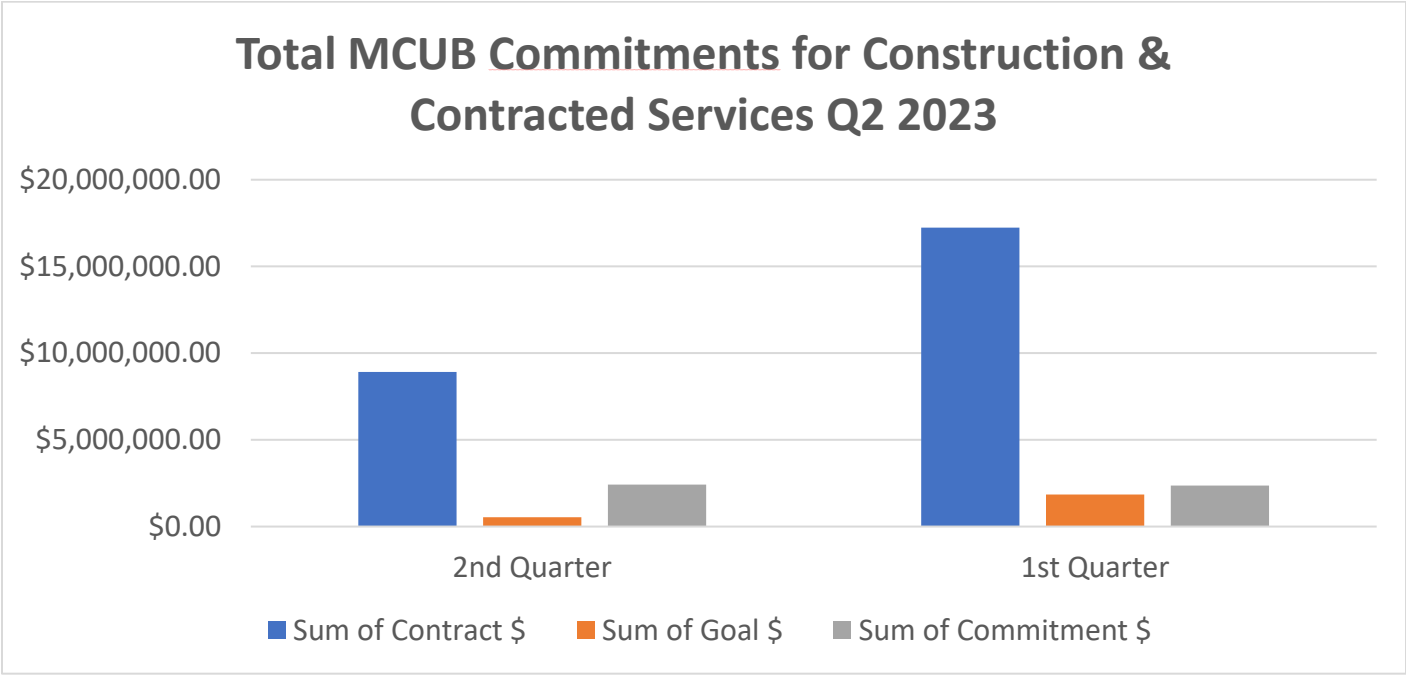
Award Based on All Processes

#	Contractor	Amount	Division	Description	Solicitation Method	Contractor Location	Contract Number	MCUB/DBE Goal	MCUB/DBE Commitment
8	NEW FLYER OF AMERICA	\$11,980,358	MT	2023 Bus Procurement – 12 Sixty-foot Standard Biodiesel Buses	Bids	St Cloud, MN	19P321D	TVM	TVM
9	HNTB CORPORATION	\$12,708,235	MT	Construction Cost Estimating Services	Proposals	Kansas City, MO	22P336	18%	22%
10	DONLAR CONSTRUCTION COMPANY	\$18,312,000	MT	Gold Line BRT - Woodlane Station Park and Ride	Bids	Shoreview, MN	22P425	16%	16.4%
11	THOMAS AND SONS CONSTRUCTION INC	\$18,681,580	MT	METRO B Line Construction (East)	Bids	Rogers, MN	22P365	15%	21.1%
12	NEW FLYER OF AMERICA	\$20,965,627	MT	2023 Bus Procurement – 21 Sixty-foot Standard Biodiesel Buses to be Received in 2024	Bids	St Cloud, MN	19P321C	TVM	TVM
13	WSP USA INC	\$24,185,383	MT	Engineering and Project Management Services for the Blue Line Light Rail Extension Project	Proposals	Minneapolis, MN	22P103B	19%	19.2%
14	KIMLEY-HORN ASSOCIATES INC	\$96,375,448	MT	Engineering and Project Management Services for the Blue Line Light Rail Extension Project	Proposals	St Paul, MN	22P103A	19%	19%

METROPOLITAN COUNCIL

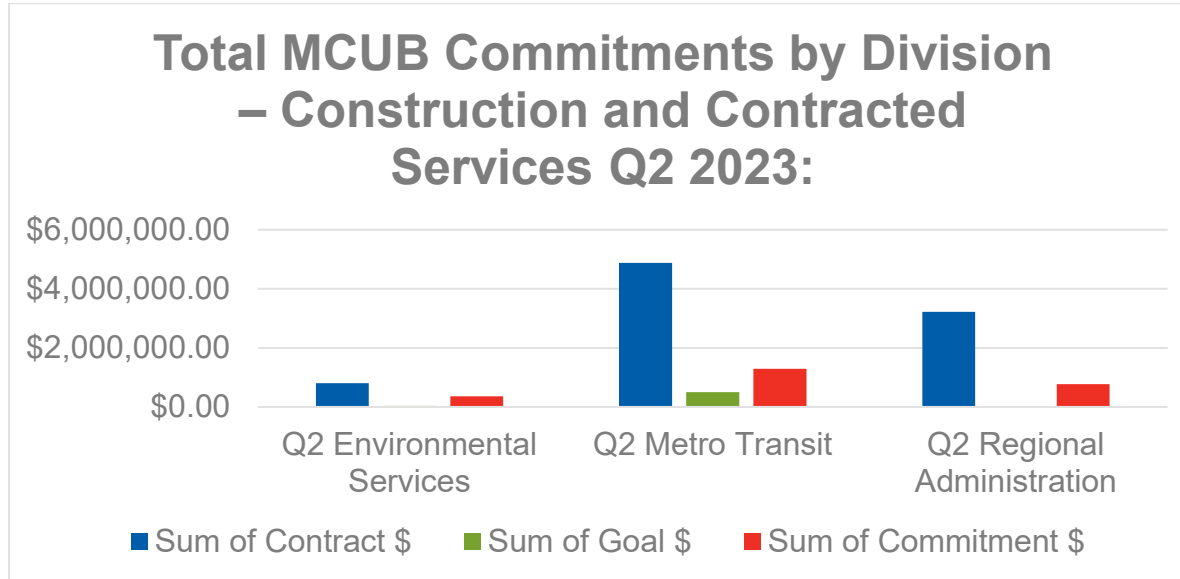
MCUB Utilization Summary /Q2 2023

2023 MCUB GOALS
 Construction
14%

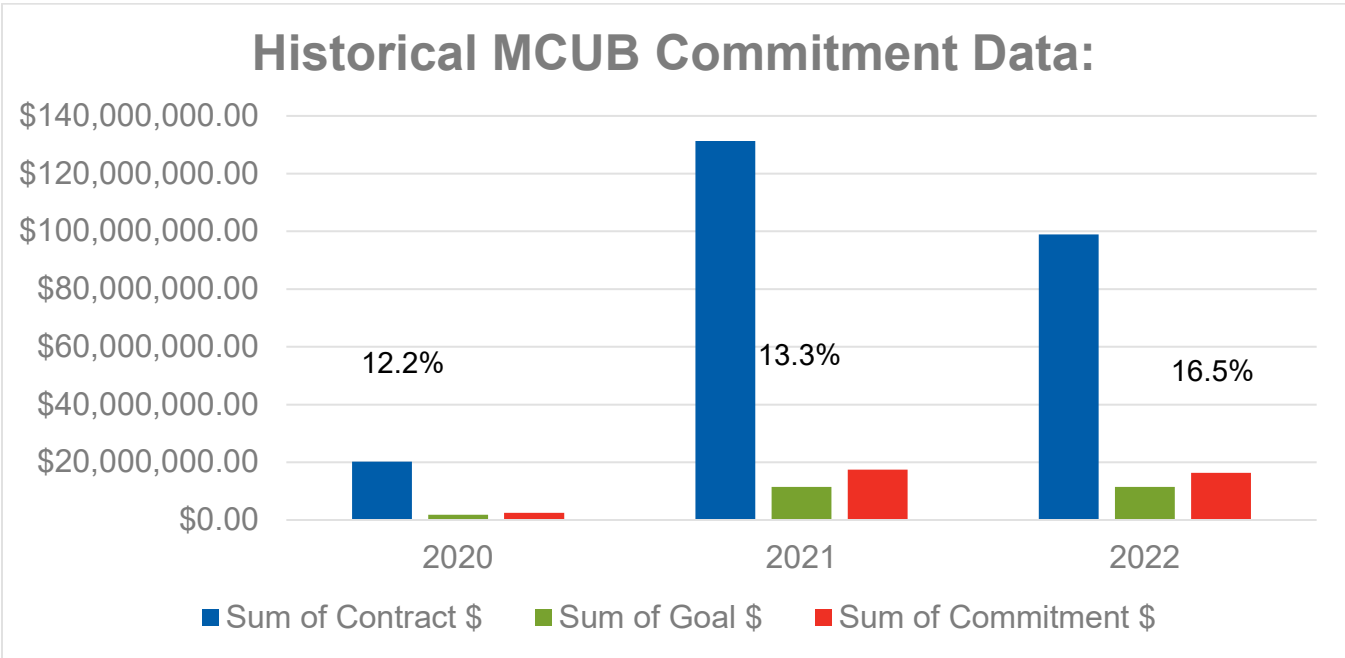


Sum of Contract \$	Sum of Goal \$	Sum of Commitment \$	MCUB %	2023
\$ 8,906,529.00	\$ 538,686.96	\$2,419,424.60	27.2%	Q2
\$17,240,324.47	\$1,850,096.01	\$2,359,178.20	13.7%	Q1

MCUB Firms Ethnicity	Women	Men
Black American	\$0.00	\$444,576.00
Hispanic American	\$0.00	\$0.00
Native American	\$0.00	\$0.00
Asian-Pacific American	\$0.00	\$0.00
Subcontinent Asian Americans	\$0.00	\$0.00
Non-Minority	\$1,983,848.60	\$0.00



Division	Sum of Contract \$	Sum of Goal \$	Commitment \$	MCUB %
MCES	\$804,825.00	\$35,482.50	\$354,825.00	44.1%
Metro Transit	\$4,881,656.00	\$503,204.46	\$1,296,637.60	26.6%
RA	\$3,220,048.00	\$0.00	\$767,962.00	23.80%
Total	\$8,906,529.00	\$538,686.96	\$2,419,424.60	27.2%



Total MCUB Payments Q2 2023 = \$5,133,027.64

MCUB Payments \$			
	Const. & Contr. Svcs.	P-Card	Total
Q2 2023	\$5,501,060.04	\$80,757.71	\$5,581,817.75
Q1 2023	\$5,054,283.88	\$78,743.76	\$5,133,027.64

Total MCUB Payments Q2 2023 vs. Q2 2022:

Q2 2023 - **\$5,581,817.75**

Q2 2022 - **\$2,340,142.94**

% Change: **+139%**

2023

MCUB
GOALS

P-Card
Expenditures:

10%

Total P-Card Expenditures By Division Q2:

Division	P-Card Total	P-Card Exclude	P-Card Include	P-Card MCUB	% MCUB
Metro Transit	\$964,380.15	\$38,293.24	\$926,086.91	\$52,797.41	5.7%
MCES	\$224,768.15	\$3,976.57	\$220,791.58	\$25,161.13	11.4%
RA	\$211,939.93	\$20,660.21	\$191,279.72	\$1,947.20	1.0%
MTS	\$13,709.06	\$8,893.38	\$4,815.68	\$698.97	14.5%
CD	\$44,648.50	\$31,627.79	\$13,020.71	\$153.00	1.2%
Total	\$1,459,445.79	\$103,451.19	\$1,355,994.60	\$80,757.71	6.0%

2023 Q1: **5.4%**

Q2 2023 MCUB Utilization Demographic Details (Payments & P-Card):

Demographics Breakdown	Work Value	% total
Black American	\$936,892.60	17%
Hispanic American	\$55,508.23	1%
Native American	\$108,766.48	2%
Asian-Pacific American	\$391,301.64	7%
Subcontinent Asian Americans	\$21,948.30	0%
MBE (CERT)	\$0.00	0%
VET	\$0.00	0%
White	\$4,060,556.39	73%
Unknown	\$6,844.11	0%
Total MCUB Subcontracting	\$5,581,817.75	

Q2 2023 MCUB Utilization Demographic Details (Payments & P-Card) Continued:

MCUB Firms Ethnicity	Women	Men
Black American	\$17,625.00	\$919,267.60
Hispanic American	\$13,257.95	\$42,250.28
Native American	\$100,704.00	\$8,062.48
Asian-Pacific American	\$234,712.09	\$156,589.55
Subcontinent Asian Americans	\$0.00	\$21,948.30
White	\$3,985,234.26	\$75,322.13
Number of Unique MCUB Firms	Women	Men
Black American	2	14
Hispanic American	1	6
Native American	1	2
Asian-Pacific American	4	5
Subcontinent Asian Americans	0	1
White	65	4

2023 Q2 MCUB Highlights:

MCUB Direct Spend Success (Micro purchases up to \$25K)

Q2 2022 MCUB Direct Spend was 15%

Q2 2023 MCUB Direct Spend was 19%

IS Emergency Declaration MCUB Spend

IT Audit Labs-\$67,500.00

MCUB Preference Success

Top All Roofing, Inc.-\$77,200.00 (Roof repair at Northstar)

MCUB Partnership with New Flyer

B & L started supplying New Flyer components in September 2022

Spend with B&L in Q3 2022 was \$26,476.98

Spend with B&L in Q4 2022 was \$115,398.82

Spend with B&L in Q1 2023 was \$175,036.03

Spend with B&L in Q2 2023 was \$388,252.35

OEEO and Procurement held first MCUB training as part of Procurement Training Series

*Next training in scheduled for 8/10

OEEO and Procurement had a table at the SADBOC Procurement Fair 136 New MCUB firms added to Directory in Q2