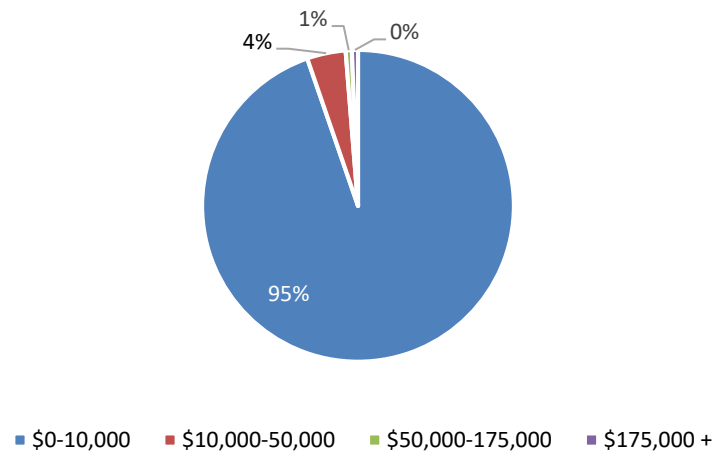


Metropolitan Council

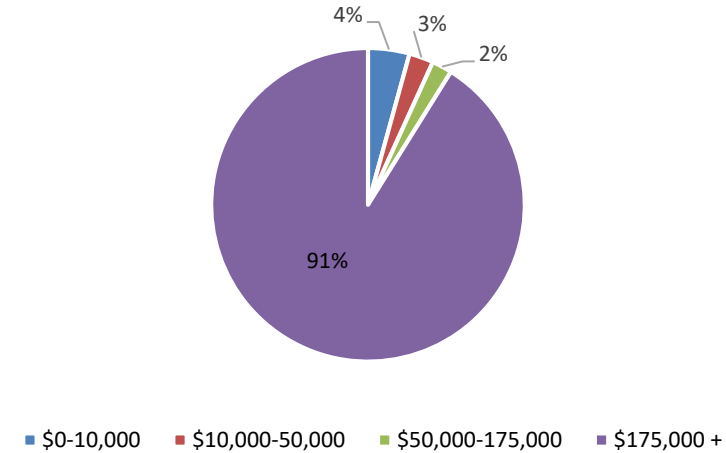
Procurement Summary Information - Third Quarter, 2020

Dollar Amount Range	Number of Procurements		Percent Value \$	Total Value \$	
	Third Quarter	YTD	Third Quarter	Third Quarter	YTD
\$0 - \$10,000	5,744	26,713	4.3%	7,632,541	\$25,630,560
\$10,001 - \$50,000	243	1,293	2.5%	4,487,517	\$22,488,550
\$50,001 - \$175,000	39	128	2.1%	3,721,708	\$11,063,852
\$175,001 - \$250,000	09	43	1.1%	1,898,770	\$5,610,766
\$250,001 - \$500,000	5	27	1.3%	1,842,588	\$13,847,463
Greater Than \$500,000	22	53	88.7%	158,257,474	\$534,144,268
Grand Total	6,062	28,257	100%	\$177,840,598	\$612,785,459

Procurements by # of Transactions Q3-2020



Procurements by Contract \$ Value Q3-2020



Details of Procurement Valued Between \$175,001 and \$250,000

Award Based on Formal Invitation for Bid

#	Contractor	Amount	Division	Description	Solicitation Method	Contractor Location	Contract Number	DBE/ MCUB Goal	DBE/ MCUB Commitment
1	WHOLESALE TRUCK TRAILER (PETERBILT)	\$203,865	MT	Annual Air Dryer Campaign	Bids	South St Paul	20P152	None	None
2	GLOBAL SPECIALTY CONTRACTORS	\$208,917	MT	Restraining Rail Project	Bids	Eagan	20P234	None	None
3	ALARM & COMMUNICATIONS SYSTEMS INC	\$216,864	MT	DVR Preventative Maintenance	Bids	Inver Grove Heights	19P353	None	None

Details of Procurement Valued Between \$175,001 and \$250,000

Award Based on Request for Proposal

#	Contractor	Amount	Division	Description	Solicitation Method	Contractor Location	Contract Number	DBE/ MCUB Goal	DBE/ MCUB Commitment
1	TOOLE DESIGN GROUP LLC	\$194,906	ES	Pedestrian Safety Action Plan	Proposals	Minneapolis	19P384	None	None
2	CONFINED SPACE RESCUE	\$234,500	MT	Confined Space Rescue	Proposals	Minneapolis	19P366A	None	None

Details of Procurement Valued Between \$175,001 and \$250,000

Award Based on Other Processes

#	Contractor	Amount	Div.	Description	Solicitation Method	Contractor Location	Contract/PO Number	MCUB/DBE Goal	MCUB/DBE Commitment
1	VASKE COMPUTER DBA COLLIER IT	\$177,727	RA	Software License & Maintenance	State Contract	St. Paul	20P207	None	None
2	HEALTHPARTNERS	\$204,491	RA	COVID19 Testing Services	Sole Source	Bloomington	20P155	None	None
3	GARTNER INC	\$207,500	RA	Software License & Maintenance	Sole Source	Rochester	20M028	None	None
4	LOCKRIDGE GRINDAL NAUEN	\$250,000	RA	Legal Services	Sole Source	Minneapolis	20P234	None	None

Details of Procurement Valued Between \$250,001 and \$500,000

Award Based on Invitation for Bid

#	Contractor	Amount	Division	Description	Solicitation Method	Contractor Location	Contract Number	DBE/ MCUB Goal	DBE/ MCUB Commitment
1	JPMI CONSTRUCTION CO	\$258,300	MT	Northstar Paver Replacement - Elk River Platform	Bids	St Paul	19P374	15%	20%
2	VEIT DISPOSAL SERVICES	\$380,160	ES	Scum Removal and Disposal Services	Bids	Rochester	20P161	None	None

Details of Procurement Valued Between \$250,001 and \$500,000
Award Based on Request for Proposal

#	Contractor	Amount	Division	Description	Solicitation Method	Contractor Location	Contract Number	DBE/ MCUB Goal	DBE/ MCUB Commitment
1	OBERON TECHNOLOGIES INC	\$350,020	ES	Arbortext Visual Content Development	Proposal	Ann Arbor, MI	19P341A	None	None
2	UBISENSE AMERICA LLC	\$417,458	ES	Industrial Testing Master Contract	Proposal	Denver, CO	20P214	None	None

Details of Procurement Valued Between \$250,001 and \$500,000

Award Based on Other Processes

#	Contractor	Amount	Div.	Description	Type	Contractor Location	Contract Number	DBE/ MCUB Goal	DBE/MCUB Commitment
1	SENQCIA MAXCO LTD	\$484,238.72	ES	Metro Primary Tank Collector Chain Replacement	Emergency Declaration	Kennesaw, GA	PO # 20007321 & 20008691	None	None

Details of Procurement Valued Over \$500,000

Award Based on All Processes

#	Contractor	Amount	Div.	Description	Solicitation Method	Contractor Location	Contract Number	MCUB/DBE Goal	MCUB/DBE Commitment
1	ZIEGLER INC	\$506,840	MT	Overhaul of 5 HEP Engine/Generator sets	Bids	Bloomington	19P216	None	None
2	PIONEER POWER INC	\$516,000	MT	Franklin OMF MAU and AC Unit Replacement	Bids	Woodbury	20P032	20%	20%
3	SHEEHY CONSTRUCTION CO	\$584,300	MT	St. Paul OMF Generator	Bids	St Paul	19P307	2%	2%
4	THOMAS AND SONS CONSTRUCTION INC	\$599,052	MT	Construct BRT station 8 th & Hennepin	Bids	Rogers	20P140	15%	16.4%
5	BENTECH INC	\$627,725	MT	Barrier Driver Assembly	Sole Source	Roanoke, VA	20P039	None	None
6	KIMLEY-HORN ASSOCIATES INC	\$700,000	MT	Master Contracts for Electric Bus Services	Proposals	St Paul	19P262A	None	None

Details of Procurement Valued Over \$500,000

Award Based on All Processes

#	Contractor	Amount	Div.	Description	Solicitation Method	Contractor Location	Contract Number	MCUB/DBE Goal	MCUB/DBE Commitment
7	TOLTZ KING DUVALL ANDERSON & A	\$700,000	MT	Master Contracts for Electric Bus Services	Proposals	St Paul	19P262B	None	None
8	SRF CONSULTING GROUP	\$700,000	MT	Master Contracts for Electric Bus Services	Proposals	St. Paul	19P262C	None	None
9	PCI ROADS	\$864,781	ES	Rehab at Hwy 88 Crossing	Bids	St. Michael	20P053	None	None
10	RICE LAKE CONSTRUCTION GROUP	\$895,900	ES	Lift Station Fuel Tank Replacement	Bids	Deerwood	20P038	3%	7.4%
11	TOTAL MECHANICAL SERVICES INC	\$979,200	ES	Odor Management Facility Improvements	Bids	St. Paul Park	20P172	None	None
12	EBERT INC	\$1,664,000	MT	Transit Center Renovation	Bids	Loretto	20p047	12%	12.2%
13	CUBIC TRANSPORTATION SYSTEMS INC	\$1,711,000	MT	Fare Collection Equipment	Sole source	San Diego, CA	20P162	None	None

Details of Procurement Valued Over \$500,000

Award Based on All Processes

#	Contractor	Amount	Div.	Description	Solicitation Method	Contractor Location	Contract Number	MCUB/DBE Goal	MCUB/DBE Commitment
14	MASTERSON PERSONNEL INC	\$2,000,000	RA	Temporary Staffing Services	Proposals	Shakopee	19P173A	None	None
15	AXON ENTERPRISE INC	\$2,277,638	MT	Police Body Cameras	Cooperative Purchasing Agreement	Scottsdale, AZ	19P297	None	None
16	ENGINEERING & CONSTRUCTION INNOVATIONS	\$2,451,990	ES	Lake Street Siphon Inspection	Bids	Oakdale	20P149	None	None
17	SCHIFF HARDIN LLP	\$2,500,000	MT	Legal Services	Proposals	Chicago, IL	20P007	None	None
18	MOTOR COACH INDUSTRIES INC	\$2,740,000	MT	Purchase of 4 Low Floor Coaches	Cooperative Purchasing Agreement	Schaumburg, IL	20P098	None	None
19	MINGER CONSTRUCTION INC	\$8,520,723	ES	Interceptors 1-SP-200/201 Rehabilitation	Bids	Jordan	20P051	11%	12.3%
20	C&S, DPC, Hydrite, PVS Hawkins	\$10,028,148	ES	Purchase of Bulk Chemicals	Bids	Rosemount, MN Detroit, MI Minneapolis, MN Marietta, GA	20P110	None	None

Details of Procurement Valued Over \$500,000

Award Based on All Processes

#	Contractor	Amount	Div.	Description	Solicitation Method	Contractor Location	Contract Number	MCUB/DBE Goal	MCUB/ DBE Commitment
21	MORCON CONSTRUCTION INC	\$15,911,493	MT	LRV Motor Tires and installation kits	Sole Source	Fridley	19P237	None	None
22	TRANSIT TEAM INC	\$100,778,468.5	MTS	Metro Mobility On Demand Services	Proposals	Minneapolis	19P212	None	None



Q3 '20 - Summary of MCUB Utilization

Q3 - ALL SPEND - MCUB ELIGIBLE:

CONSTRUCTION	GOODS & SERVICES	TOTAL SPEND
\$10,919,870.11	\$50,392,050.40	\$61,311,920.51

Q3 - MCUB ACTUAL SPEND:

\$4,155,902.51	6.78%
-----------------------	--------------

Construction Procurements

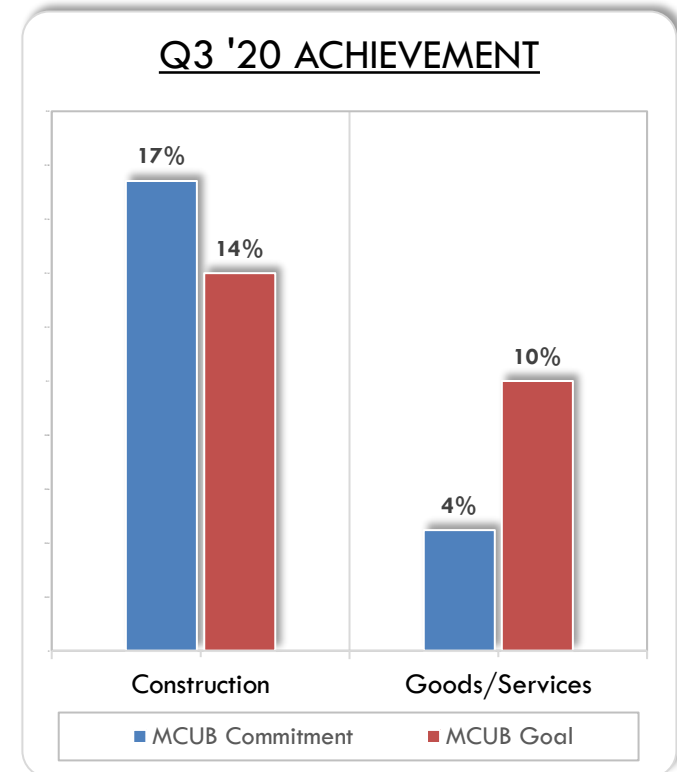
(# trans / \$ value):	18	\$1,902,253.12	3.10%
-----------------------	-----------	-----------------------	--------------

<i>Actual Spend on MCUB of MCUB Eligible:</i>	17%	
<i>Payment to MCUB Subcontractors:</i>	6	\$439,798
<i>Payment MCUB Primes:</i>	12	\$1,462,454.66

Goods & Services Procurements

(# trans / \$ value):	1,803	\$2,253,649.39	3.68%
-----------------------	--------------	-----------------------	--------------

<i>Actual Spend on MCUB of MCUB Eligible:</i>	4%	
<i>payment to MCUB Subcontractors:</i>	0	\$0.00
<i>P-Card Transactions</i>	90	\$28,436.98
<i>Payment MCUB Primes:</i>	1,713	\$2,225,212.41





Q2 - MCUB COMMITMENT:

\$4,772,868.4

Construction Procurements

(# trans / \$ value) : **5** **\$2,967,342.2**

Actual Spend on MCUB of MCUB Eligible :	91%	
Subcontracting:	0	\$0
Purchase Orders Transactions	5	\$2,967,342.19

Goods & Services Procurements

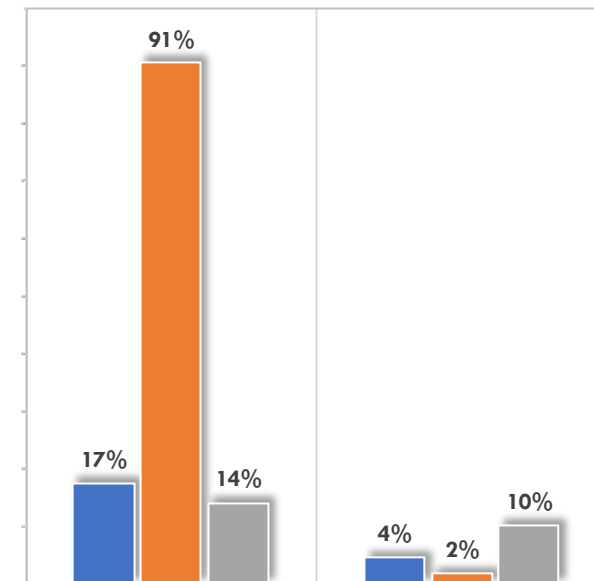
(# trans / \$ value) : **1,297** **\$1,029,567.2**

Actual Spend on MCUB of MCUB Eligible :	2%	
Subcontracting:	0	\$0
P-Card Transactions	96	\$48,852
Purchase Orders Transactions	1,297	\$980,715.57

Comparison - Q3 & Q2

Actual Spend on MCUB of MCUB Eligible :	Decreased	(\$616,965.89)
Construction	Decreased	(\$1,065,089.07)
Goods & Services	increased	\$1,224,082.15

Q3 & Q2 COMPARISON



■ MCUB Commitment Q3
 ■ MCUB Commitment Q2
 ■ MCUB Goal



MCUB Utilization YT

Construction (2020 MCUB Goal: 14%)	Total Inclusion \$	\$18,093,088.51
	Total MCUB Spend	\$5,069,980.86
	MCUB Spend %	28.02%
Goods & Services (2020 MCUB Goal: 10%)	Total Inclusion \$	\$153,913,727.80
	Total MCUB Spend	\$7,294,473.18
	MCUB Spend %	4.74%



Q3 '20 - MCUB Utilization by Division/Department

A. Total Spend (PO & P-card)- All divisions:	\$250,651,821.25	
B. Total Exclusions	\$189,339,900.74	76%
C. Total Inclusions	\$61,311,920.51	24%
<i>MCUB Total Construction Spend</i>	<i>\$1,902,253.1</i>	<i>3.10%</i>
<i>MCUB Total Goods/Services Spend</i>	<i>\$2,253,649.39</i>	<i>3.68%</i>
D. Total MCUB commitment	\$4,155,902.51	6.8%
<i>MCUB Total Construction Spend</i>	<i>\$1,902,253.1</i>	<i>45.77%</i>
<i>MCUB Total Goods/Services Spend</i>	<i>\$2,253,649.39</i>	<i>54.23%</i>

**ENVIRONMENTAL SERVICES -
Total MCUB Spend (PO + P-card)**

\$2,459,475.94 **59%**

<i>PO MCUB Construction total</i>			<i>PO MCUB Goods & Services total</i>		
<i>Trans #</i>	<i>Category</i>	<i>\$\$</i>	<i>Trans #</i>	<i>Category</i>	<i>\$\$</i>
3		\$1,117,434.71	1176		\$459,911.05
		45.43%			18.7%
<i>P-card MCUB total</i>			<i>Sub-contracting</i>		
<i>Trans #</i>	<i>Category</i>	<i>\$\$</i>	<i>Trans #</i>	<i>Category</i>	<i>\$\$</i>
13		\$2,533.26	6		\$439,798.46
		0.10%			17.9%
<i>All Division Construction</i>			<i>All Division Goods & Services</i>		
<i>Trans #</i>	<i>Category</i>	<i>\$\$</i>	<i>Trans #</i>	<i>Category</i>	<i>\$\$</i>
48		\$10,053,596.67	8444		\$13,581,014.61
		16.40%			22.15%

Technical Services Interceptor	MCES Materials Supplies Adjs	Technical Services Interceptor	Tech Services Eng. Plan	Empire Operations	MCES IS Projects	Maintenance Routine	Interceptor Maintenance	Empire Maintenance
\$1,117,434.71	\$176,536.75	\$55,168.91	\$40,000.00	\$22,806.00	\$20,526.16	\$18,307.50	\$17,509.63	\$15,286.49
Blue Lake Operations	Metro LBU Maintenance	Support Services Analytical Lab Svcs	MBU-Security	Interceptor Operations	Blue Lake Maintenance	Seneca Maintenance	Rogers Maintenance	East Bethel Operations
\$13,765.00	\$10,958.90	\$9,842.00	\$8,859.53	\$7,537.19	\$6,842.15	\$6,204.08	\$5,474.88	\$4,580.00
WWS Warehouse	Tech Services Construction	Eagles Point Maintenance	MBU-Plant Svcs	Metro SMBU Maintenance	St Croix Valley Maintenance	Hastings Maintenance	East Bethel Maintenance	No Data
\$4,214.10	\$3,400.00	\$3,028.82	\$2,393.40	\$2,264.62	\$1,753.14	\$1,034.25	\$436.70	\$406.11
Metro LBU Operations	EQA - Water Resources	Blue Lake NEFCO	Hastings Operations	St Croix Valley Operations				
\$348.12	\$187.24	\$136.50	\$54.38	\$48.50				

METRO TRANSIT - Total MCUB Spend

(PO + P-card)

\$851,375.16

20%

	Trans #	Category \$\$	
PO MCUB Construction total	7	\$178,935.25	21.02%
P-card MCUB total	59	\$11,993.25	1.41%
All Division Construction	11	\$416,895.63	0.68%

	Trans #	Category \$\$	
PO MCUB Goods & Services total	435	\$660,446.66	78%
Sub-contracting	0	\$0.00	0.00%
All Division Goods & Services	9993	\$12,825,845.60	20.9%

Engineering and Facilities Adm	Engineering and Facilities Adm	Overhaul-TXbase	IS-Management	Maint. of Support Facilities	Maint. of Public Facilities	Facility and Asset Security Sv	Police Admin and Investigation	Mpls O & M Stores-TXBase Only
\$178,935.25	\$171,171.78	\$136,473.51	\$96,150.00	\$91,360.95	\$67,485.53	\$39,646.03	\$14,924.11	\$8,921.67
Transit Info /Schedule Dist.	LRV Overhaul	Maintenance of Way - Northstar	Maint of Equip-NorthStar	Mktg Graphics Sales Comm Minn	MPLS RSF Stores, TxBase Only	Stores Admin - LRT	Electronics Shop-Stor, TXbase	Northstar Stores Txbase only
\$6,032.63	\$5,260.85	\$5,016.00	\$3,975.40	\$3,616.51	\$3,297.47	\$2,778.15	\$1,759.70	\$1,187.83
Metro Transit-Wide costs	Farebox Repair	Ruter-Bus Maintenance						
\$690.80	\$443.30	\$254.44						

REGIONAL ADMINISTRATION - Total MCUB Spend
(PO + P-card)

\$1,259,377.35 **30%**

	Trans #	Category	\$\$		Trans #	Category	\$\$		
PO MCUB Construction total	2		\$166,084.70	13.2%	PO MCUB Goods & Services total		81	\$1,079,584.54	85.7%
P-card MCUB total	15		\$13,708.11	1.09%	Subcontracting		0	\$0.00	0.00%
All Division Construction	5		\$449,377.81	0.73%	All Division Goods & Services		549	\$2,954,908.50	4.8%

IS-Management	Recruitment/Staffing	390 Rent and Operating Expense	HR-Benefits	Central Services-Admin	HR LOD	HR Labor Relations	Finance Admin	Comm/Administration
\$993,534.55	\$166,084.70	\$51,066.89	\$15,442.63	\$7,447.97	\$6,300.00	\$3,162.50	\$1,580.00	\$1,050.00

TRANSPORTATION SERVICES \$ (PO + P-card)

\$25,472.52 **0.6%**

	Trans #	Category	\$\$		Trans #	Category	\$\$		
PO MCUB Construction total	0		\$0.00	0.00%	PO MCUB Goods & Services total		21	\$25,270.16	99.21%
P-card MCUB total	3		\$202.36	0.79%	Subcontracting		0	\$0.00	0.00%
All Division Construction	0		\$0.00	0.00%	All Division Goods & Services		205	\$20,921,281.70	34.12%

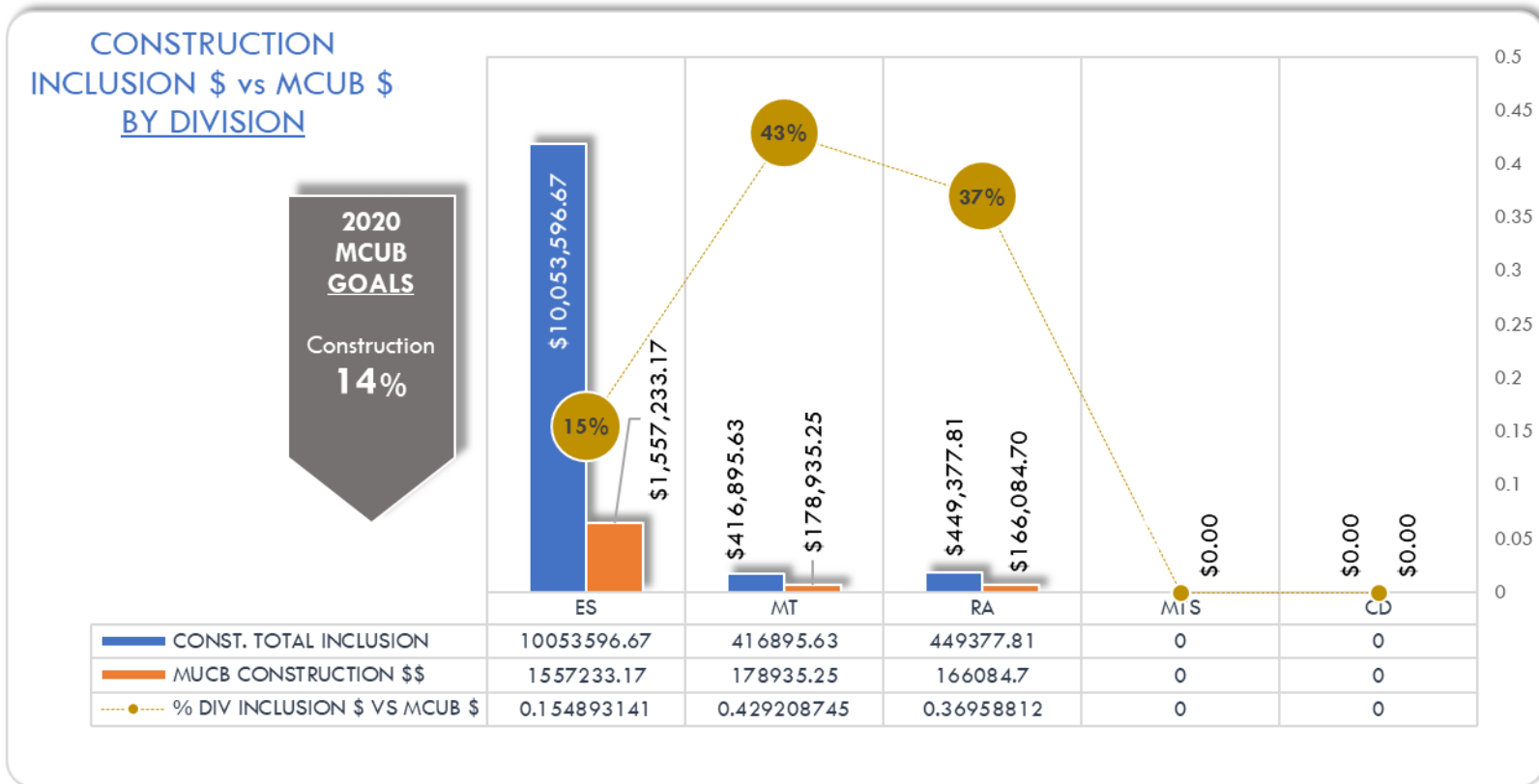
Metro MO Service Center
\$25,270.16

COMMUNITY DEVELOPMENT - Total
MCUB Spend (PO + P-card)

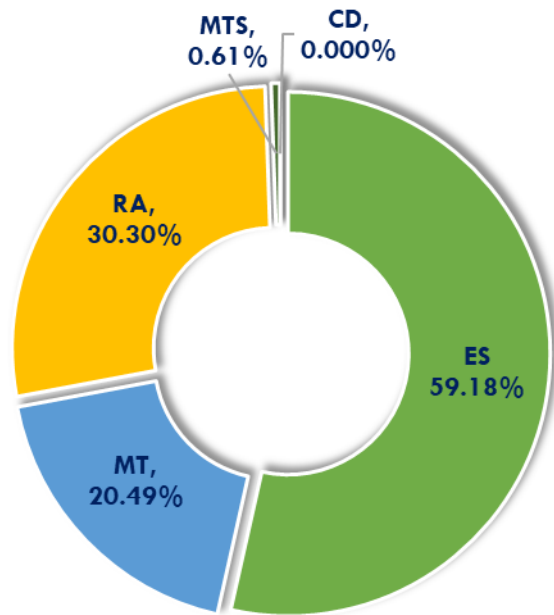
\$0.00 0.0%

	Trans #	Category \$\$	
PO MCUB Construction total	0	\$0.00	#DIV/0!
P-card MCUB total	0	\$0.00	#DIV/0!
All Division Construction	0	\$0.00	0.00%

	Trans #	Category \$\$	
PO MCUB Goods & Services total	0	\$0.00	#DIV/0!
Subcontracting	0	\$0.00	#DIV/0!
All Division Goods & Services	7	\$108,999.99	0.18%

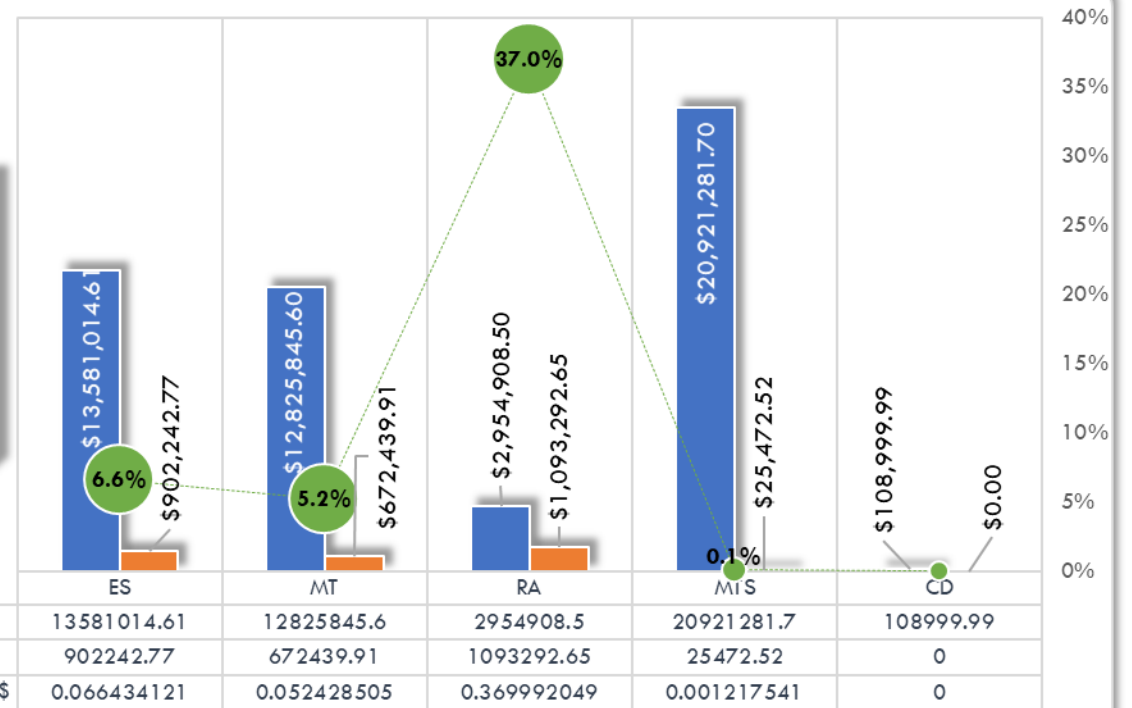


Q3 '20
DIVISION SHARE OF MCUB
COMMITMENT



GOODS & SERVICES
INCLUSION \$ vs MCUB \$
BY DIVISION

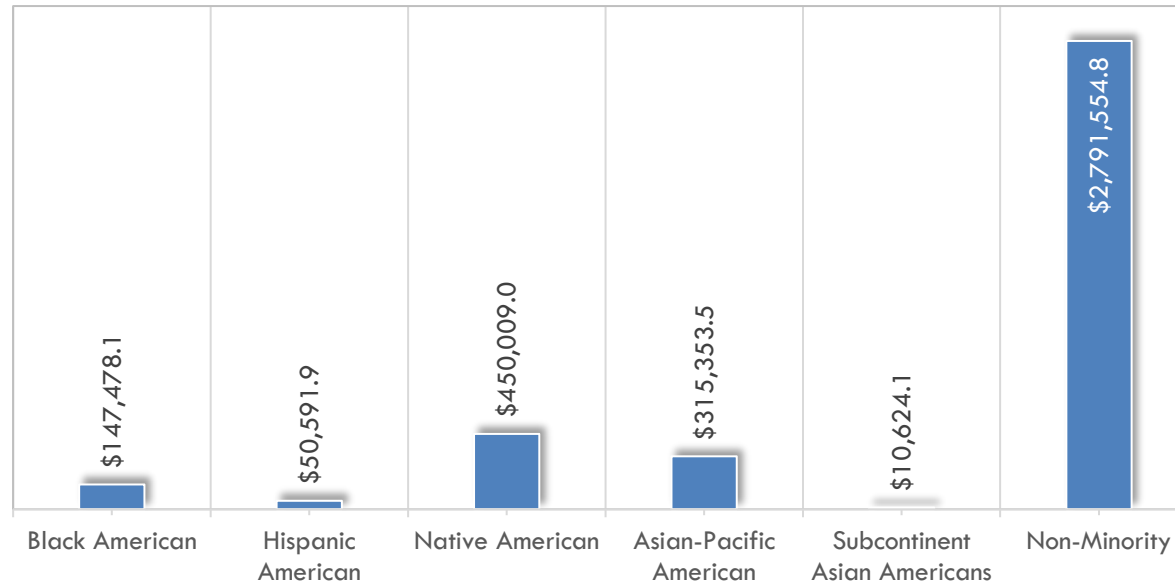
2020
MCUB
GOALS
Goods and
services:
10%



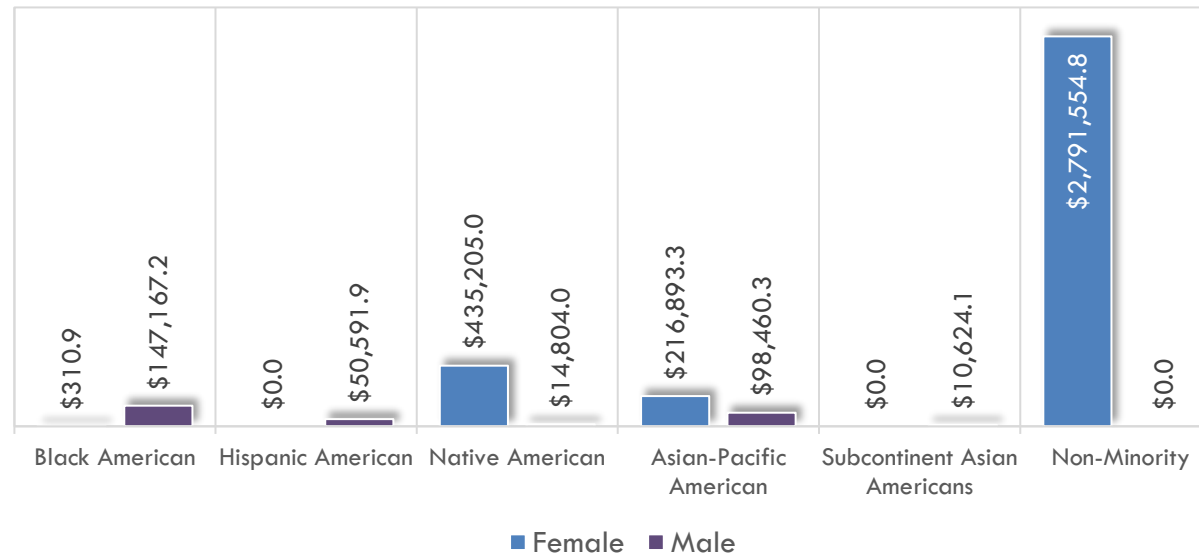


Q3 '20 MCUB Utilization Demographics Details

Q3 '20 MCUB Utilization by Ethnicity



Q3 '20 MCUB Utilization by Gender & Ethnicity



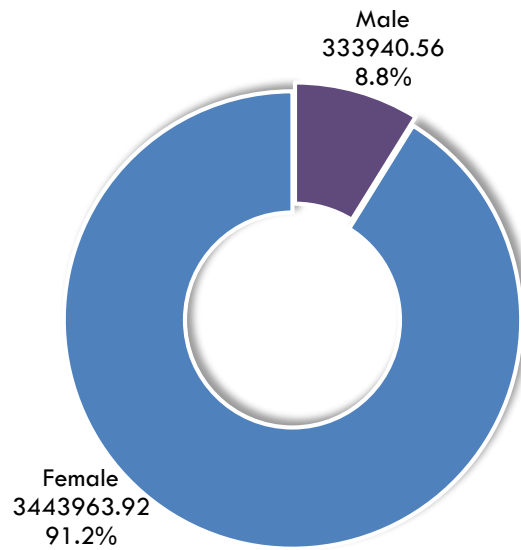
Demographics Breakdown	Work Value
Black American	\$147,478.11
Hispanic American	\$50,591.90
Native American	\$450,008.95
Asian-Pacific American	\$315,353.51
Subcontinent Asian Americans	\$10,624.14
MBE (CERT)	\$377,997.77
VET	\$12,293.12
Non-Minority	\$2,791,554.75
Unknown	\$0.00

Gender	Work Value
Male	\$333,940.56
Female	\$3,443,963.92

MCUB Firms by Gender	# MCUB Firms
Male	24
Female	78

MCUB Firms Ethnicity	Female	Male
Black American	\$310.91	\$147,167.20
Hispanic American	\$0.00	\$50,591.90
Native American	\$435,205.00	\$14,803.95
Asian-Pacific American	\$216,893.26	\$98,460.25
Subcontinent Asian Americans	\$0.00	\$10,624.14
Non-Minority	\$2,791,554.75	\$0.00

Q3 '20 Utilization by Gender



Q3 '20 MCUB Utilization by Ethnicity

