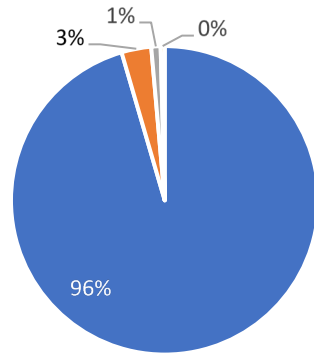


Metropolitan Council

Procurement Summary Information - Third Quarter, 2021

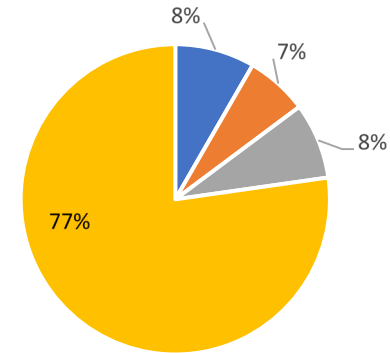
Dollar Amount Range	Number of Procurements		Percent Value \$	Total Value \$	
	Third Quarter	YTD	Third Quarter	Third Quarter	YTD
\$0 - \$10,000	8,494	25,933	8.3%	8,491,861	\$24,523,491
\$10,001 - \$50,000	278	896	6.5%	\$6,584,516	\$21,380,879
\$50,001 - \$175,000	87	191	7.9%	\$8,059,123	\$17,508,767
\$175,001 - \$250,000	11	27	2.4%	\$2,483,718	\$6,056,486
\$250,001 - \$500,000	6	27	2.5%	\$2,491,479	\$9,747,092
Greater Than \$500,000	21	58	72.4%	\$73,589,162	\$676,177,353
Grand Total	8,897	27,132	100%	\$101,699,859	\$755,394,068

Procurements by # of Transactions Q3-2021



■ \$0-10,000
 ■ \$10,000-50,000
 ■ \$50,000-175,000
 ■ \$175,000+

Procurements by Contract \$ Value Q3-2021



■ \$0-10,000
 ■ \$10,000-50,000
 ■ \$50,000-175,000
 ■ \$175,000+

Details of Procurement Valued Between \$175,001 and \$250,000

Award Based on Formal Invitation for Bid

#	Contractor	Amount	Division	Description	Solicitation Method	Contractor Location	Contract Number	DBE/ MCUB Goal	DBE/ MCUB Commitment
1	SYNAGRO CENTRAL LLC	\$191,250	ES	Blue Lake WWTP Digester Cleaning / Inspection Project	Bids	Baltimore, MD	21P021	None	None
2	AECOM USA, INC.	\$213,261	MT	Electric Bus Strategic Advisory Services	Bids	Minneapolis	20P262D	7%	7%
3	GUNNAR ELECTRIC, INC	\$227,800	MT	Blue Line LRT Switch Heater Replacements	Bids	Eden Prairie	21P165	None	None
4	MUNCIE RECLAMATION & SUPPLY	\$237,180	MT	Gillig Air Dryer kits	Bids	Muncie, IN	21P060	None	None

Details of Procurement Valued Between \$175,001 and \$250,000

Award Based on Formal Request for Proposals

#	Contractor	Amount	Division	Description	Solicitation Method	Contractor Location	Contract Number	DBE/MCUB Goal	DBE/MCUB Commitment
1	CORPORATE MEDICAL SERVICES INC	\$248,133	RA	Third Party Administration Services (TPA)	Proposals	Chattanooga, TN	21P086B	None	None
2	BURO HAPPOLD CONSULTING ENGINEERS INC	\$248,914	CD	Metropolitan Council Climate Action and Resilience Plan	Proposals	Boston, MA	20P203	None	None
3	LANDRUM DOBBINS LLC	\$250,000	MT	Legal Services – Housing Matters	Proposals	Minneapolis	21P245	None	None

Details of Procurement Valued Between \$175,001 and \$250,000

Award Based on Other Processes

#	Contractor	Amount	Division	Description	Solicitation Method	Contractor Location	Contract/PO Number	MCUB/DBE Goal	MCUB/DBE Commitment
1	SUMTOTAL SYSTEMS LLC	\$177,000	RA	Purchase a 3-year renewal for Skillsoft	Sole Source	Nashua, NH	21P238	None	None
2	TRANSIT TEAM INC	\$190,000	MTS	Transit Team Reimbursement for COVID Test Kits	Sole Source	Minneapolis	21P278	None	None
4	LOCKRIDGE, GRINDAL, NAUEN LLP	\$250,000	RA	Contract for Legal Services	Non-Competitive	Minneapolis	21P237	None	None
5	LOCKRIDGE, GRINDAL, NAUEN LLP	\$250,000	RA	Employment Law Matters	Non-Competitive	Minneapolis	21P252	None	None

Details of Procurement Valued Between \$250,000- \$500,000

Award Based on Formal Invitation for Bid

#	Contractor	Amount	Division	Description	Solicitation Method	Contractor Location	Contract Number	DBE/MCUB Goal	DBE/MCUB Commitment
1	RES GREAT LAKES LLC	\$407,979	ES	Interceptor Sites Landscape Restoration	Bids	Madison, WI	21P112	7%	31%
2	SCHINDLER ELEVATOR CORP	\$480,000	MT	Elevator Repair and Service	Bids	Eagan	21P077	0%	0%

Details of Procurement Valued Between \$250,001 and \$500,000

Award Based on Request for Proposals

#	Contractor	Amount	Division	Description	Solicitation Method	Contractor Location	Contract Number	DBE/MCUB Goal	DBE/MCUB Commitment
1	EMPLOYERS CHOICE SCREENING	\$410,500	RA	Background Check Services	Proposals	Santa Fe Springs, CA	19P244	None	None

Details of Procurement Valued Between \$250,001 and \$500,000

Award Based on Other Processes

#	Contractor	Amount	Division	Description	Solicitation Method	Contractor Location	Contract Number	DBE/ MCUB Goal	DBE/ MCUB Commitment
1	DELL COMPUTER INC	\$271,000	RA	Annual Support Renewal for VMware	State Contract	Chicago, IL	21P260	None	None
2	VAULT MEDICAL SERVICES P.A.	\$436,000	MT	Covid-19 Test Kits	Emergency Declaration	New York, NY	PO #275313	None	None
3	INSIGHT PUBLIC SECTOR, INC.	\$486,000	RA	Cisco Smartnet Renewals	State Contract	Dallas, TX	21P219	None	None

Details of Procurement Valued Over \$500,000

Award Based on All Processes

#	Contractor	Amount	Division	Description	Solicitation Method	Contractor Location	Contract Number	MCUB/DBE Goal	MCUB/DBE Commitment
1	BAY WEST INC	\$500,000	ES	Master Contract for Industrial Testing and Monitoring	Proposals	St. Paul, MN	20P241	3%	3%
2	COMPLETE HEALTH, ENVIRONMENTAL & SAFETY SERVICES, INC.	\$500,000	ES	Master Contract for Safety Program Development and Environmental Evaluations	Proposals	St. Paul, MN	20P238	3%	90%
3	JPMI CONSTRUCTION CO	\$584,100	MT	Maintenance of Way Building Renovation – Phase 1	Bids	St. Paul, MN	20P264	17%	17%
4	LEVANDER, GILLEN & MILLER, P.A.	\$685,222	MT	Master Contract Gold Line Legal Services	Proposals	St. Paul, MN	20P073A	1%	1%
5	AON CONSULTING INC	\$700,000	RA	Benefits Consulting Services	Proposals	Chicago, IL	19P388	None	None
6	TOLTZ KING DUVALL ANDERSON	\$800,000	MT	Heywood Office Renovation	Proposals	St. Paul, MN	20P055	15%	18.53%
7	VINCO INC	\$1,071,300	MT	Northtown Mall Transit Facility Rehabilitation	Bids	Forest Lake, MN	21P092	19%	20.63%

Details of Procurement Valued Over \$500,000

Award Based on All Processes

#	Contractor	Amount	Division	Description	Solicitation Method	Contractor Location	Contract Number	MCUB/DBE Goal	MCUB/DBE Commitment
8	VAULT MEDICAL SERVICES P.A.	\$1,100,000	RA	COVID-19 Saliva Test Kits and Results Reporting	Sole Source	New York, NY	21P285	None	None
9	RAILWORKS TRACK SYSTEMS INC	\$1,188,000	MT	4th and Chicago Ave Rail Replacement	Bids	Lakeville, MN	21P047A	1%	1%
10	UBISENSE AMERICA LLC	\$1,259,428	MT	Ubisense Garage Hardware Upgrade	Sole source	Denver, CO	21P148	None	None
11	CUBIC TRANSPORTATION SYSTEMS INC	\$1,360,000	MT	TVM Bill Acceptor Upgrade	Sole source	San Diego, CA	21P173	None	None
12	RAILWORKS TRACK SYSTEMS INC	\$1,375,000	MT	On-Call Rail Maintenance	Bids	Lakeville, MN	20P251	1%	1%
13	TRAPEZE SOFTWARE GROUP INC	\$1,389,999	MT	TransitMaster V8-IVLU and Touch MDT Upgrade	Sole source	Cedar Rapids, IA	21P163	None	None
14	ETC INSTITUTE	\$1,800,000	MT	2021 Transit On-board Survey	Proposals	Olathe, KS	20P290	14%	15.12%

Details of Procurement Valued Over \$500,000

Award Based on All Processes

#	Contractor	Amount	Division	Description	Solicitation Method	Contractor Location	Contract Number	MCUB/DBE Goal	MCUB/DBE Commitment
15	MINNESOTA OCCUPATIONAL HEALTH	\$3,962,650	RA	Occupational Health Medical, Drug and Alcohol Collections, Lab Services	Proposals	St. Paul, MN	21P086A	None	None
16	MINGER CONSTRUCTION INC	\$3,989,180	ES	Brooklyn Park - Osseo Interceptor Rehabilitation	Bids	Jordan, MN	20P233	10%	10.31%
17	MINGER CONSTRUCTION INC	\$4,839,294	ES	East Isles Force Main Improvements	Bids	Jordan, MN	20P018	12%	13.62%
18	INSIGHT PUBLIC SECTOR	\$6,000,000	RA	Network Refresh Multi-Year Purchasing Contract	State Contract	Dallas, TX	20P261	None	None
19	KIMLEY-HORN ASSOCIATES INC	\$9,785,510	MT	B Line: Traffic & Transit Advantages Evaluation	Proposals	St. Paul, MN	20P322	16%	17%
20	RAILWORKS TRACK SYSTEMS INC	\$15,033,893	MT	Blue Line Enhancements Phase IIA	Bids	Lakeville, MN	21P084	3%	3.03%
21	TOTAL MECHANICAL SERVICES INC	\$15,665,586	ES	Empire Solids Improvements Phase 2	Bids	St Paul Park, MN	20P182	9%	6.76%

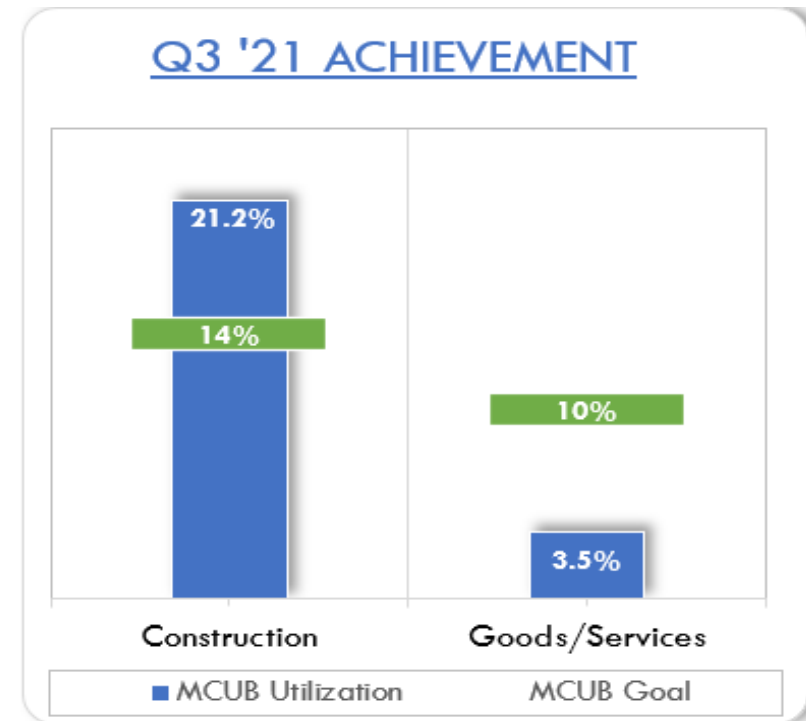


Metropolitan Council

Q3 2021 – MCUB Utilization Summary

Total Spend and MCUB Utilization

A. Total Spend (PO & Pcard) - All divisions:	\$239,287,994.05	
B. Total Exclusions	\$189,954,893.70	79%
C. Total Inclusions	\$49,333,100.35	21%
<i>MCUB Total Construction Spend</i>	<i>\$1,012,480.9</i>	<i>2.05%</i>
<i>MCUB Total Goods/Services Spend</i>	<i>\$1,580,779.88</i>	<i>3.20%</i>
D. Total MCUB commitment	\$2,593,260.76	5.3%
<i>MCUB Total Construction Spend</i>	<i>\$1,012,480.9</i>	<i>39.04%</i>
<i>MCUB Total Goods/Services Spend</i>	<i>\$1,580,779.88</i>	<i>60.96%</i>



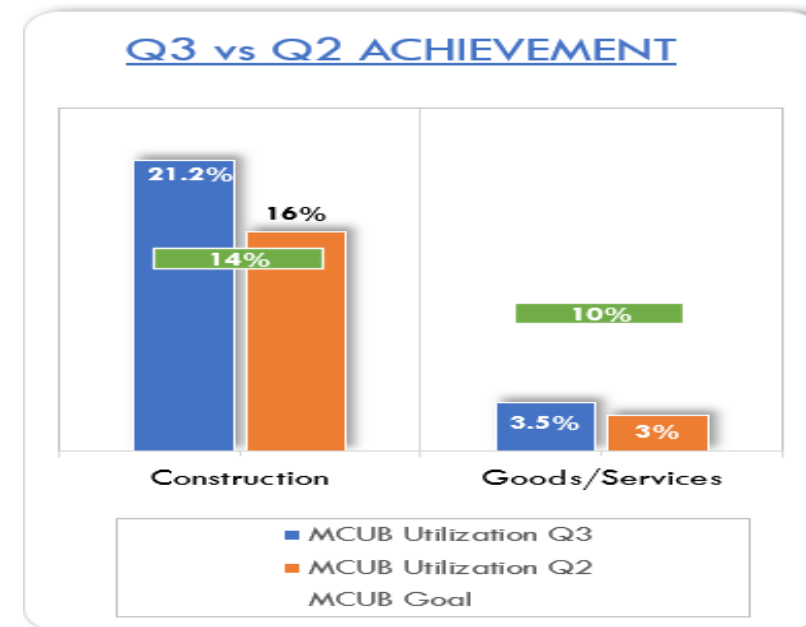


Comparison Q3 and Q2

	Q3	Q2	COMPARISON
A. Total Spend (PO & Pcard) - All divisions:	\$239,287,994.05	\$202,152,189.11	18% INCREASE
B. Total Exclusions	\$189,954,893.70	\$156,014,670.14	21% INCREASE
C. Total Inclusions	\$49,333,100.35	\$46,137,518.97	7% INCREASE
D. Total MCUB commitment	\$2,593,260.76	\$1,926,519.55	34% INCREASE

Comparison - Q3 to Q2

Actual Spend on MCUB / MCUB Eligible :	Increased	\$666,741.21
Construction	Increased	\$160,506.04
Goods & Services	Increased	\$506,235.17

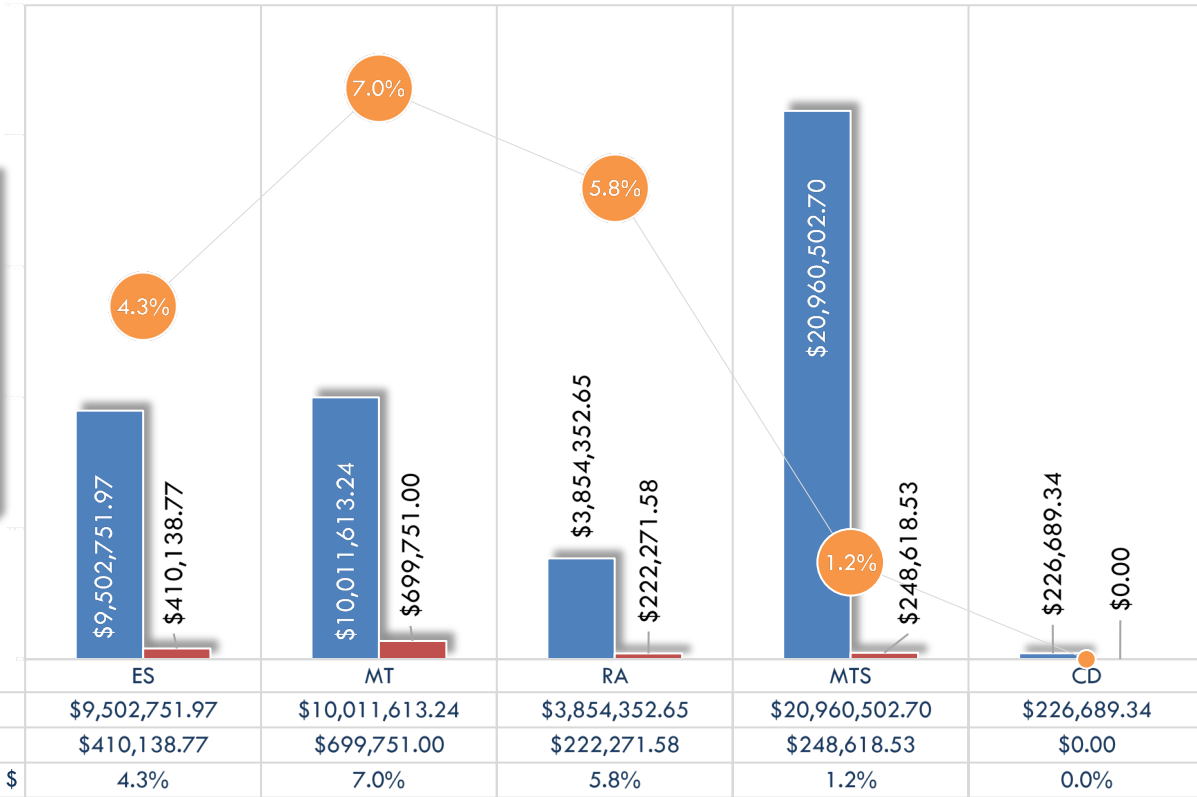




Spend by Division

GOODS & SERVICES INCLUSION \$ vs MCUB \$ BY DIVISION

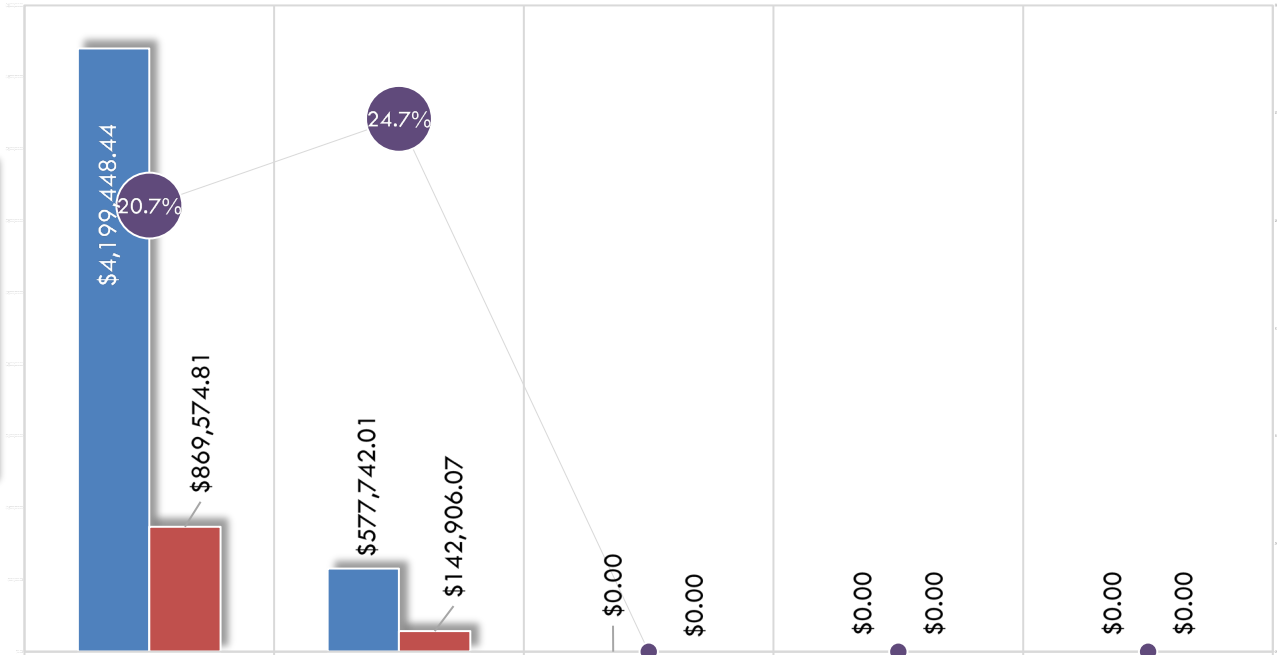
**2021
MCUB
GOALS**
Goods and
services:
10%





CONSTRUCTION
INCLUSION \$ vs MCUB \$
BY DIVISION

2021 MCUB GOALS
Construction
14%

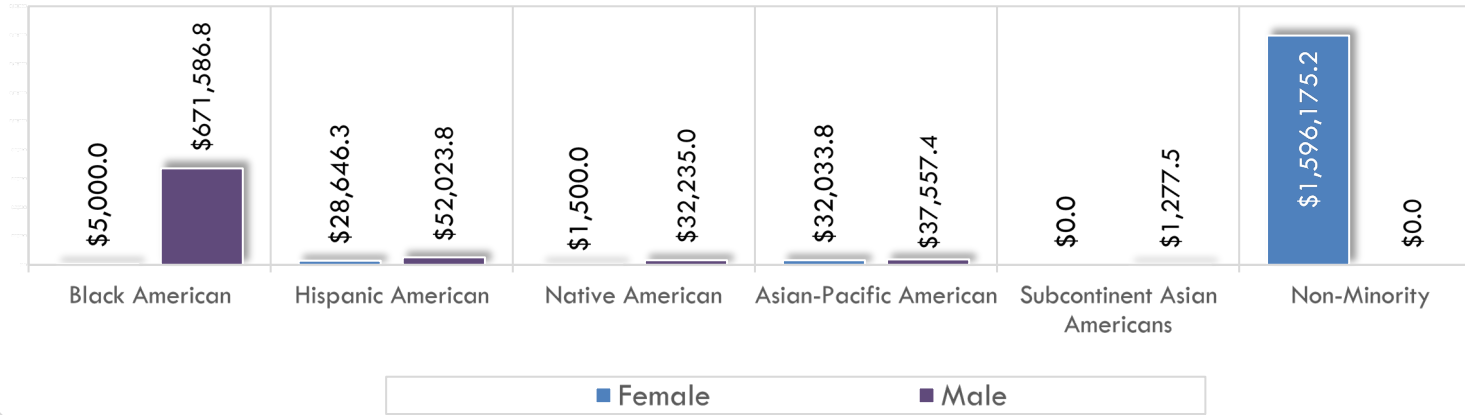


	ES	MT	RA	MTS	CD
— CONST. TOTAL INCLUSION	\$4,199,448.44	\$577,742.01	\$0.00	\$0.00	\$0.00
— MUCB CONSTRUCTION \$\$	\$869,574.81	\$142,906.07	\$0.00	\$0.00	\$0.00
— ● % DIV INCLUSION \$ VS MCUB \$	21%	25%	0%	0%	0%

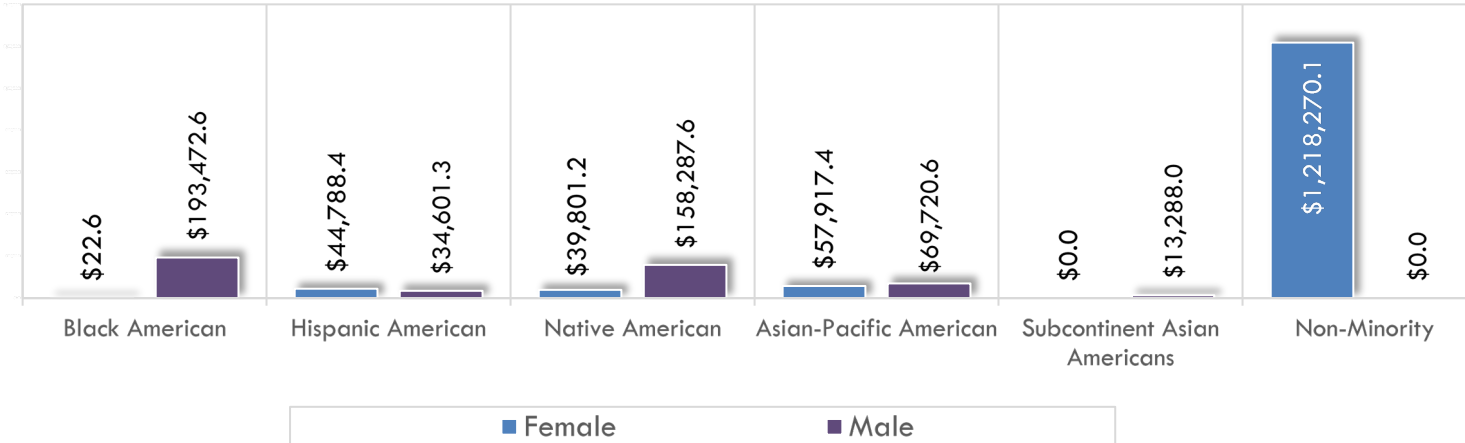


Utilization by Gender and Ethnicity / with Q2 comparison

Q3 '21 MCUB Utilization by Gender & Ethnicity



Q2'21 MCUB Utilization by Gender & Ethnicity



Quarter 3 Highlights

➤ **HVAC Information Session**

➤ **Robert Street Front Desk**

MCUBs utilized totaling \$26,147

➤ **MCES Equipment Purchase**

Purchased from MCUB vendor for \$71,000

➤ **Micro Purchase Report**

Q3 = \$514,027.05 (\$14k increase from Q2)

Two awards totaling \$99,557 using MCUB Select solicitation method

➤ **Metrocouncil.org updates**

MCUB Direct – MCUB Select – MCUB 6% Preference

➤ **Peoplesoft Supplier Onboarding**

Will enable tracking of all non-certified minority and woman owned firms