

Information Item

Management Committee



Meeting Date: November 8th, 2023

Topic

2023 Third Quarter Procurement Summary and MCUB Goals Review

District(s), Member(s):

Policy/Legal Reference: FM14-2 Expenditures for the Procurement of Goods and Services

Staff Prepared/Presented: Jody Jacoby, Procurement Director, 651-602-1144; Ashanti Payne, OEEO Assistant Director, 651-602-7660

Division/Department: Procurement / OEEO

Background

Council *Policy 14-2 – Expenditures* authorizes the Regional Administrator to approve awards not exceeding \$500,000 for all purchases of budgeted goods and services. In addition, the Regional Administrator is authorized to approve construction contracts where:

- (a) The value of the contract does not exceed \$10,000,000;
- (b) The construction project was included in the Council-adopted capital budget;
- (c) The cost of the project is less than the Engineer's Probable Construction Costs, plus 10%;
- (d) Sufficient funds are available in the capital budget to complete the project.

The delegation authority of the Regional Administrator to approve awards for all purchases of budgeted goods and services was increased from \$250,000 to \$500,000 in October of 2013. Related to this increase in authority, the Council requested a report on any contracts valued between \$175,000 and \$250,000 and \$250,000 and \$500,000.

To satisfy this requirement, a report that summarizes procurements for the preceding quarter is presented to the Council through the Management Committee at the end of each quarter. The report gives a breakdown of the number of procurements executed during the reporting period grouped by value, and details of all procurements which have a value greater than \$175,000 but less than or equal to \$500,000.

Procurements valued at greater than \$500,000 are generally approved individually by the Council, except for those construction contracts that meet the criteria given above. The Management Committee requested a quarterly summary of contracts over \$500,000.

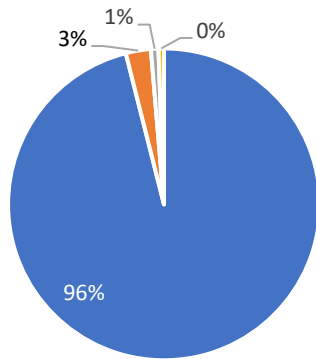
The third quarter 2023 Procurement Summary and OEEO MCUB Information is attached.

Metropolitan Council

Procurement Summary Information – Third Quarter, 2023

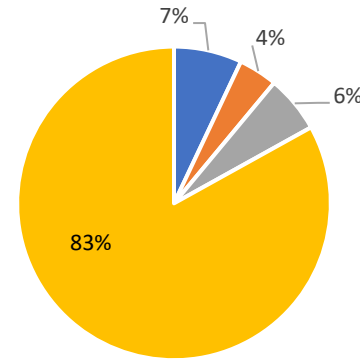
| Dollar Amount Range | Number of Procurements | | Percent Value \$ | Total Value \$ | |
|------------------------|------------------------|---------------|------------------|----------------------|----------------------|
| | Third Quarter | YTD | Third Quarter | Third Quarter | YTD |
| \$0 - \$10,000 | 7,627 | 23,040 | 7% | \$7,328,394 | \$22,659,154 |
| \$10,001 - \$50,000 | 206 | 606 | 4% | \$4,184,624 | \$12,660,073 |
| \$50,001 - \$175,000 | 62 | 151 | 5.9% | \$6,160,323 | \$14,765,877 |
| \$175,001 - \$250,000 | 9 | 31 | 1.8% | \$1,879,842 | \$7,013,478 |
| \$250,001 - \$500,000 | 16 | 46 | 5.3% | \$5,537,269 | \$16,698,855 |
| Greater Than \$500,000 | 20 | 50 | 76% | \$79,223,710 | \$342,033,498 |
| Grand Total | 7,940 | 23,924 | 100% | \$104,314,162 | \$415,830,935 |

Procurements by # of Transactions Q3-2023



■ \$0-10,000 ■ \$10,000-50,000 ■ \$50,000-175,000 ■ \$175,000 +

Procurements by Contract \$ Value Q3-2023



■ \$0-10,000 ■ \$10,000-50,000 ■ \$50,000-175,000 ■ \$175,000 +

Details of Procurement Valued Between \$175,001 and \$250,000

Award Based on Invitation for Bids

| # | Contractor | Amount | Division | Description | Solicitation Method | Contractor Location | Contract Number | DBE/MCUB Goal | DBE/MCUB Commitment |
|---|---------------------|-----------|----------|---------------------|---------------------|---------------------|-----------------|---------------|---------------------|
| 1 | MORCON CONSTRUCTION | \$209,917 | MT | MTPD-Gold Lot Entry | Bids | Fridley, MN | 22P173 | 15% | 23.1% |

Details of Procurement Valued Between \$175,001 and \$250,000

Award Based on Other Processes

| # | Contractor | Amount | Division | Description | Solicitation Method | Contractor Location | Contract/PO Number | MCUB/DBE Goal | MCUB/DBE Commitment |
|---|----------------------------------|-----------|----------|--|----------------------|---------------------|--------------------|---------------|---------------------|
| 1 | SAP PUBLIC SERVICES | \$193,393 | RA | 2023 SAP License Renewal | Sole Source | Chicago, IL | PO# 23008527 | None | None |
| 2 | SHI INTERNATIONAL CORP | \$195,530 | RA | Sierra Wireless Hardware Maintenance Renewal | Cooperative Purchase | Dallas, TX | 23P155 | None | None |
| 3 | CUBIC TRANSPORTATION SYSTEMS INC | \$196,301 | MTS | Cubic - BMV for Opt outs | Sole Source | Los Angeles, CA | 23P173 | None | None |

Details of Procurement Valued Between \$175,001 and \$250,000

Award Based on Other Processes

| # | Contractor | Amount | Division | Description | Solicitation Method | Contractor Location | Contract/PO Number | MCUB/DBE Goal | MCUB/DBE Commitment |
|---|-----------------------|-----------|----------|---|-----------------------|---------------------|--------------------|---------------|---------------------|
| 4 | BOYER TRUCKS INC | \$212,435 | MT | E&F Technicians - B-Line Trucks | Cooperative Purchase | St Michael, MN | 23P175 | None | None |
| 5 | BOYER TRUCKS INC | \$212,435 | MT | E&F Technicians - D-Line Trucks | Cooperative Purchase | St Michael, MN | 23P159 | None | None |
| 6 | PCI ROADS | \$215,000 | MT | Traffic Control | Emergency Declaration | St Michael, MN | PO# 295249 | None | None |
| 7 | BOYER TRUCKS INC | \$219,227 | MT | Expansion Helper Trucks for E&F Gold-Line | Cooperative Purchase | St Michael, MN | 23P181 | None | None |
| 8 | CUSHMAN MOTOR COMPANY | \$225,602 | MT | Snow Removal Equipment For - B-Line | Cooperative Purchase | Minneapolis, MN | 23P162 | None | None |

Details of Procurement Valued Between \$250,001- \$500,000

Award Based on Request for Proposals

| # | Contractor | Amount | Division | Description | Solicitation Method | Contractor Location | Contract Number | DBE/ MCUB Goal | DBE/ MCUB Commitment |
|---|------------------------|-----------|----------|---|---------------------|---------------------|-----------------|----------------------|----------------------------|
| 1 | HDR ENGINEERING INC | \$330,000 | ES | Interceptor Engineering Master Contract | Proposals | St Louis Park, MN | 22P375L | 15% | 18% |
| 2 | THE 106 GROUP LTD | \$340,000 | ES | Interceptor Engineering Master Contract | Proposals | St Paul, MN | 22P375k | 15% | 100% |

Details of Procurement Valued Between \$250,001 and \$500,000

Award Based on Formal Invitation for Bid

| # | Contractor | Amount | Division | Description | Solicitation Method | Contractor Location | Contract Number | DBE/MCUB Goal | DBE/MCUB Commitment |
|---|-----------------------------------|-----------|----------|--|---------------------|---------------------|-----------------|---------------|---------------------|
| 1 | HOGLUND BUS CO INC | \$281,375 | MTS | 3rd party vehicle mechanical inspections | Bids | Monticello, MN | 23P086 | None | None |
| 2 | NORTH CENTRAL BUS & EQUIPMENT | \$286,650 | MTS | Small Cashboxes for Metro Mobility and Transit Link small buses | Bids | St Cloud, MN | 23P008 | None | None |
| 3 | NORTH SHORE TRACK SERVICES INC | \$298,875 | MT | Southwest LRT Special Track Work Turnouts Installation | Bids | Duluth, MN | 23P020 | 4% | 6.17% |

Details of Procurement Valued Between \$250,001 and \$500,000

Award Based on Other Processes

| # | Contractor | Amount | Division | Description | Solicitation Method | Contractor Location | Contract Number | DBE/ MCUB Goal | DBE/ MCUB Commitment |
|---|--|-----------|----------|--|-----------------------|---------------------|-----------------|----------------|----------------------|
| 1 | BOYER TRUCKS INC | \$274,034 | MT | Expansion Helper Trucks for E&F Orange-Line | Cooperative Purchase | St Michael, MN | 23P160 | None | None |
| 2 | ELECTRIC PUMP | \$295,343 | ES | Influent Pump #5 replacement Empire Plant | Sole Source | Des Moines, IA | 23P072 | None | None |
| 3 | S & A SYSTEMS INC | \$298,210 | MT | Nicollet Garage Fluid Management Systems Equipment | Sole Source | Rockwall, TX | 23P357 | None | None |
| 4 | GEISLINGER & SONS INC | \$300,00 | ES | L20 Forcemain Repair | Emergency Declaration | Watkins, MN | PO# 23008928 | None | None |
| 5 | BRIN GLASS CO DBA NORTHWESTERN GLASS FAB | \$300,000 | MT | Glass Repair and Replacement for Public Facilities | Master PO | Minneapolis, MN | 23P149 | None | None |
| 6 | INSIGHT PUBLIC SECTOR INC | \$360,425 | RA | 2023 CISCO Smart Net Support Renewal | Cooperative Purchase | Minneapolis, MN | 23P167 | None | None |

Details of Procurement Valued Between \$250,001 and \$500,000

Award Based on Other Processes

| # | Contractor | Amount | Division | Description | Solicitation Method | Contractor Location | Contract Number | DBE/MCUB Goal | DBE/MCUB Commitment |
|----|-----------------------------------|-----------|----------|---|----------------------|---------------------|-----------------|---------------|---------------------|
| 7 | ACRE WORKPLACE | \$386,088 | ES | RMF Facility Expansion | Cooperative Purchase | St Louis Park, MN | 23P131 | None | None |
| 8 | BOYER TRUCKS INC | \$438,455 | MT | Expansion Helper Trucks for E&F B- Line | Cooperative Purchase | St Michael, MN | 23P176 | None | None |
| 9 | BOYER TRUCKS INC | \$438,455 | MT | Expansion Helper Trucks for E&F D- Line | Cooperative Purchase | St Michael, MN | 23P084 | None | None |
| 10 | TOSHIBA INTERNATIONAL CORPORATION | \$446,394 | MT | Purchase of Inverter Modules | Sole Source | Chicago, IL | 23P120 | None | None |
| 11 | MIDWAY FORD | \$462,966 | ES | 2024 ES Ford Trucks | Cooperative Purchase | Roseville, MN | 23P195 | None | None |

Details of Procurement Valued Over \$500,000

Award Based on All Processes

| # | Contractor | Amount | Division | Description | Solicitation Method | Contractor Location | Contract Number | MCUB /DBE Goal | MCUB/DBE Commitment |
|---|--|-------------|----------|--|-----------------------|---------------------|-----------------|----------------|---------------------|
| 1 | VEOLIA WATER TECHNOLOGIES | \$600,000 | ES | MWWTP Fourth Incinerator - System Supplier Services | Proposals | Philadelphia, PA | 21P055A | None | None |
| 2 | BRAUN INTERTEC CORP | \$616,504 | MT | Blue Line Light Rail Extension Project- Phase II Environmental Site Assessment | Proposals | St Paul, MN | 22P366 | 18% | 21.99% |
| 3 | ENGINEERING & CONSTRUCTION INNOVATIONS | \$625,000 | ES | Emergency Declaration Repair of Interceptor 1-MH-401B Lilydale Siphon | Emergency Declaration | Oakdale, MN | PO# 23008389 | None | None |
| 4 | TOKEN TRANSIT | \$711,000 | MT | Electronic Validation Token Transit Mobile Ticket on Fastfare Farebox | Sole Source | San Fransico, CA | 23P077 | None | None |
| 5 | BRIERLEY ASSOCIATES CORP | \$1,000,000 | ES | Master Contracts for Interceptor Engineering Services | Proposals | Austin, TX | 22P375J | 15% | 15% |
| 6 | CNA CONSULTING ENGINEERS | \$1,000,000 | ES | Master Contracts for Interceptor Engineering Services | Proposals | Minneapolis, MN | 22P375I | 15% | 15% |
| 7 | MINGER CONSTRUCTION INC | \$2,000,000 | ES | Emergency Declaration Repair of 7122 Air Jumper in Maplewood | Emergency Declaration | Jordan, MN | PO# 23009068 | None | None |
| 8 | POLYDYNE INC | \$2,399,00 | ES | Empire Wastewater Treatment Plant Polymer Procurement | Bids | Atlanta, GA | 22P349A | None | None |

Details of Procurement Valued Over \$500,000

Award Based on All Processes

| # | Contractor | Amount | Division | Description | Solicitation Method | Contractor Location | Contract Number | MCUB/DBE Goal | MCUB/DBE Commitment |
|----|--------------------------------------|-------------|----------|---|----------------------|---------------------|-----------------|---------------|---------------------|
| 8 | NATL POWER RODDING CORP | \$2,762,480 | ES | Riverview Siphon Cleaning | Bids | Chicago, IL | 22P363 | 10% | None |
| 9 | GENFARE LLC | \$2,990,812 | MT | Fastfare Farebox Upgrade | Sole Source | Atlanta, GA | 23P107 | None | None |
| 10 | TOLTZ KING DUVALL ANDERSON & A | \$3,000,000 | ES | Master Contracts for Interceptor Engineering Services | Proposals | St Paul, MN | 22P375C | 15% | 15% |
| 11 | BOLTON & MENK INC | \$3,330,000 | ES | Master Contracts for Interceptor Engineering Services | Proposals | Mankato, MN | 22P375J | 15% | 15% |
| 12 | MOTOR COACH INDUSTRIES INC | \$5,395,968 | MTS | Purchase of 4 Electric Propulsion Motor Coaches - SWT | Cooperative Purchase | Chicago, IL | 23P032 | TVM | TVM |
| 13 | CDM CONSULTANTS LLC | \$6,000,000 | ES | Master Contracts for Interceptor Engineering Services | Proposals | Prescott, WI | 22P375G | 15% | 15% |
| 14 | KIMLEY-HORN ASSOCIATES INC | \$6,000,000 | ES | Master Contracts for Interceptor Engineering Services | Proposals | St Paul, MN | 22P375H | 15% | 15% |


Details of Procurement Valued Over \$500,000

Award Based on All Processes

| # | Contractor | Amount | Division | Description | Solicitation Method | Contractor Location | Contract Number | MCUB/DBE Goal | MCUB/DBE Commitment |
|----|---------------------------------------|-------------|----------|---|---------------------|---------------------|-----------------|---------------|---------------------|
| 16 | SHORT ELLIOTT HENDRICKSON INC | \$6,670,000 | ES | Master Contracts for Interceptor Engineering Services | Proposals | St Paul, MN | 22P375E | 15% | 15% |
| 17 | STANTEC CONSULTING SERVICES | \$7,500,000 | ES | Master Contracts for Interceptor Engineering Services | Proposals | Chicago, IL | 22P375D | 15% | 15% |
| 18 | FOTH INFRASTRUCTURE & ENVIRONMENT LLC | \$8,160,000 | ES | Master Contracts for Interceptor Engineering Services | Proposals | De Pere, WI | 22P375B | 15% | 15.8% |
| 19 | BROWN AND CALDWELL | \$8,670,000 | ES | Master Contracts for Interceptor Engineering Services | Proposals | San Francisco, CA | 22P375A | 15% | 15% |
| 20 | MINGER CONSTRUCTION NC | \$9,792,946 | ES | Excelsior Interceptor 7017-2 | Bids | Jordan, MN | 21P011 | 12% | 12.8% |

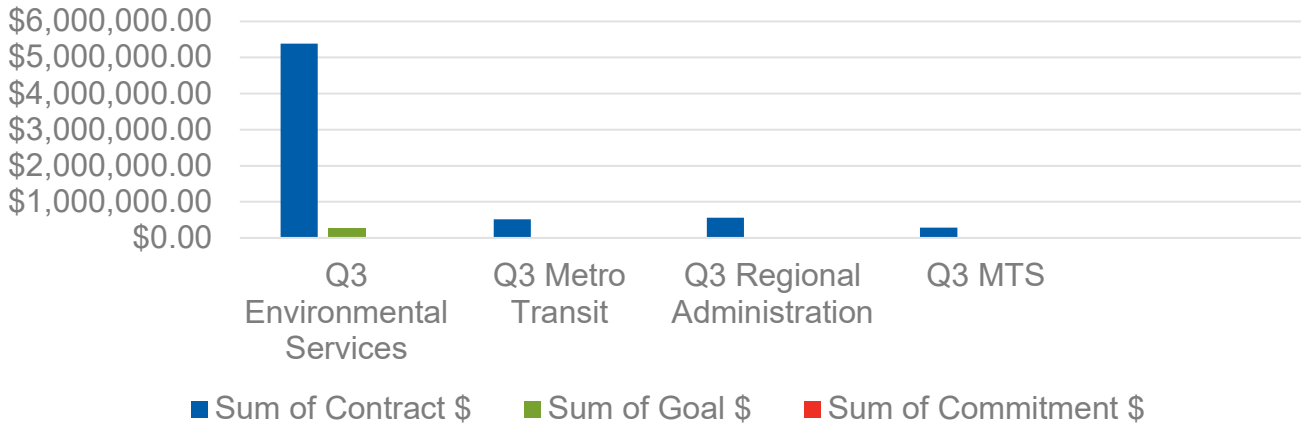


2023 MCUB GOALS
 Construction
14%



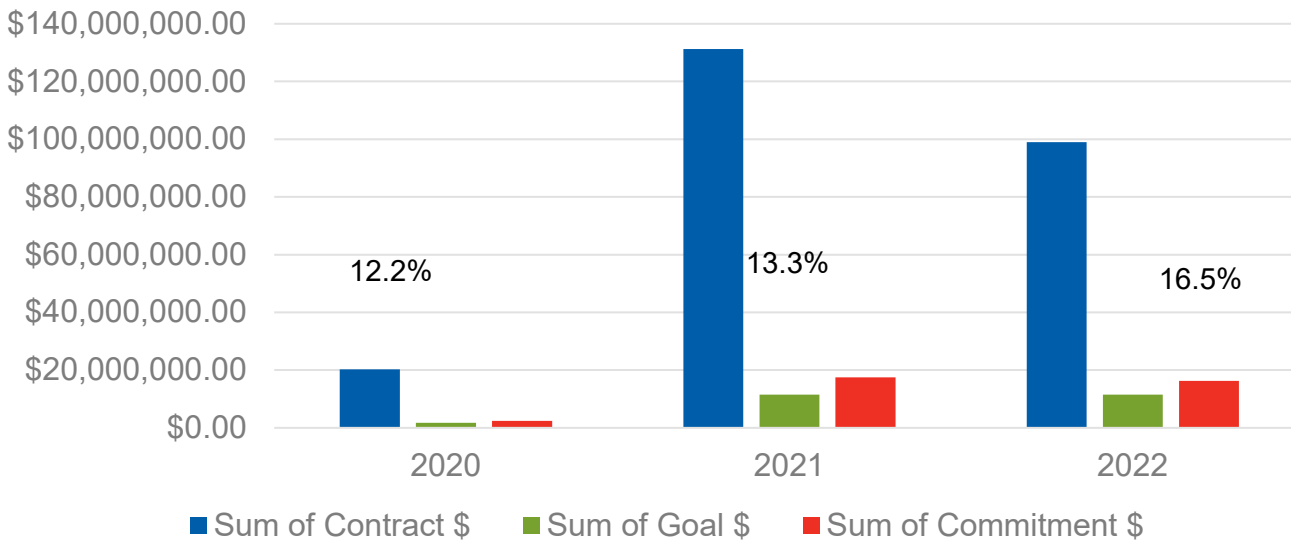
| Sum of Contract \$ | Sum of Goal \$ | Sum of Commitment \$ | MCUB % | 2023 |
|------------------------|-----------------------|-----------------------|--------------|-----------|
| \$ 6,739,810.00 | \$ 276,248.00 | \$ 0.00 | 0.0% | Q3 |
| \$ 8,906,529.00 | \$ 538,686.96 | \$2,419,424.60 | 27.2% | Q2 |
| \$17,240,324.47 | \$1,850,096.01 | \$2,359,178.20 | 13.7% | Q1 |

Total MCUB Commitments by Division – Construction and Contracted Services Q3 2023:



| Division | Sum of Contract \$ | Sum of Goal \$ | Commitment \$ | MCUB % |
|---------------|-----------------------|---------------------|---------------|-------------|
| MCES | \$5,387,480.00 | \$276,248.00 | \$0.00 | 0.0% |
| Metro Transit | \$515,000.00 | \$0.00 | \$0.00 | 0.0% |
| RA | \$555,955.00 | \$0.00 | \$0.00 | 0.0% |
| MTS | \$281,375.00 | \$0.00 | \$0.00 | 0.0% |
| Total | \$6,739,810.00 | \$276,248.00 | \$0.00 | 0.0% |

Historical MCUB Commitment Data:



Total MCUB Payments Q2 2023 = \$5,581,817.75

| MCUB Payments \$ | | | |
|------------------|-----------------------|--------------------|-----------------------|
| | Const. & Contr. Svcs. | P-Card | Total |
| Q3 2023 | \$4,984,741.87 | \$68,851.26 | \$5,053,593.13 |
| Q2 2023 | \$5,501,060.04 | \$80,757.71 | \$5,581,817.75 |
| Q1 2023 | \$5,054,283.88 | \$78,743.76 | \$5,133,027.64 |

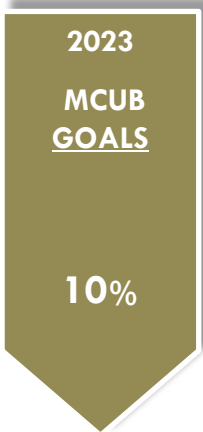
Total MCUB Payments Q3 2023 vs. Q3 2022:

Q3 2023 - **\$5,053,593.13**

Q3 2022 - **\$3,115,540.87**

% Change: **+62%**

Total P-Card Expenditures By Division Q3:



| Division | P-Card Total | P-Card Exclude | P-Card Include | P-Card MCUB | % MCUB |
|---------------|-----------------------|---------------------|-----------------------|--------------------|-------------|
| Metro Transit | \$867,089.13 | \$43,658.75 | \$823,430.38 | \$45,783.65 | 5.6% |
| MCES | \$214,630.15 | \$61,145.90 | \$153,484.25 | \$16,535.48 | 10.8% |
| RA | \$264,212.24 | \$20,632.25 | \$243,580.02 | \$5,509.25 | 2.3% |
| MTS | \$35,084.52 | \$31,103.09 | \$3,981.43 | \$25.12 | 0.6% |
| CD | \$43,999.23 | \$38,340.45 | \$5,658.78 | \$997.76 | 17.6% |
| Total | \$1,425,015.27 | \$194,880.41 | \$1,230,134.86 | \$68,851.26 | 5.6% |

2023 Q2: 6.0%

Q3 2023 MCUB Utilization Demographic Details (Payments & P-Card):

| Demographics Breakdown | Work Value | % total |
|----------------------------------|-----------------------|----------------|
| Black American | \$1,334,465.84 | 26.41% |
| Hispanic American | \$124,193.35 | 2.46% |
| Native American | \$574,705.03 | 11.37% |
| Asian-Pacific American | \$451,155.86 | 8.93% |
| Subcontinent Asian Americans | \$74,479.61 | 1.47% |
| MBE (CERT) | \$0.00 | 0.00% |
| VET | \$0.00 | 0.00% |
| Non-Minority | \$2,491,044.26 | 49.29% |
| Unknown | \$3,549.18 | 0.07% |
| Total MCUB Subcontracting | \$5,053,593.13 | |
| MCUB Firms Ethnicity | Women | Men |
| Black American | \$4,037.71 | \$1,330,428.13 |
| Hispanic American | \$21,474.65 | \$102,718.70 |
| Native American | \$547,116.43 | \$27,588.60 |
| Asian-Pacific American | \$183,305.66 | \$267,850.20 |
| Subcontinent Asian Americans | \$5,300.00 | \$69,179.61 |
| White | \$2,451,700.00 | \$39,344.26 |
| Number of Unique MCUB Firms | Women | Men |
| Black American | 2 | 19 |
| Hispanic American | 3 | 4 |
| Native American | 2 | 3 |
| Asian-Pacific American | 4 | 6 |
| Subcontinent Asian Americans | 1 | 2 |
| White | 82 | 4 |

2023 Q3 MCUB Highlights:

MCUB Direct Spend Success (Micro purchases up to \$25K)

Q3 2022 MCUB Direct Spend was 17%

Q3 2023 MCUB Direct Spend was 23%

Emergency Declaration MCUB Spend

Pride, John Dexter Pride Cleanup-\$62,000.00

MCUB Preference Success

JL Theis, Inc.-\$77,200.00 (Concrete repair)

Lovdal Electronics-\$36,825.60 (Outdoor Cameras)

Lovdal Electronics-\$83,002.81 (Camera Equipment)

Kada Creative- 22P120 Public Art Project – 11% goal, 100% commitment

MCUB Incentive Success

Overhead Door Replacement Contract-15% MCUB Goal

Commitment was 22.4%__Prime achieved 25.4%

Additional \$129,216.23 to MCUB firms for this contract

MCUB Partnership with New Flyer

B & L started supplying New Flyer components in September 2022

In first year, 377 Purchase Orders totaling \$963,096.00

New MCUB Partnership with Gillig

MA Associates in partnership with Gillig to supply bus parts