

2018 Elections

Governor

**Tim Walz and Peggy Flanagan (DFL) –
53.84%**

**Jeff Johnson and Donna Bergstrom (R) –
42.43%**

State House

DFL will take a 75-59 majority (pending final results)

- Change from current 77-57 Republican majority (the new House majority includes our own CM Elkins)
- Most change occurred in metro suburbs
- 3 metro races were within 250 votes
 - Eden Prairie, Chanhassen, Stillwater areas
- 1 outstate race is within 4 votes

State House

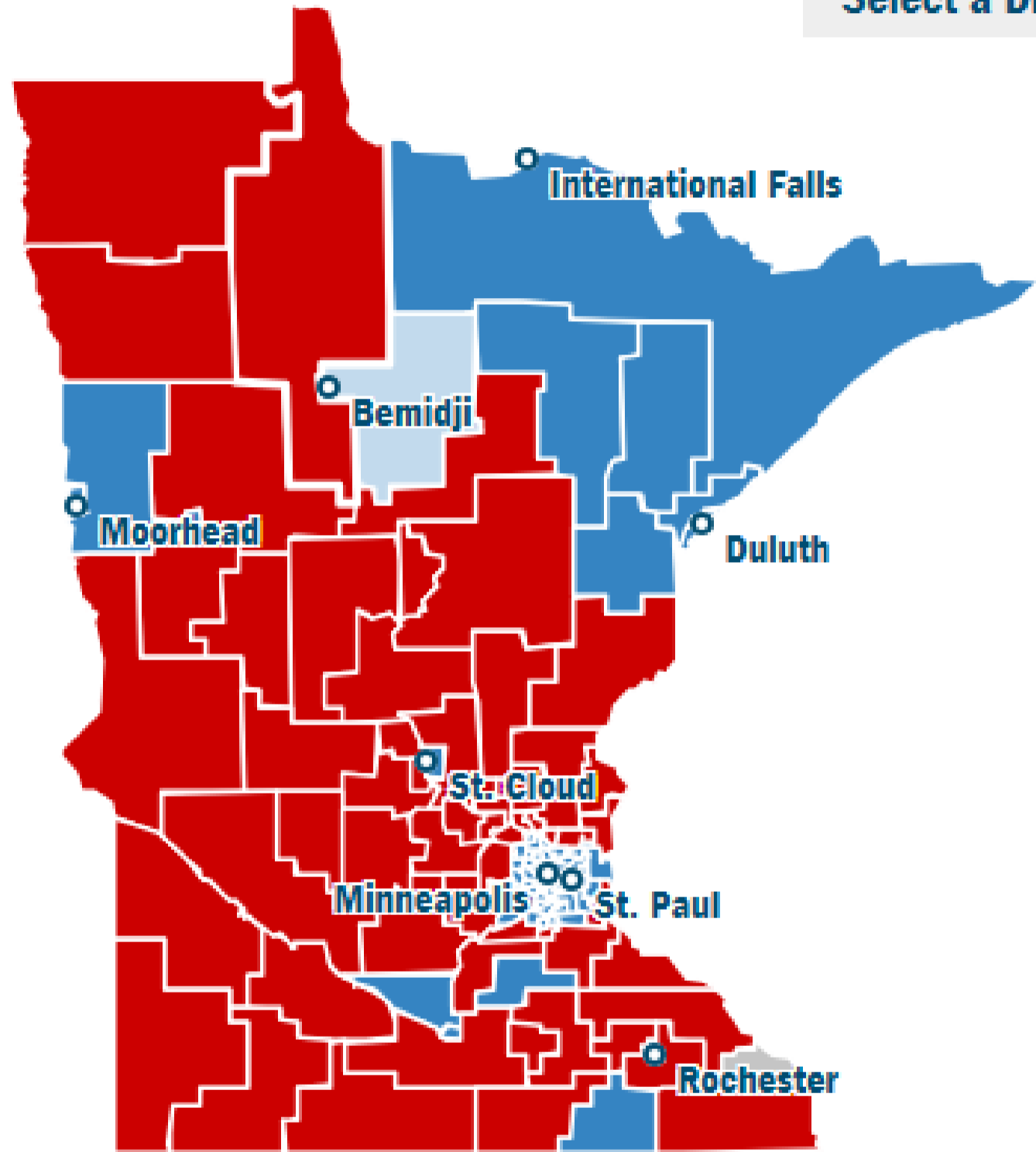

Overall - 39 new members elected

To be announced in the coming weeks:

- House leadership
- Committee structure
- Committee chairs
- Committee assignments

Minnesota House

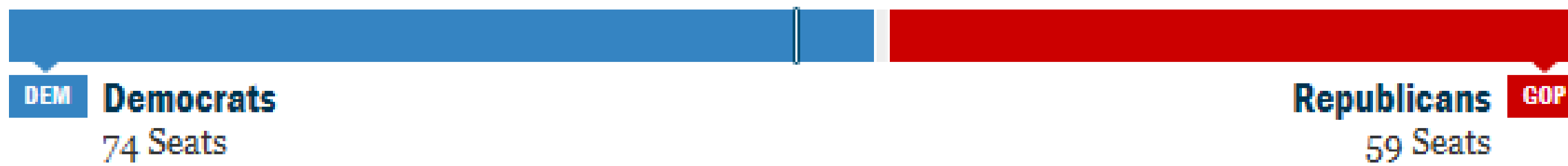
Select a District ▼



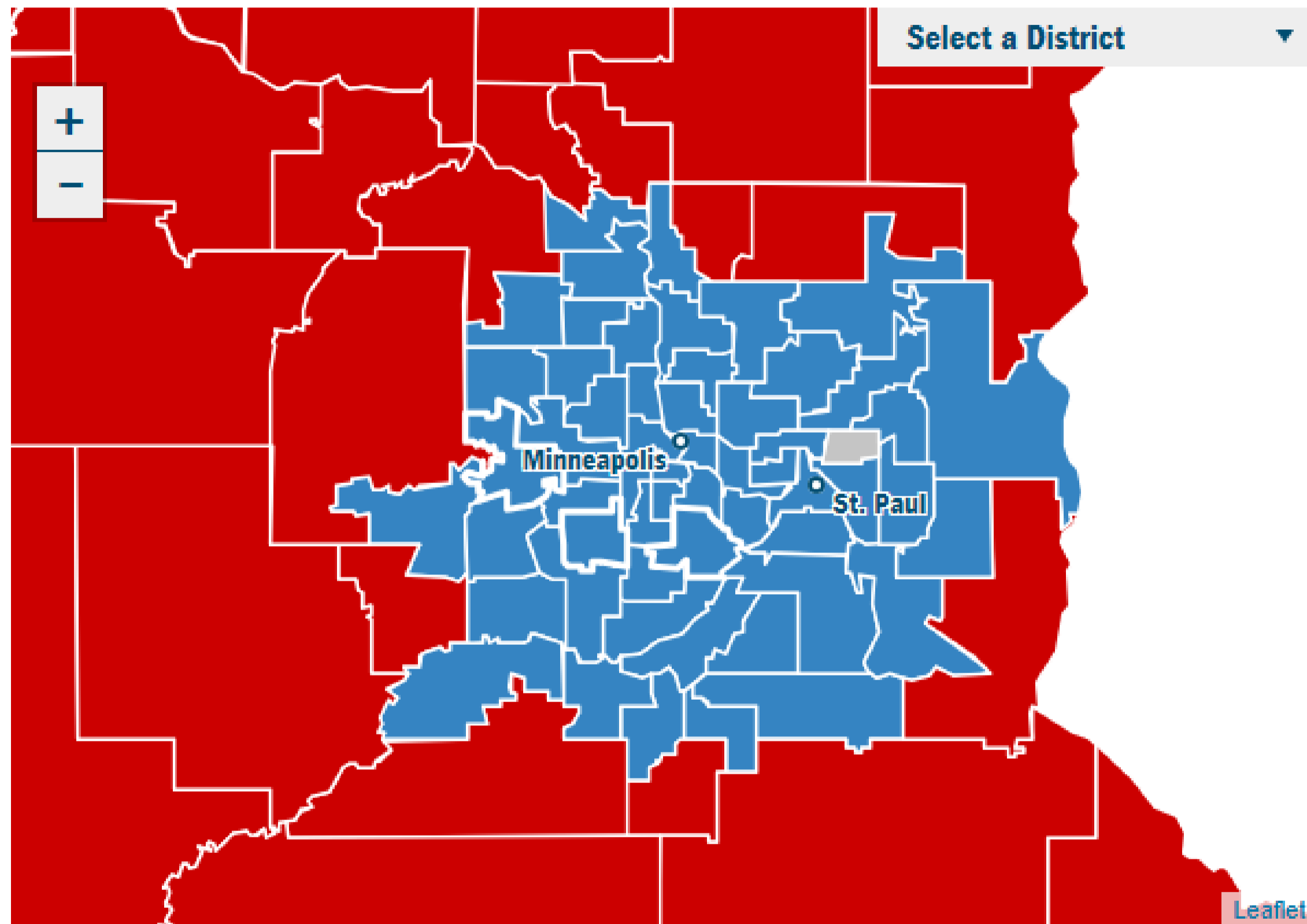
Leaflet



Control of the MN House

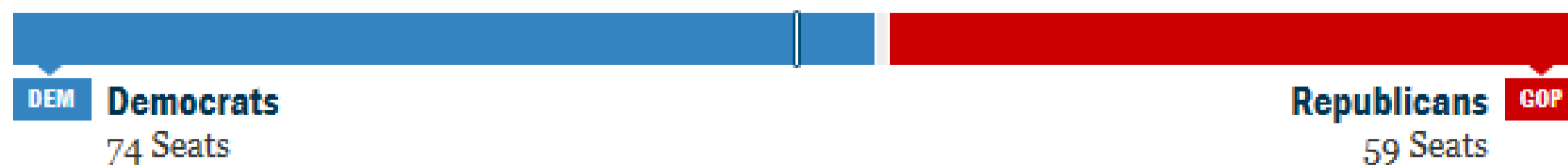


Minnesota House



■ WON ■ TRENDING ■ NO RESULTS

Control of the MN House



State Senate

Republicans retain 34-33 majority

- Not an election year for the Senate
- Sen. Fischbach (R) resigned to run for lieutenant governor. Rep. Jeff Howe (R) won the special election.

State Offices

Attorney General

Keith Ellison (DFL) 48.96% – Doug Wardlow (R) 45.09%

State Auditor

Julie Blaha (DFL) 49.35% - Pam Myhra (R) 43.23%

Secretary of State

Steve Simon (DFL) 52.25% - John Howe (R) 43.62%

U.S. Senate

- **Amy Klobuchar (DFL) 60.30%** -
Jim Newberger (R) 36.22%

- **Tina Smith (DFL) 52.96%** -
Karin Housley (R) 42.35%

U.S. Congress

1st Jim Hagedorn (R) 50.17% - Dan Feehan (DFL) 49.63%

2nd Angie Craig (DFL) 52.65% - Jason Lewis (R) 47.15%

3rd Dean Phillips (DFL) 55.61% - Erik Paulsen (R) 44.19%

4th Betty McCollum (DFL) 65.99% - Greg Ryan (R) 29.75%

5th Ilhan Omar (DFL) 77.97% - Jennifer Zielinski (R) 21.68%

6th Tom Emmer (R) 61.11% - Ian Todd (DFL) 38.74%

7th Collin Peterson (DFL) 52.1% - Dave Hughes (R) 47.84%

8th Pete Stauber (R) 50.71% - Joe Radinovich (DFL) 45.17%

