

2013 Regional Parks System Use Estimate

Rainry Salk, PhD

Regional Parks and Natural Resources Unit

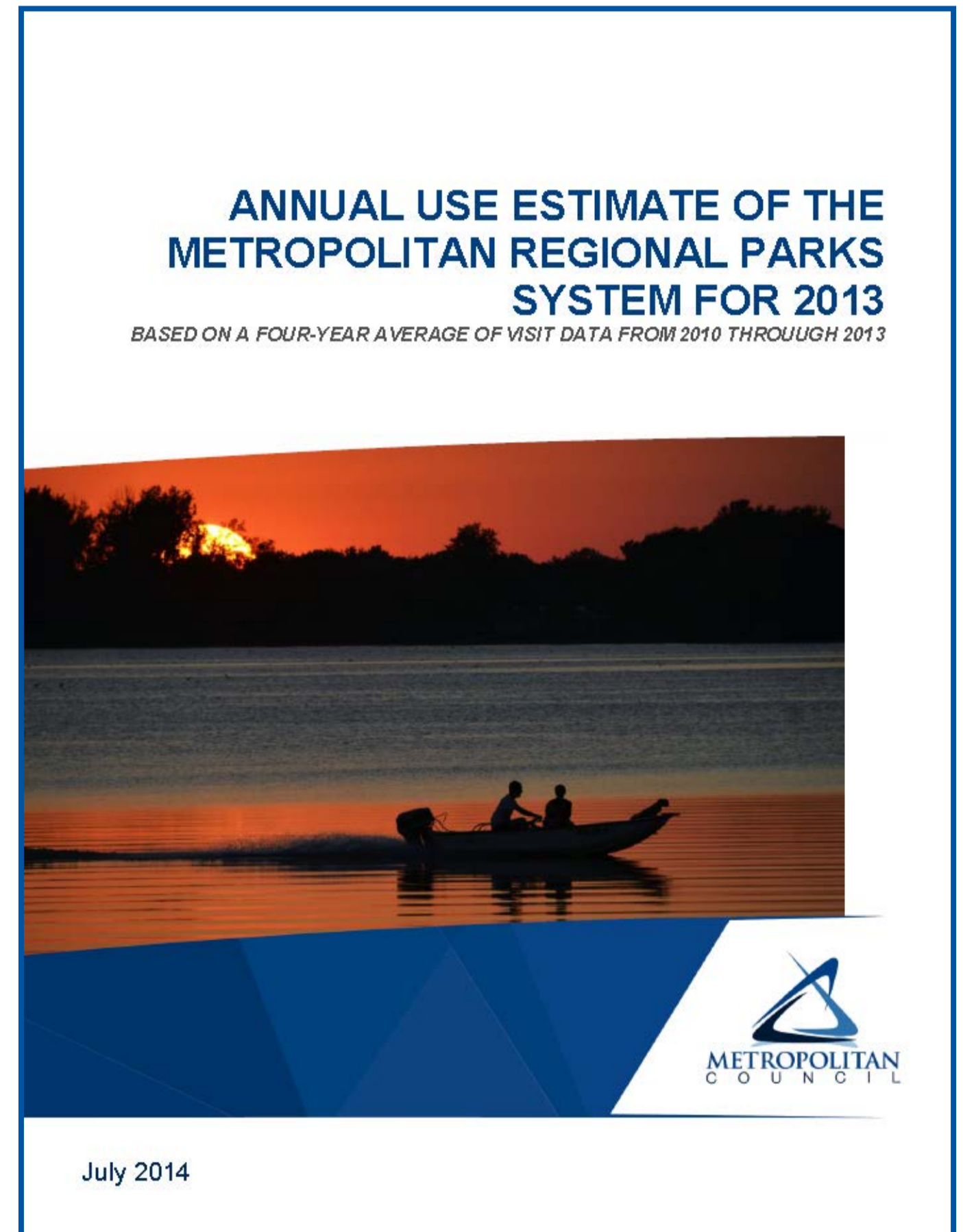
Community Development Committee

August 18, 2014



Use Estimate Background

- **Produced annually since 1995**
- **Used in formula to calculate regional park implementing agency share of:**
 - Capital Improvement Program dollars
 - Parks and Trails Legacy Fund dollars
 - State funded Operations and Maintenance dollars



2013 Estimate: Counts

Regional Park System Counts include:

- Regional Park System use Memorial Day-Labor Day
- Randomized selection of day/time/entrance
 - 2-hour time blocks
- Units only open to the public
 - 40 Regional Parks
 - 12 Park Reserves
 - 39 Regional Trails
 - 7 Special Recreation Features
 - **98 total units**



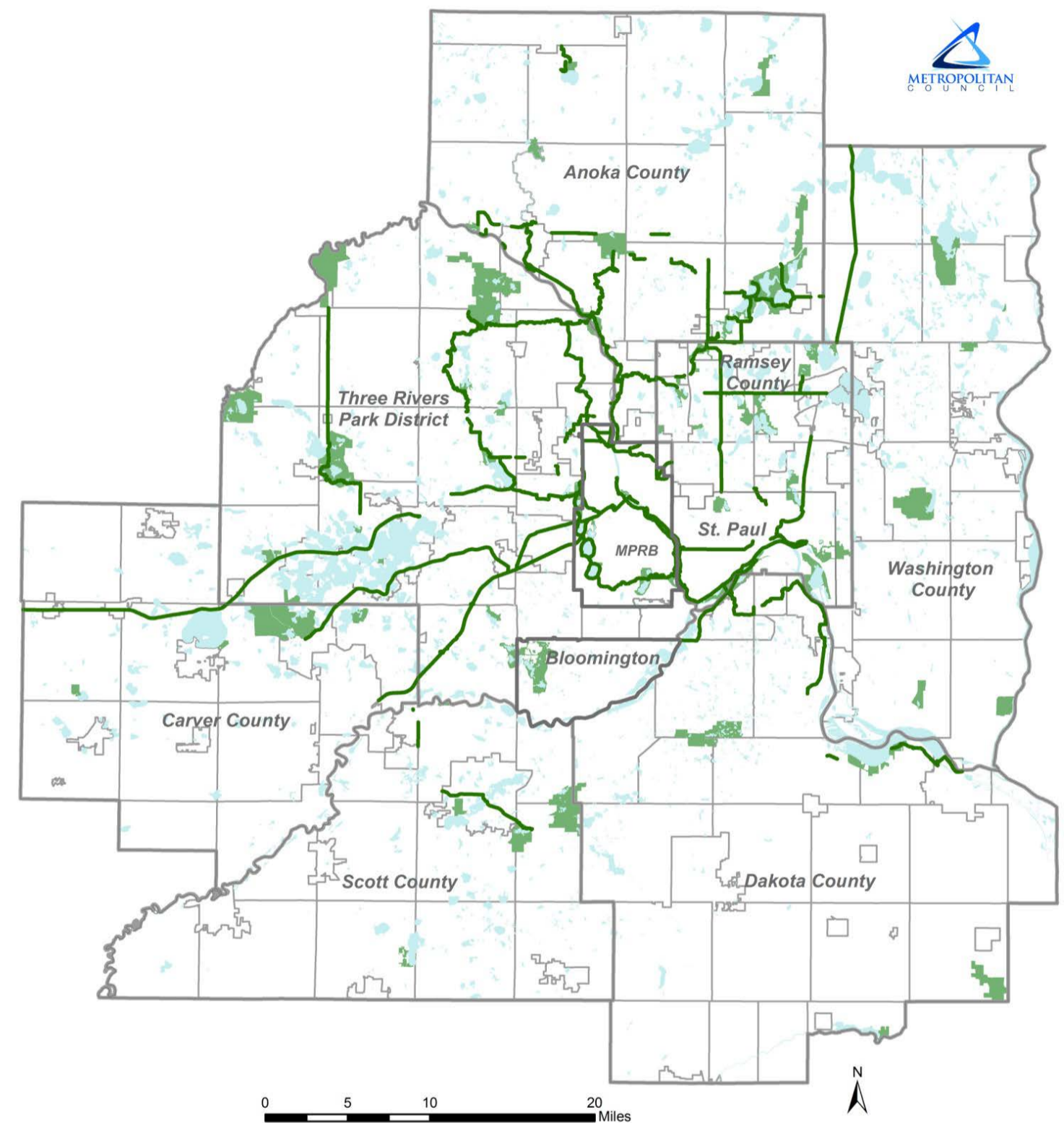
Lebanon Hills Regional Park—Dakota County



Bruce Vento Regional Trail—
Saint Paul and Ramsey County

Summer Regional Parks System Counts

- Regional park implementing agency role
 - Resources:
 - Financial
 - Staff
- Counts--backbone to produce the annual use estimate



June 2014

Methodological Overview

- 4-years of data
 - 2010-2013
- Seasonal multiplier
- “Expansion factor” multiplier
 - Accounts for all possible dates/times/entrances
- Special events and camping



Lake Phalen Regional Park—Saint Paul

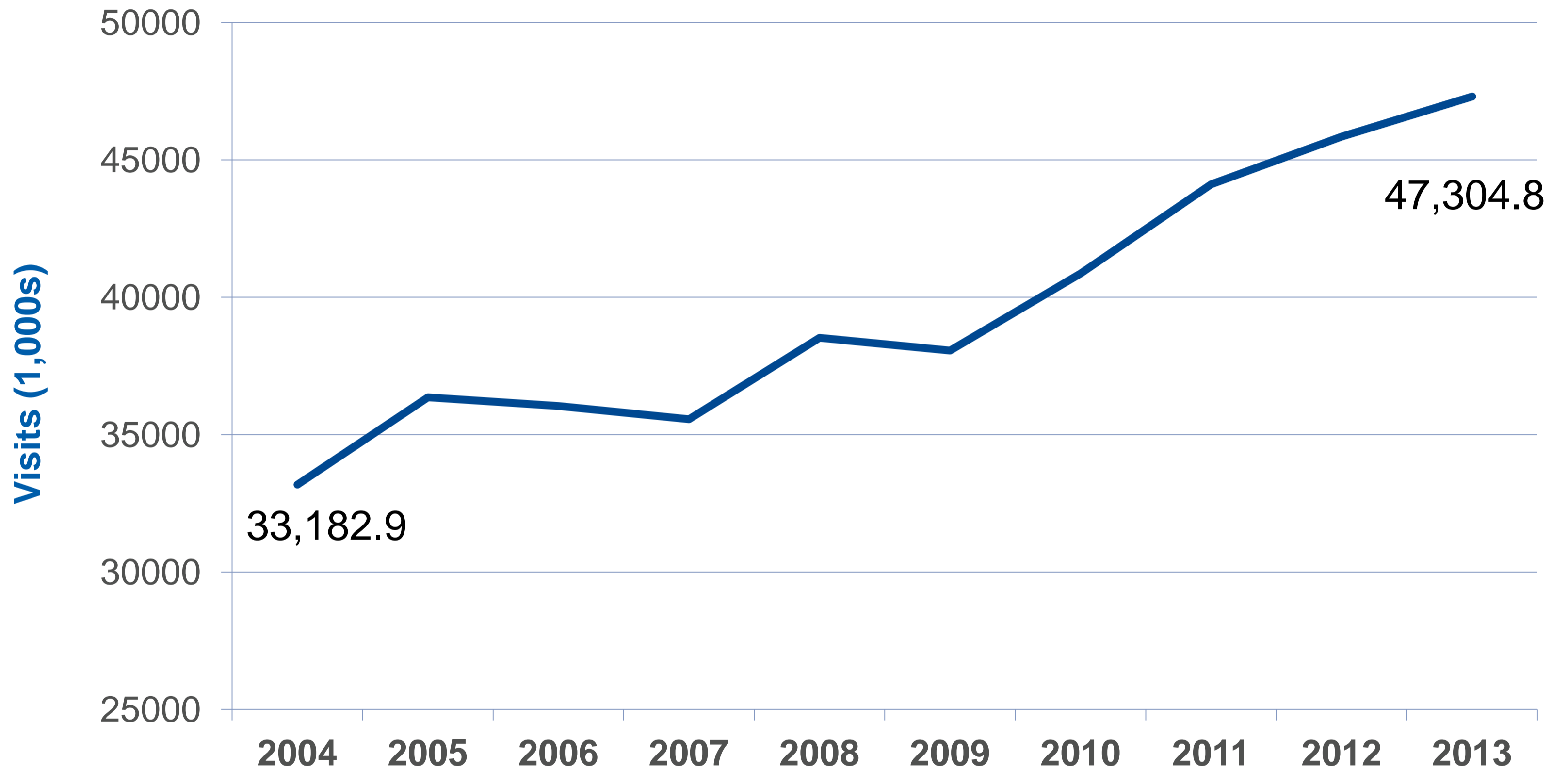


Big Marine Regional Park—Washington County

Results: 2013 Use Estimate

47,304,800 visits

Total Annual Visits: 2004 to 2013



Most Frequently Visited Parks in Regional Parks System

<i>Park/Reserve/Trail</i>	<i>2013 Visits</i>
Minneapolis Chain of Lakes Regional Park	5,094,400
Como Regional Park, Zoo and Conservatory Special Recreation Feature	4,476,100
Mississippi Gorge Regional Park	2,568,300
Central Mississippi Riverfront Regional Park	2,012,400
Phalen-Keller Regional Park	1,613,600

Comparison of 2012 and 2013 visitation

Agency	2012 (1,000's)	2013 (1,000's)	% change
Minneapolis	15,223.9	15,976.6	4.9%
Saint Paul	9,710.5	9,455.6	-2.6%
Three Rivers (Hennepin Co.)	8,995.1	9,390.4	4.4%
Ramsey	4,291.5	4,657.2	8.5%
Anoka	3,152.0	3,178.2	0.8%
Washington	1,520.7	1,567.6	3.1%
Dakota	1,034.0	1,038.0	0.4%
Bloomington	715.1	742.2	3.8%
Carver	582.6	614.7	5.5%
Three Rivers (Scott County)	328.5	325.6	-0.9%
Scott County	290.0	358.9	23.8%
Total	45,843.8	47,304.8	3.2%

2013 Visitation by Agency

