



2023 Agricultural Preserves Program

2023 Program Report



June 17th, 2024

MacKenzie Young-Walters

metro council.org

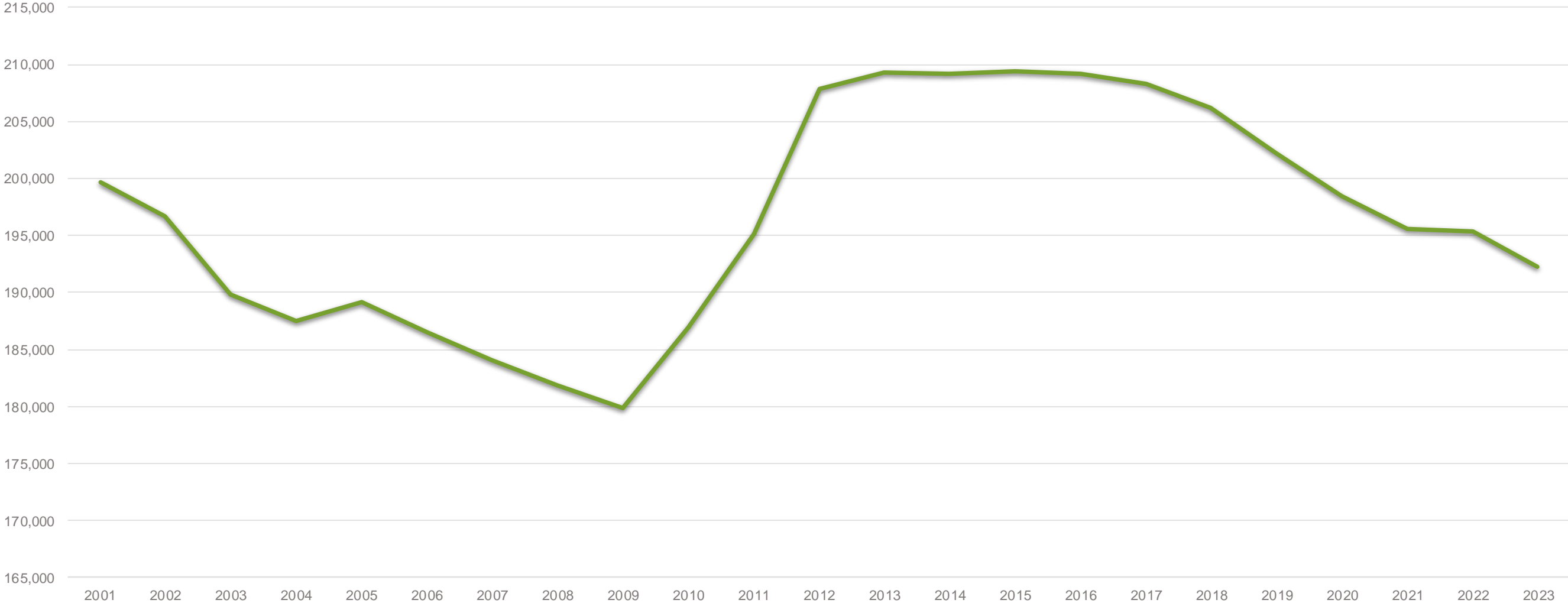
Overview

- Program Establishment; MN Statute 473H
- Local Comprehensive Planning
 - Communities designate Ag. areas
- Eligibility for enrollment
 - 40+ acres, some exceptions
- Enrollment process
 - Owner applies
 - Local authorities approve enrollment
 - Counties handle taxes
- Program benefits
 - Minimum \$1.50 an acre tax credit.
 - No assessments.
- Termination
 - After 8 years owner can request early exit (local gov. must approve).
 - Otherwise, owner or gov can give 8-year notice.

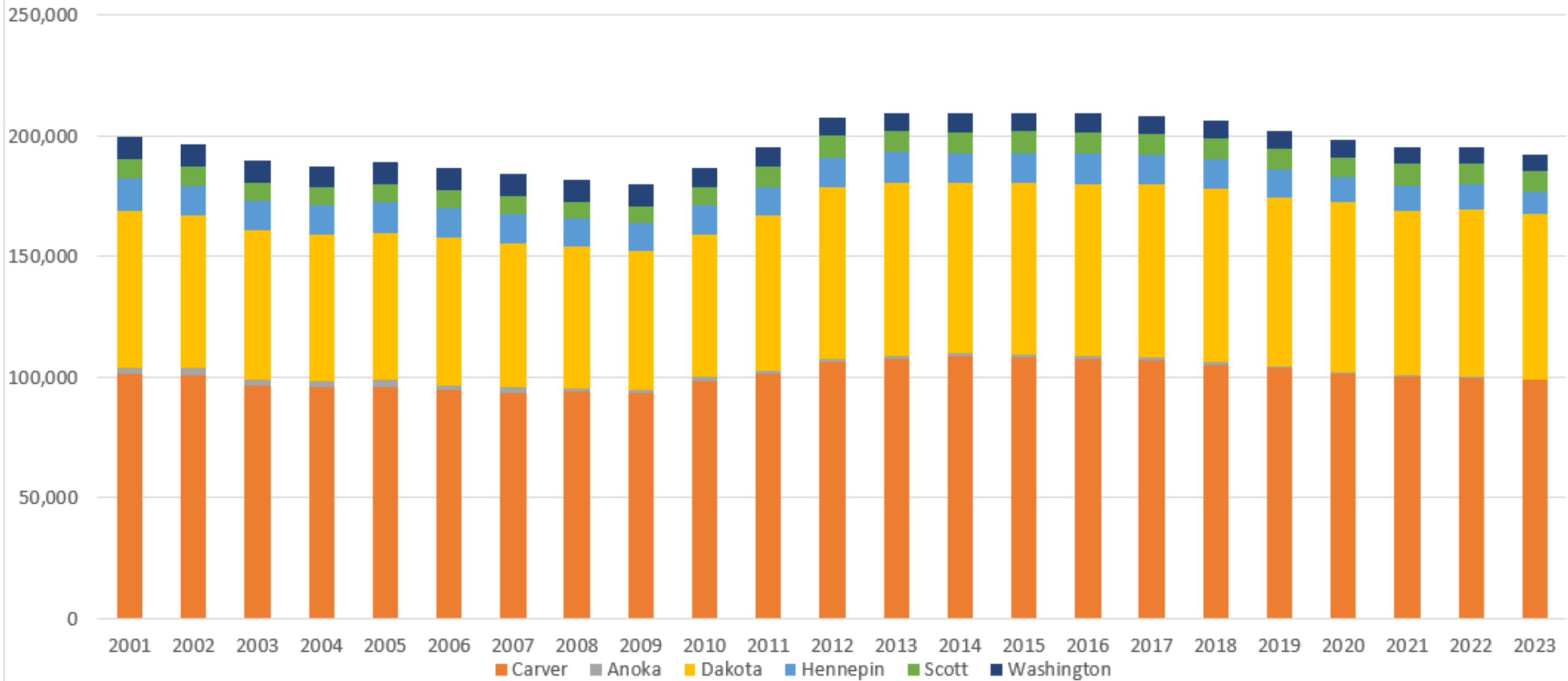


Enrollment Trends

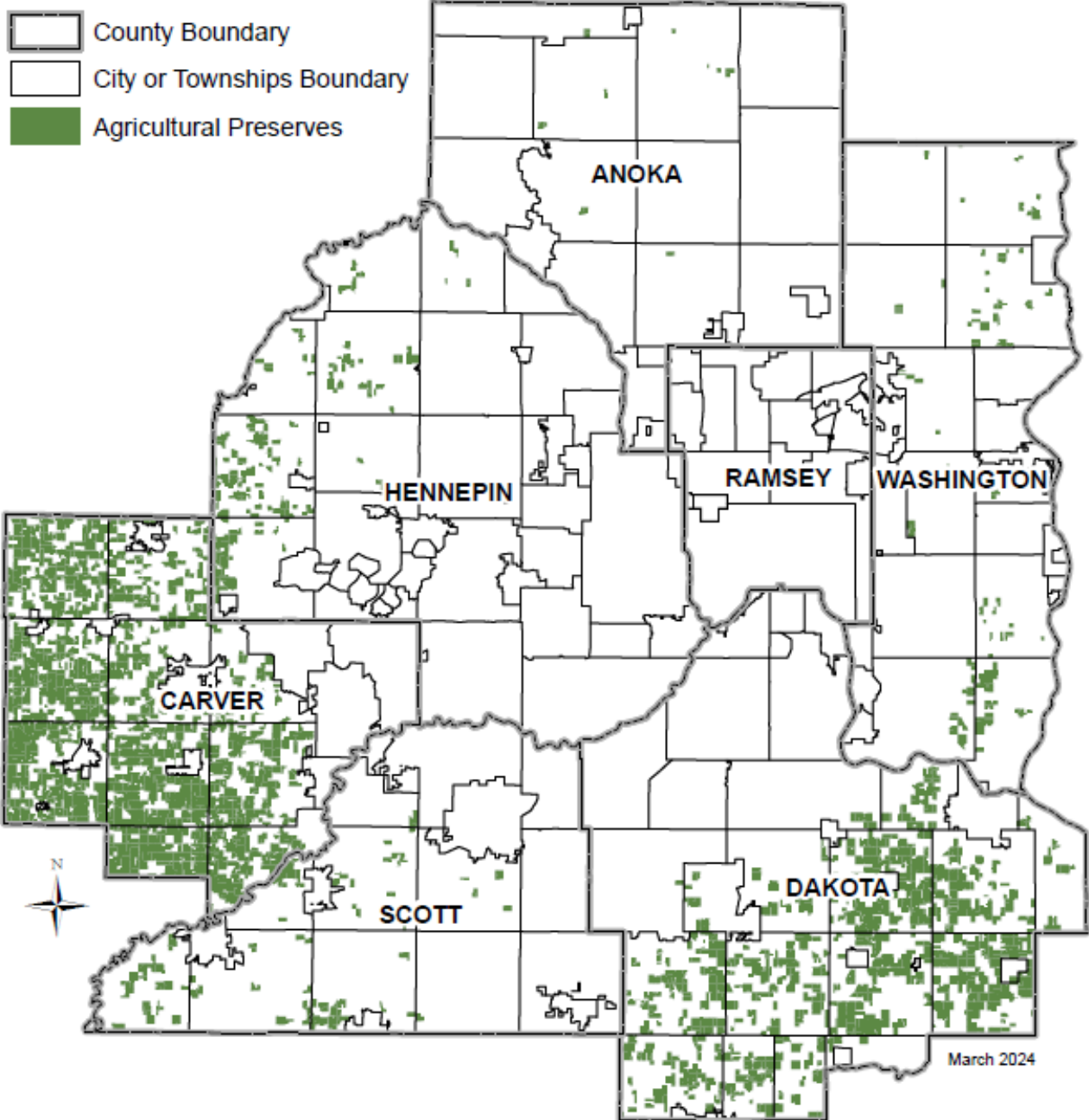
Ag Preserves Total Acreage



Enrollment Trends by County



2023 Enrolled Parcels



County	2023 Acres Enrolled
Anoka	468
Carver	98,757
Dakota	68,277
Hennepin	9,525
Scott	8,610
Washington	6,633
Total (Acres)	192,271

Funding



Table 1. County and State Conservation Accounts

County	2023 Acres Enrolled	2022 County Conservation Account Revenue	Credits Reimbursed From County Account	Tax Credits Amount Left in County Conservation Account	Reimbursed From State Conservation Fund and State General Fund
Metropolitan Counties					
Anoka	468.22	\$ 61,020.50	\$ 708.38	\$ 60,312.12	\$ -
Carver	98,757.40	\$ 21,203.50	\$ 21,203.50	\$ -	\$ 126,934.35
Dakota	68,276.86	\$ 69,752.50	\$ 69,752.50	\$ -	\$ 36,990.72
Hennepin	9,525.18	\$ 193,975.50	\$ 60,855.25	\$ 133,120.25	\$ -
Ramsey	0.00	\$ 69,335.50	\$ -	\$ 69,335.50	\$ -
Scott	8,610.05	\$ 26,030.50	\$ 12,915.92	\$ 13,114.58	\$ -
Washington	6,633.00	\$ 50,640.00	\$ 9,949.72	\$ 40,690.28	\$ -
Total	192,270.71	\$ 491,958.00	\$ 175,385.27	\$ 316,572.73	\$ 163,925.07
Note: The full amount was paid from the state conservation fund, with nothing paid from the state general fund.					

Source: Minnesota Department of Revenue



Questions?

MacKenzie Young-Walters

Senior Planner

Local Planning Assistance

MacKenzie.Young-Walters@metc.state.mn.us

