

# Management Committee Financial Report 3<sup>rd</sup> Quarter, 2015

Management Committee  
November 18, 2015

# Operating Reserves

	Projected YE Reserve		Minimum Target	Target %
General Fund	\$10,724	😊	\$5,791	10%
HRA	8,790	😊	5,070	8.3%
Environmental Services	17,522	😊	12,572	10%
<b><u>Metro Transit</u></b>				
Bus	52,531	😊	25,434	8.3-12.5%
Light Rail	11,735		5,599	
Commuter Rail	3,612		1,462	
<b><u>MTS</u></b>				
Trans Planning	1,657	😊	2,330	31.5%
Metro Mobility	9,519		6,223	10%
Contracted Svcs.	6,316		2,712	10%

\$ in thousands



# Investment Portfolio Balances

	3rd Quarter 2013	3rd Quarter 2014	3rd Quarter 2015
Short-term	\$ 114.0	\$ 164.8	\$ 236.7
Long-term	394.0	462.3	403.4
OPEB	160.7	194.1	193.4
<b>Total</b>	<b>\$ 668.7</b>	<b>\$ 821.2</b>	<b>\$ 833.5</b>

# General Fund Operating

	2015 YTD Results	% Budget	Projected Year End	2015 Budget
Revenues	\$ 7,583	63%	12,272	12,097
Expenses	36,838	64%	55,376	57,909
Transfers	30,488	70%	42,679	43,407
Change	1,233		(425)	(2,405)
Beg Balance			15,410	
Assigned/Committed Balance			(4,261)	
Ending Reserve Balance			\$ 10,724	
Target			\$ 5,791	

\$ in thousands



# General Fund Operating

Assigned/Committed Balances	Projected Year End
Risk: Self Insure (Errors and Omissions)	\$1,500
Compensated Absences (Accrued Leave)	2,369
Regional Water Supply Program	392
	<hr/> \$4,261

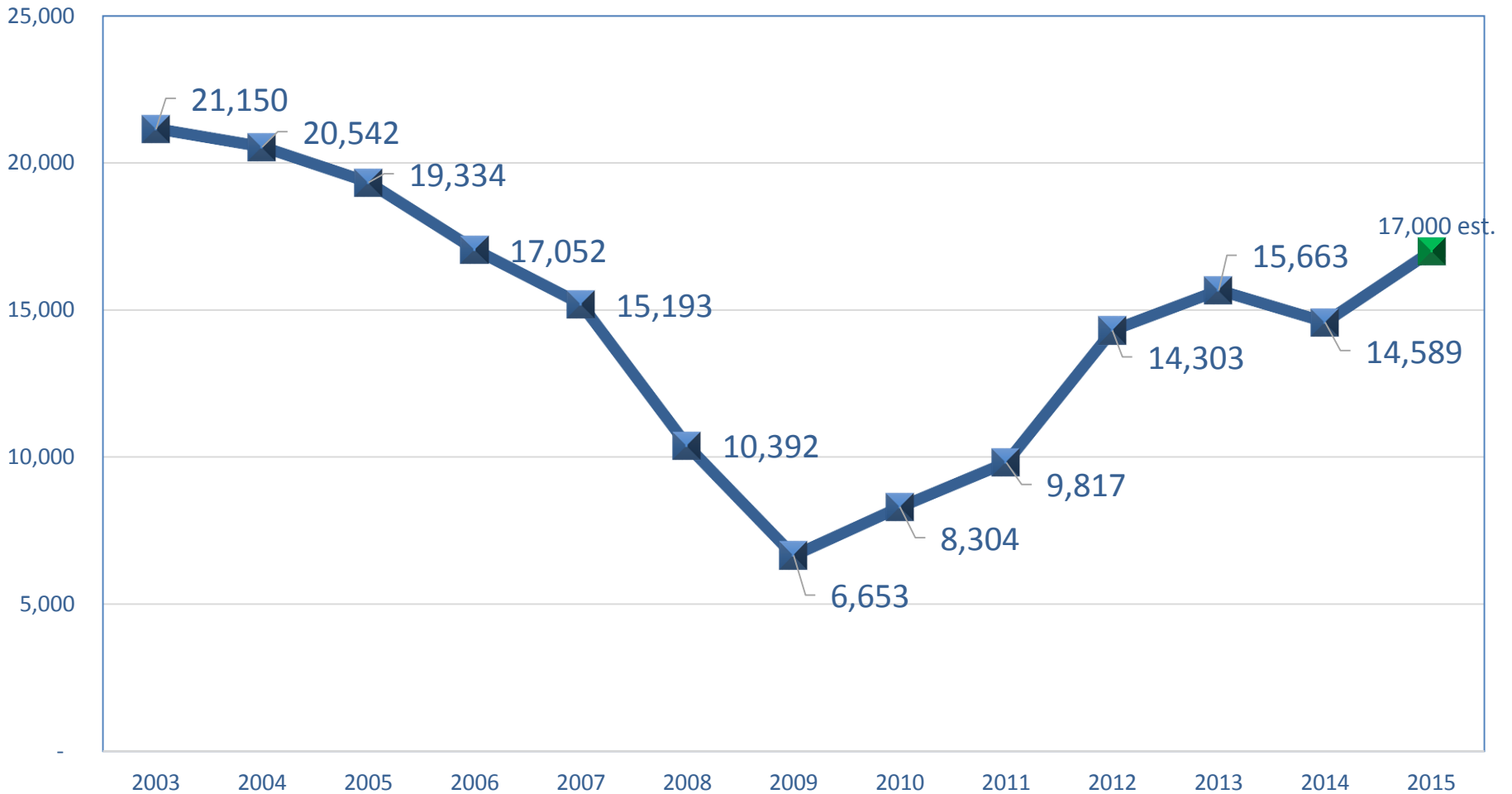
# Environmental Services Operating

	2015 YTD Results	% Budget	Projected Year End	2015 Budget
Revenues	\$ 152,186	72%	209,068	211,603
Expenses	81,959	65%	122,325	125,720
Transfers	(67,196)	77%	(86,698)	(86,844)
Change	3,031		45	(961)
Beg Balance			17,477	
Ending Reserve Balance			\$ 17,522	
Target			\$ 12,572	

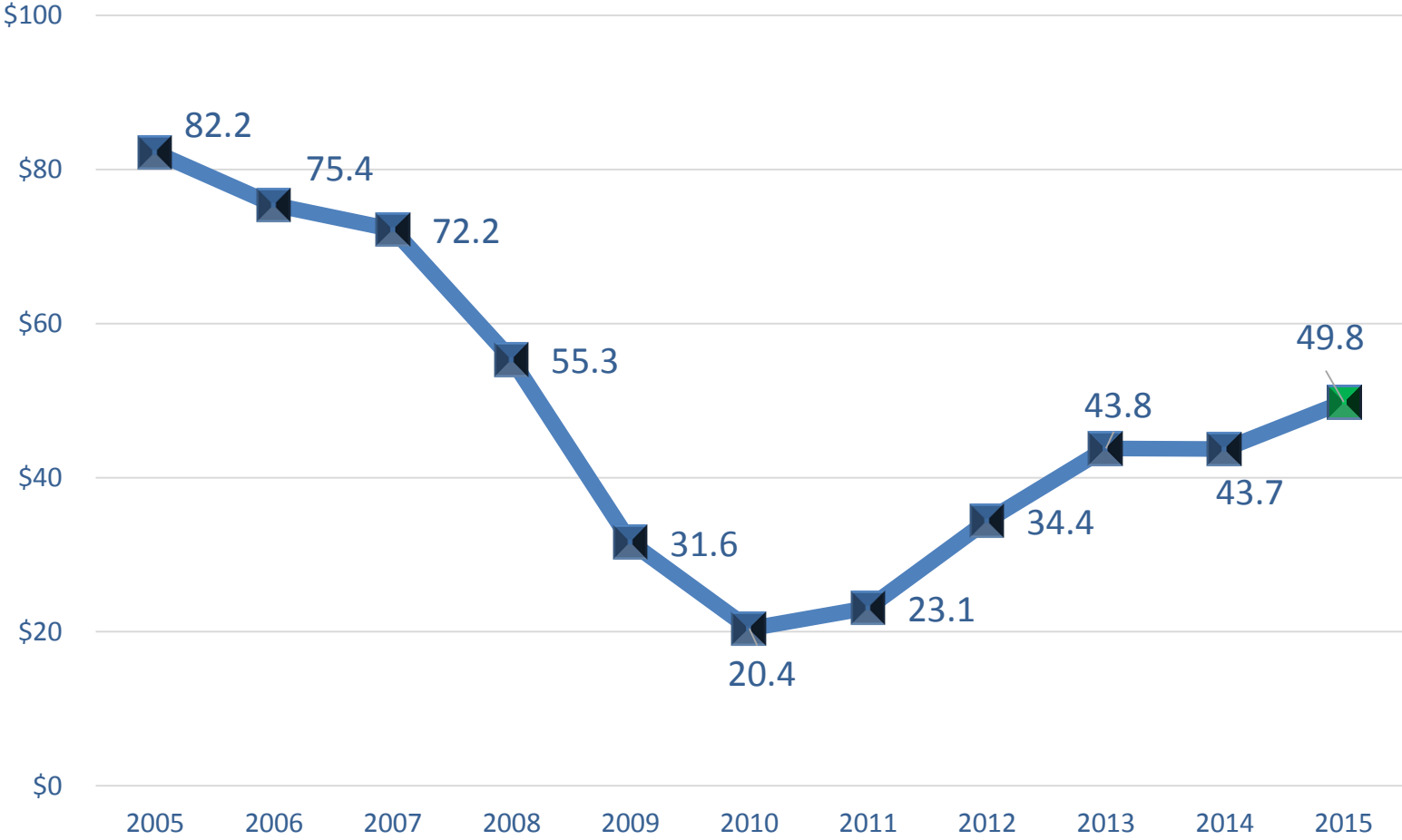
\$ in thousands



# SAC Units Recovery

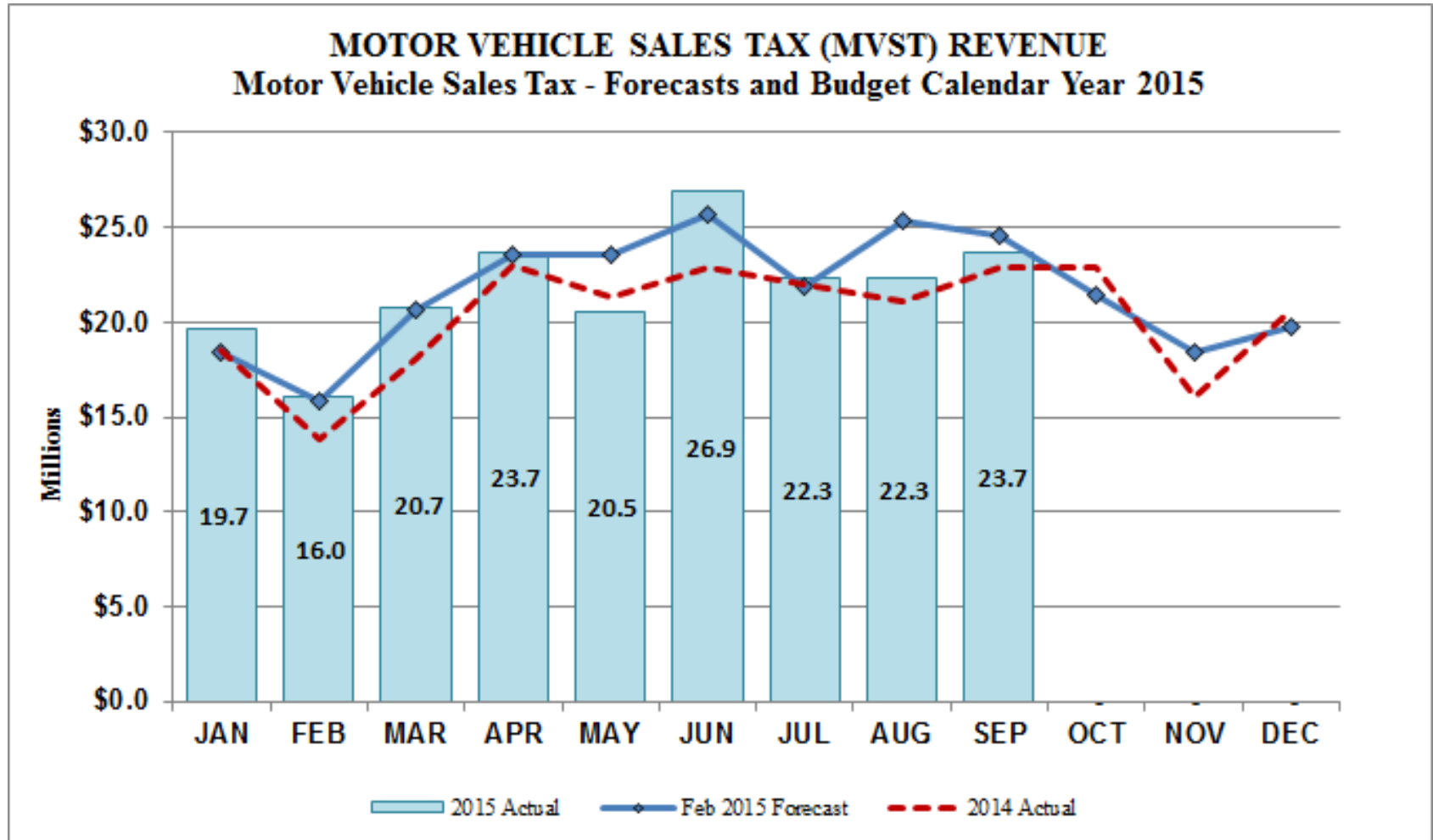


# SAC Reserve Balance

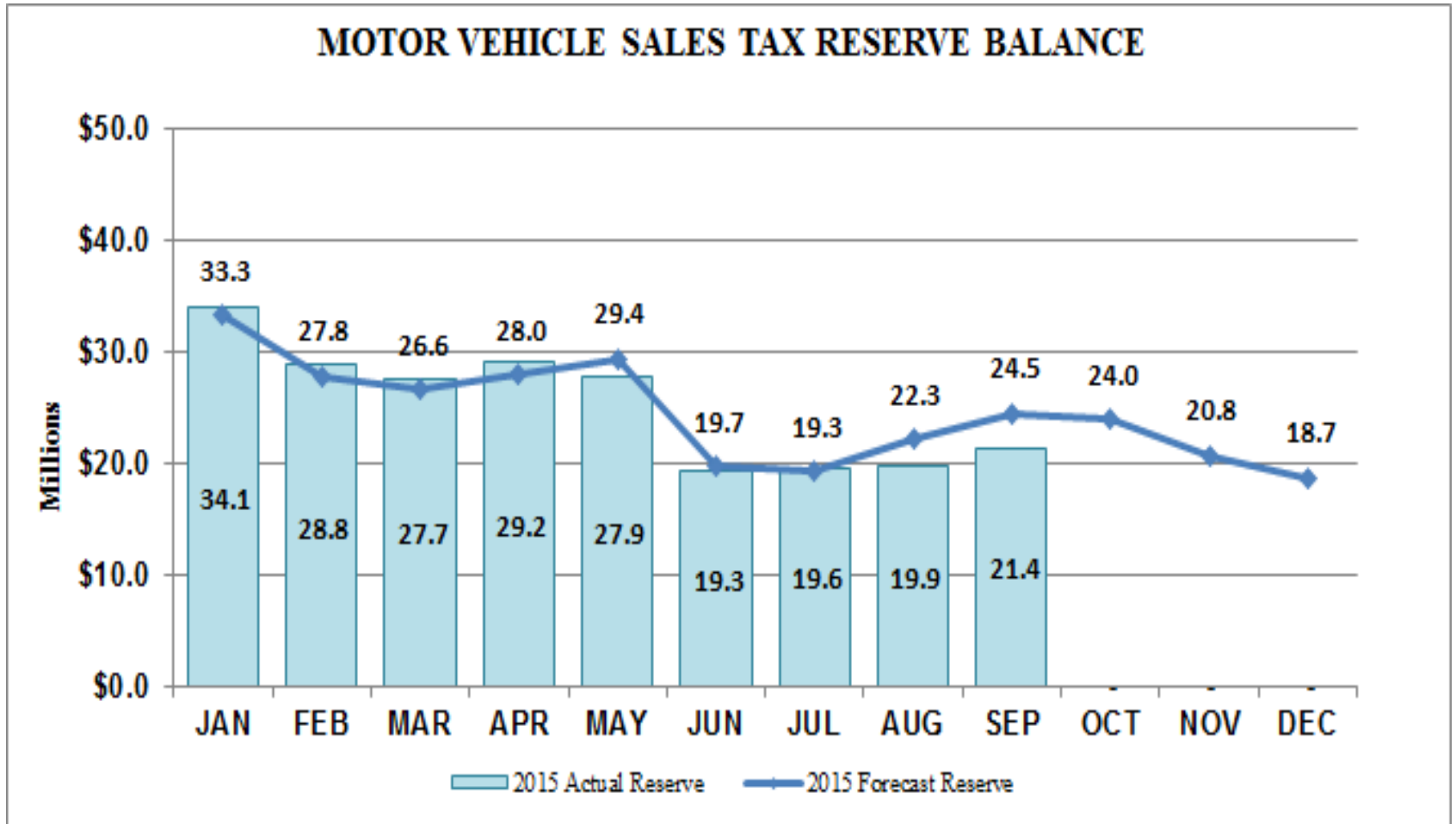




# Motor Vehicle Sales Tax Revenues



# Motor Vehicle Sales Tax Reserve Balance



# Metro Transit Bus Operations

	2015 YTD Results	% Budget	Projected Year End	2015 Budget
Revenues	\$ 209,921	74%	280,545	283,107
Expenses	200,824	69%	278,684	292,505
Transfers	3,705	131%	4,308	2,831
Change	12,802		6,169	(6,567)
Beg Balance			46,362	
Ending Reserve Balance			\$ 52,531	
Target (minimum)			\$ 25,434	

\$ in thousands



# Metro Transit LRT Operations

	2015 YTD Results	% Budget	Projected Year End	2015 Budget
Revenues	\$ 54,321	79%	72,540	69,066
Expenses	35,493	65%	53,886	54,748
Transfers	(10,625)	84%	(14,222)	(12,709)
Change	8,203		4,432	1,609
Beg Balance			7,303	
Ending Reserve Balance			\$ 11,735	
Target			\$ 5,599	

\$ in thousands



# Metro Transit Commuter Rail

	2015 YTD Results	% Budget	Projected Year End	2015 Budget
Revenues	\$ 11,014	76%	14,617	14,587
Expenses	10,882	67%	15,620	16,249
Transfers	(1,219)	89%	(1,580)	(1,366)
Change	(1,087)		(2,583)	(3,028)
Beg Balance			6,195	
Ending Reserve Balance			\$ 3,612	
Target			\$ 1,462	

\$ in thousands

