

Management Committee Financial Report Mid-Year 2015

Management Committee
August 12, 2015

Operating Reserves

	Projected YE Reserve		Minimum Target	Target %
General Fund	\$10,163	😊	\$5,706	10%
HRA	8,291	😊	5,070	8.3%
Environmental Services	17,339	😊	12,372	10%
<u>Metro Transit</u>				
Bus	45,735	😊	25,379	8.3-12.5%
Light Rail	10,539		5,595	
Commuter Rail	3,834		1,462	
<u>MTS</u>				
Trans Planning	1,985	😊	1,983	31.5%
Metro Mobility	20,122		6,223	10%
Contracted Svcs.	6,325		2,712	10%

\$ in thousands

Investment Portfolio Balances

	2nd Quarter 2013	2nd Quarter 2014	2nd Quarter 2015
Short-term	\$ 45.9	\$ 135.1	\$ 10.2
Long-term	395.6	459.4	398.8
OPEB	151.5	191.9	206.6
Total	\$ 593.0	\$ 786.4	\$ 615.6

General Fund Operating

	2015 YTD Results	% Budget	Projected Year End	2015 Budget
Revenues	\$ 568	5%	12,099	12,097
Expenses	22,328	39%	56,191	57,059
Transfers	17,787	41%	43,106	43,406
Change	(3,973)		(986)	(1,556)
Beg Balance			15,410	
Assigned/Committed Balance			(4,261)	
Ending Reserve Balance			\$ 10,163	
Target			\$ 5,706	

\$ in thousands



General Fund Operating

Assigned/Committed Balances	Projected Year End
Risk: Self Insure (Errors and Omissions)	\$1,500
Compensated Absences (Accrued Leave)	2,369
Regional Water Supply Program	392
	<hr/>
	\$4,261

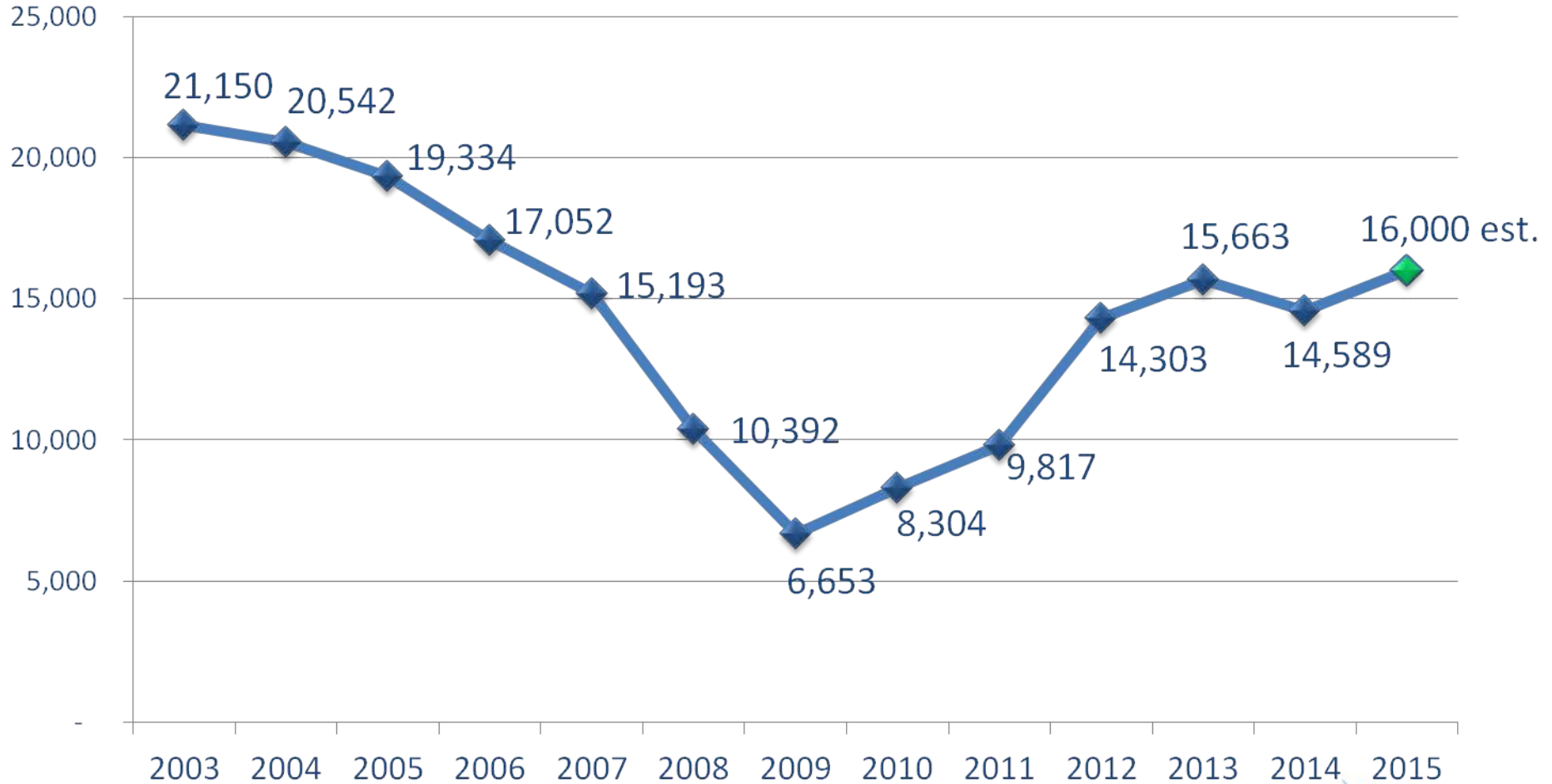
Environmental Services Operating

	2015 YTD Results	% Budget	Projected Year End	2015 Budget
Revenues	\$ 99,929	48%	208,396	209,603
Expenses	50,880	41%	121,716	123,720
Transfers	(44,180)	51%	(86,818)	(86,844)
Change	4,869		(138)	(961)
Beg Balance			17,477	
Ending Reserve Balance			\$ 17,339	
Target			\$ 12,372	

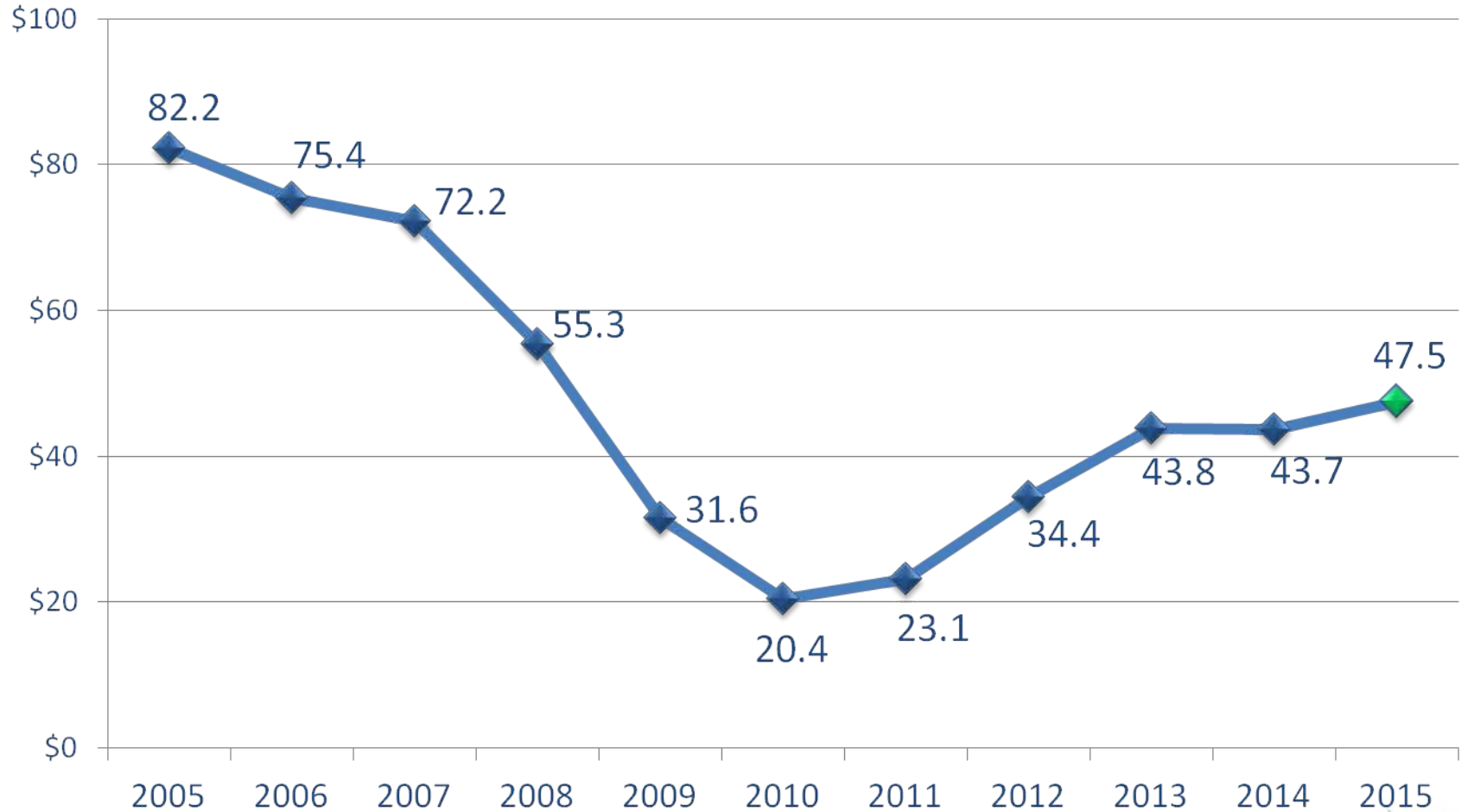
\$ in thousands



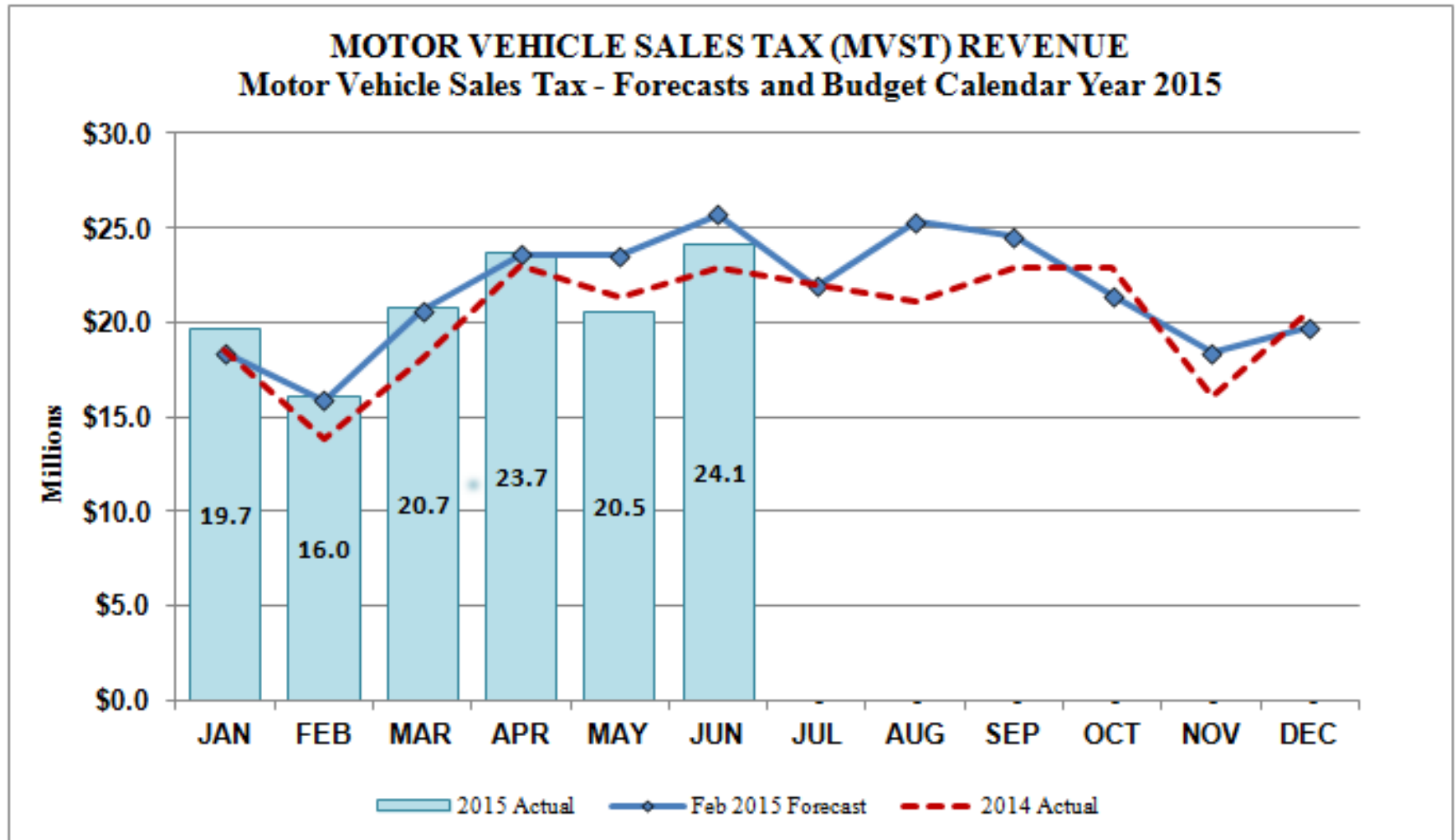
SAC Units Recovery



SAC Reserve Balance



Motor Vehicle Sales Tax Revenues



Metro Transit Bus Operations

	2015 YTD Results	% Budget	Projected Year End	2015 Budget
Revenues	\$ 138,234	49%	279,925	281,207
Expenses	135,327	46%	283,678	292,178
Transfers	3,097	98%	3,126	3,166
Change	6,004		(627)	(7,805)
Beg Balance			46,362	
Ending Reserve Balance			\$ 45,735	
Target (minimum)			\$ 25,379	

\$ in thousands



Metro Transit LRT Operations

	2015 YTD Results	% Budget	Projected Year End	2015 Budget
Revenues	\$35,582	52%	70,936	69,039
Expenses	24,129	47%	51,399	51,500
Transfers	(6,235)	39%	(16,301)	(15,914)
Change	5,218		3,236	1,625
Beg Balance			7,303	
Ending Reserve Balance			\$ 10,539	
Target			\$ 5,595	

\$ in thousands



Metro Transit Commuter Rail

	2015 YTD Results	% Budget	Projected Year End	2015 Budget
Revenues	\$ 7,218	49%	14,513	14,587
Expenses	6,531	40%	15,471	16,249
Transfers	(751)	55%	(1,403)	(1,361)
Change	(64)		(2,361)	(3,023)
Beg Balance			6,195	
Ending Reserve Balance			\$ 3,834	
Target			\$ 1,462	

\$ in thousands

