






Management Committee Financial Report 4th Quarter, 2016

Management Committee
April 12, 2017

Operating Reserves

	2016 Year End Reserve		Minimum Target	Target %
General Fund	\$13,176		\$ 6,242	10%
HRA	10,376		5,076	8.3%
Environmental Services	24,617		13,452	10%
<u>Metro Transit</u>				
Bus	45,762		26,187	8.3-12.5%
Light Rail	18,813		5,868	
Commuter Rail	5,886		1,544	
<u>MTS</u>				
Trans Planning	4,616		2,516	31.5%
Metro Mobility	11,639		6,261	10%
Contracted Svcs.	3,354		2,756	10%

\$ in thousands



Environmental Services Operating

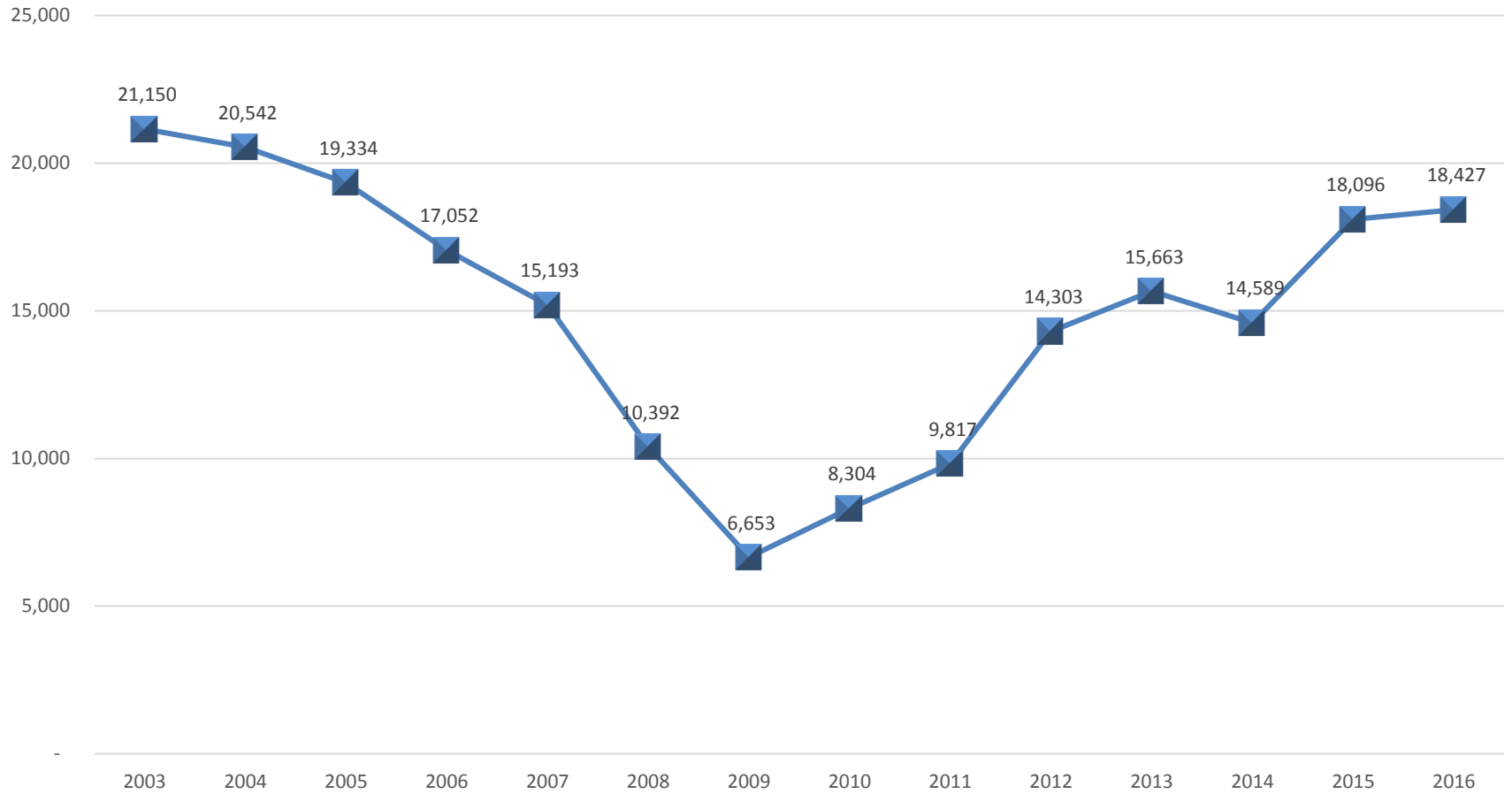
	2016 Budget	% Budget	2016 YTD Results	Variance
Revenues	\$ 225,485	99%	222,285	(3,200)
Expenses	134,522	94%	125,984	8,538
Transfers	(91,797)	100%	(91,814)	(17)
Change	(834)		4,487	5,321
Beg Balance			20,130	
Ending Reserve Balance			\$ 24,617*	
Target			\$ 13,452	

❖ \$2.1M of reserve balance is for water supply planning

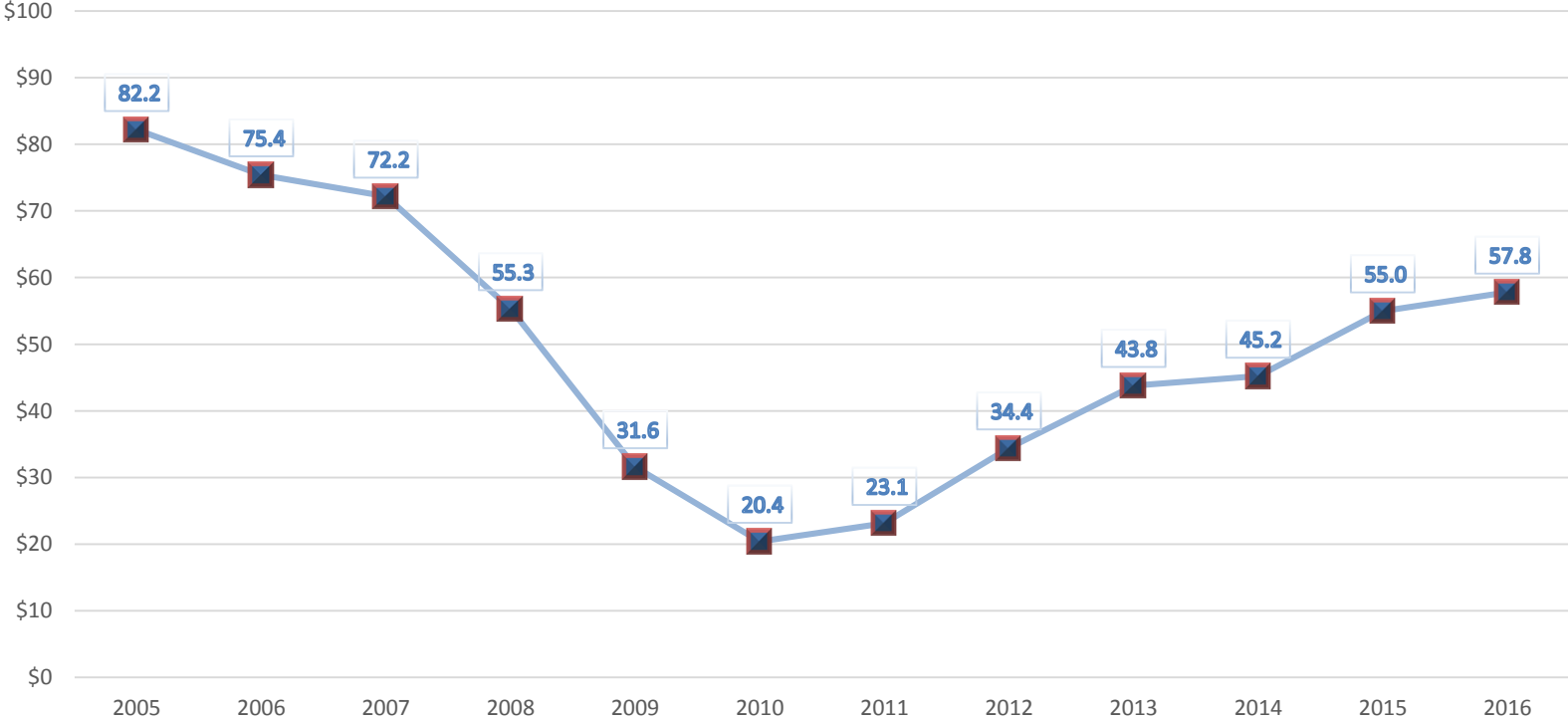


\$ in thousands

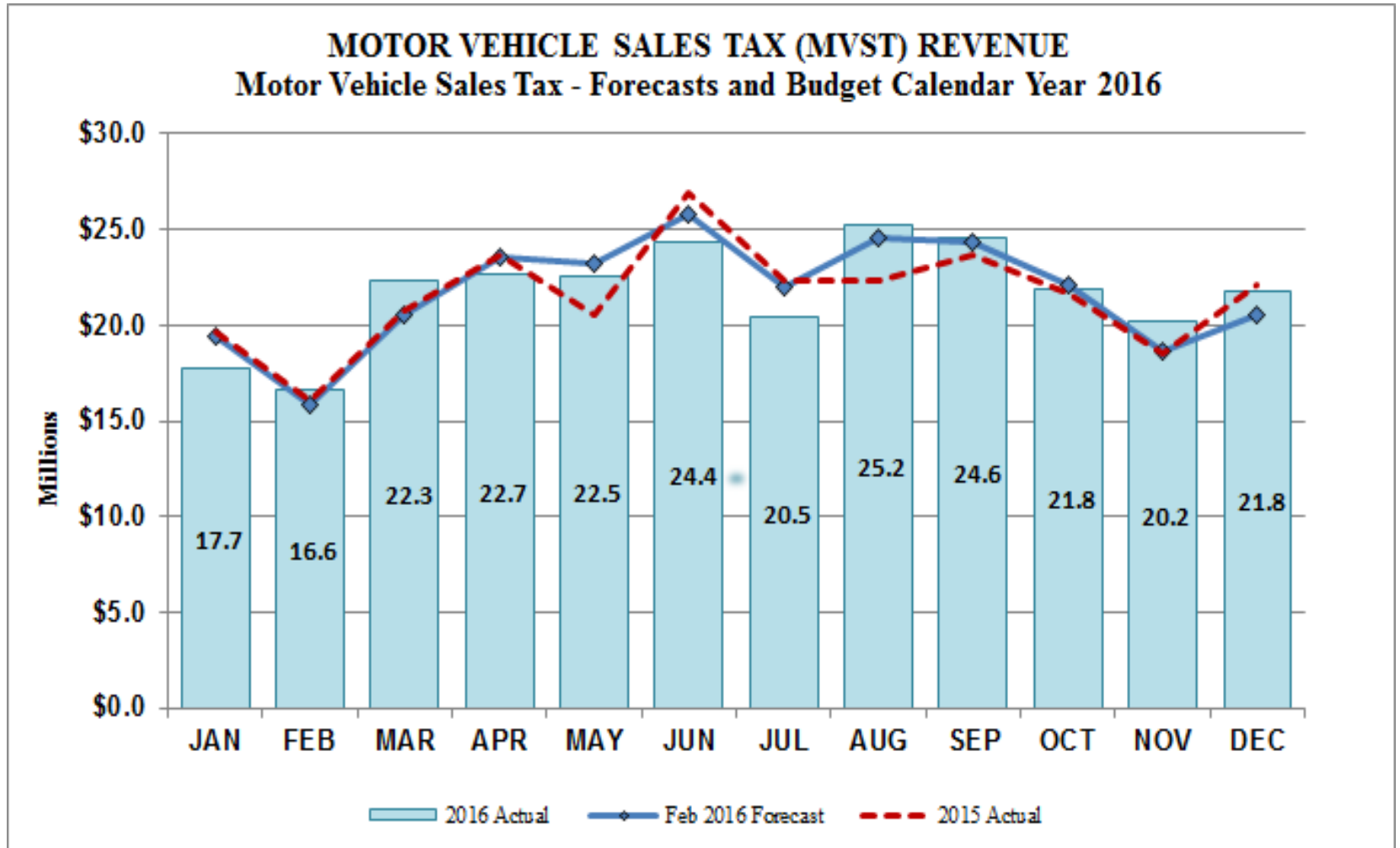
SAC Units Recovery



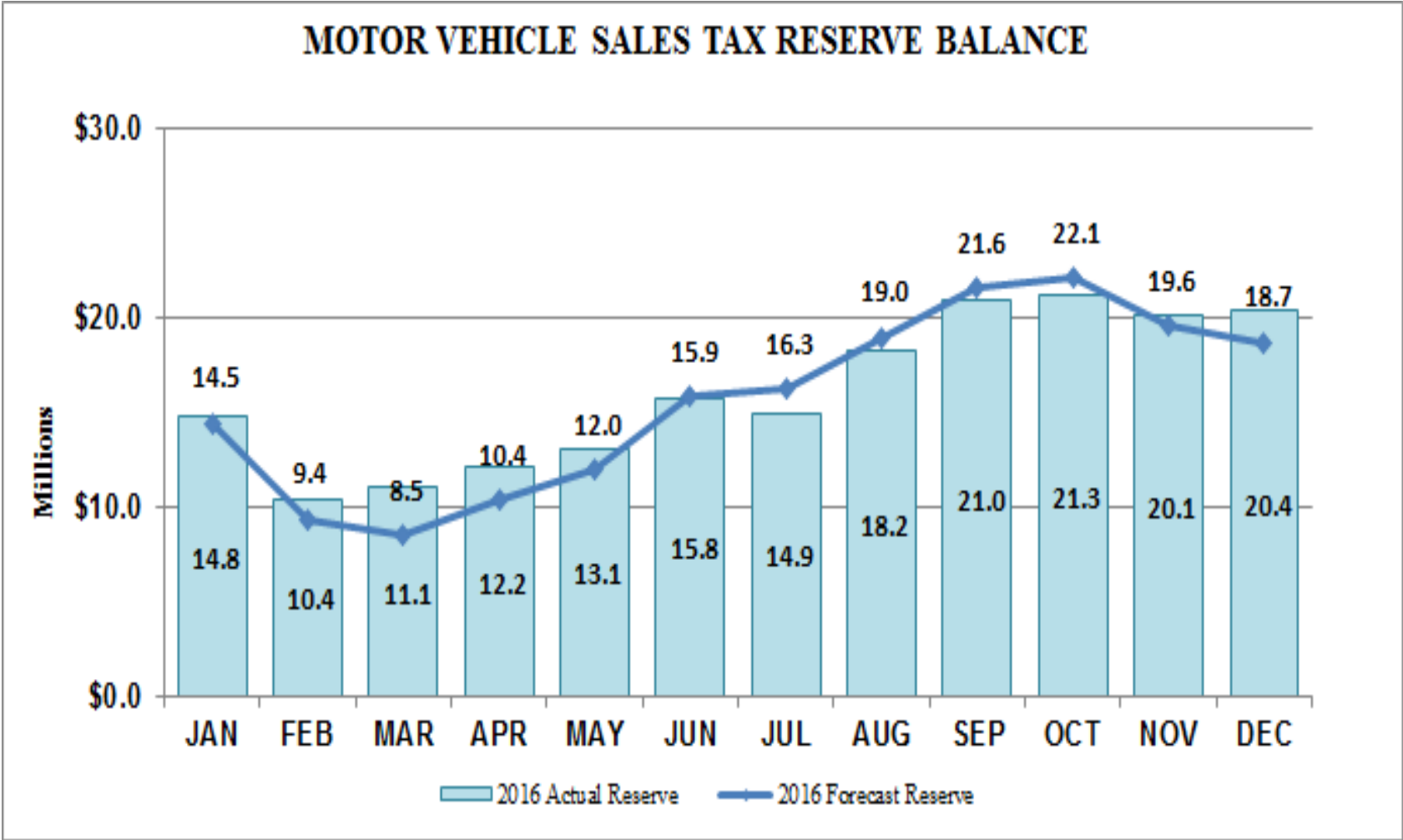
SAC Reserve Balance



Motor Vehicle Sales Tax Revenues



Motor Vehicle Sales Tax Reserve Balance



Metro Transit Bus Operations

	2016 Budget	% Budget	2016 YTD Results	Variance
Revenues	\$ 293,174	101%	295,239	2,065
Expenses	306,500	94%	288,259	18,241
Transfers	(7,501)	128%	(9,634)	(2,133)
Change	(20,827)		(2,654)	18,173
Beg Balance			48,416	
Ending Reserve Balance			\$ 45,762*	
Target (minimum)			\$ 26,187	

❖ Includes \$5.6 of TOD

\$ in thousands



Metro Transit LRT Operations

	2016 Budget	% Budget	2016 YTD Results	Variance
Revenues	\$ 70,699	102%	71,991	1,292
Expenses	58,793	93%	54,871	3,922
Transfers	(11,905)	99%	(11,791)	114
Change	1		5,329	5,328
Beg Balance			13,484	
Ending Reserve Balance			\$ 18,813	
Target			\$ 5,868	

\$ in thousands



Metro Transit Commuter Rail

	2016 Budget	% Budget	2016 YTD Results	Variance
Revenues	\$ 18,604	98%	18,173	(431)
Expenses	17,358	89%	15,395	1,963
Transfers	(1,246)	106%	(1,316)	(70)
Change	0		1,462	1,462
Beg Balance			4,424	
Ending Reserve Balance			\$ 5,886	
Target			\$ 1,544	

\$ in thousands



General Fund Operating

	2016 Budget	% Budget	2016 YTD Results	Variance
Revenues	\$ 14,980	102%	15,273	293
Expenses	62,416	96%	60,083	2,333
Transfers	43,225	103%	44,568	1,343
Change	(4,211)		(242)	(3,969)
Beg Balance			19,153	
Assigned/Committed Balance			(4,726)	
Carry Forward - Amendment			(1,009)	
Ending Reserve Balance			\$ 13,176	
Target			\$ 6,242	

\$ in thousands



General Fund Operating

Assigned/Committed Balances	Projected Year End
Risk: Self Insure (Errors and Omissions)	\$1,500
Compensated Absences (Accrued Leave)	2,599
Regional Water Supply Program	627
	<hr/>
	\$4,726

Other Post Employment Benefits

	Metro Transit	Environmental Services	Regional Admin	Total
Fair Market Value of Assets 12/31/2016	100.0	50.7	3.5	154.2
Cumulative Unrealized Gain	53.4	28.3	2.0	83.7
Total	153.4	79.0	5.5	237.9
Actuarial Accrued Liability				215.5
Explicit Portion				190.2

\$ in millions

