






# Management Committee Financial Report 2<sup>nd</sup> Quarter, 2018

Management Committee  
August 22, 2018

# Operating Reserves

	2018 Year End Reserve		Minimum Target	Target %
General Fund	\$12,033		\$ 7,126	10%
HRA	6,482		5,705	8.3%
Environmental Services	29,932		13,116	10%
<b><u>Metro Transit</u></b>				
Bus	79,787		27,150	8.3-12.5%
Light Rail	11,841		6,461	
Commuter Rail	4,395		1,622	
<b><u>MTS</u></b>				
Trans Planning	4,005		3,116	31.5%
Metro Mobility	17,281		7,309	10%
Contracted Svcs.	5,802		2,907	10%

\$ in thousands

# General Fund Operating

	2018 YTD Results	% Budget	Projected Year-End	2018 Budget
Revenues	\$ 1,076	7%	15,941	15,747
Expenses	28,468	40%	71,277	71,257
Transfers	19,756	37%	54,047	54,047
Change	(7,635)		(1,289)	(1,463)
Beg Balance			18,774	
Assigned/Committed Balance			(4,757)	
Ending Reserve Balance			\$ 12,033	
Target			\$ 7,126	

\$ in thousands



# General Fund Operating

Assigned/Committed Balances	Projected Year End
Risk: Self Insurance (Errors and Omissions)	\$1,500
Compensated Absences (Accrued Leave)	2,692
Regional Water Supply Program	565
	<hr/>
	\$4,757

# Environmental Services Operating

	2018 YTD Results	% Budget	Projected Year-End	2018 Budget
Revenues	\$ 120,629	51%	239,240	236,483
Expenses	53,816	41%	128,931	131,161
Transfers	(55,352)	49%	(113,492)	(113,492)
Change	11,461		(3,183)	(8,170)
Beg Balance			33,115	
Ending Reserve Balance			\$ 29,932*	
Target			\$ 13,116	

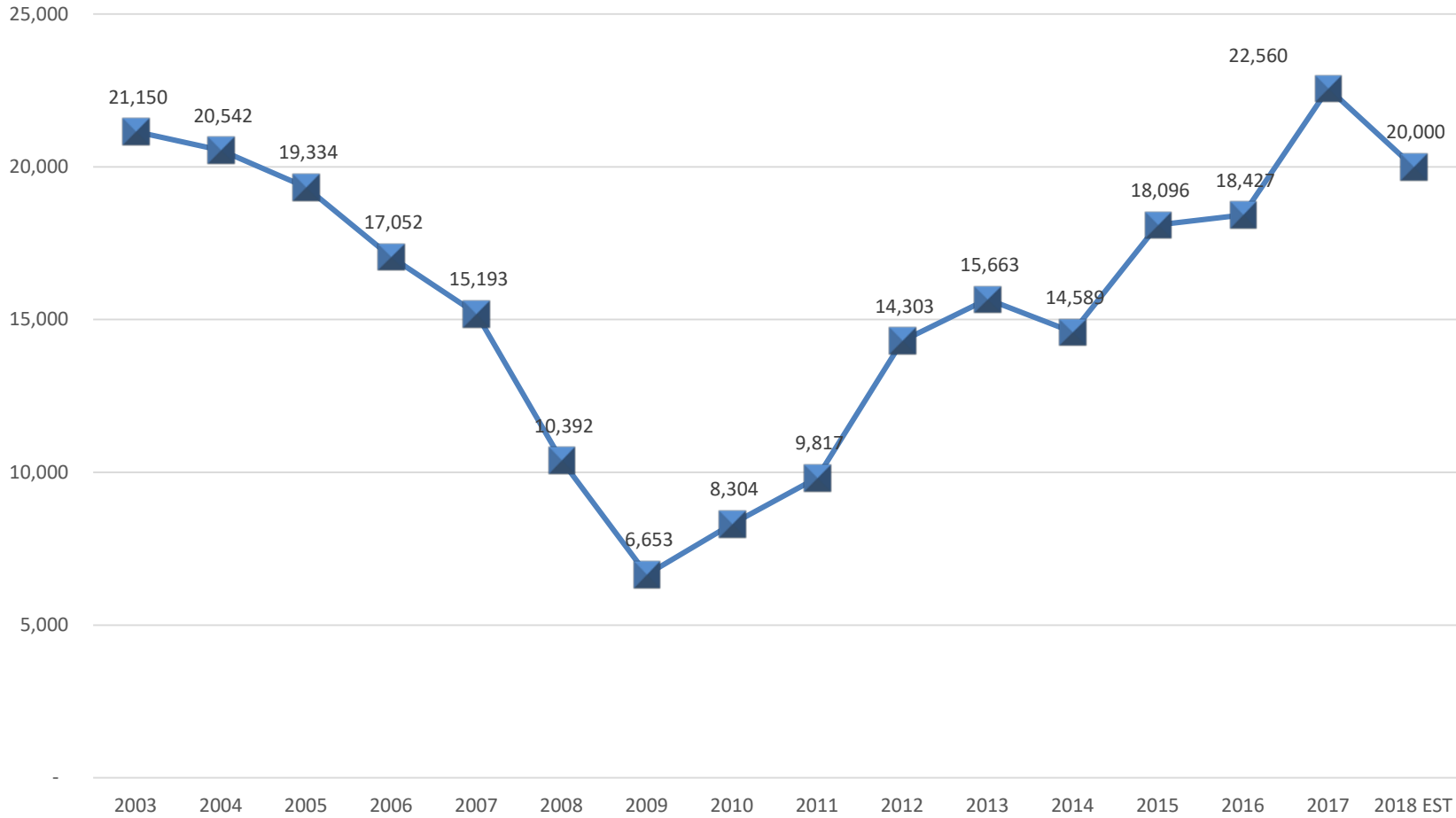
❖ \$2.1M of reserve balance is for water supply planning

\$ in thousands



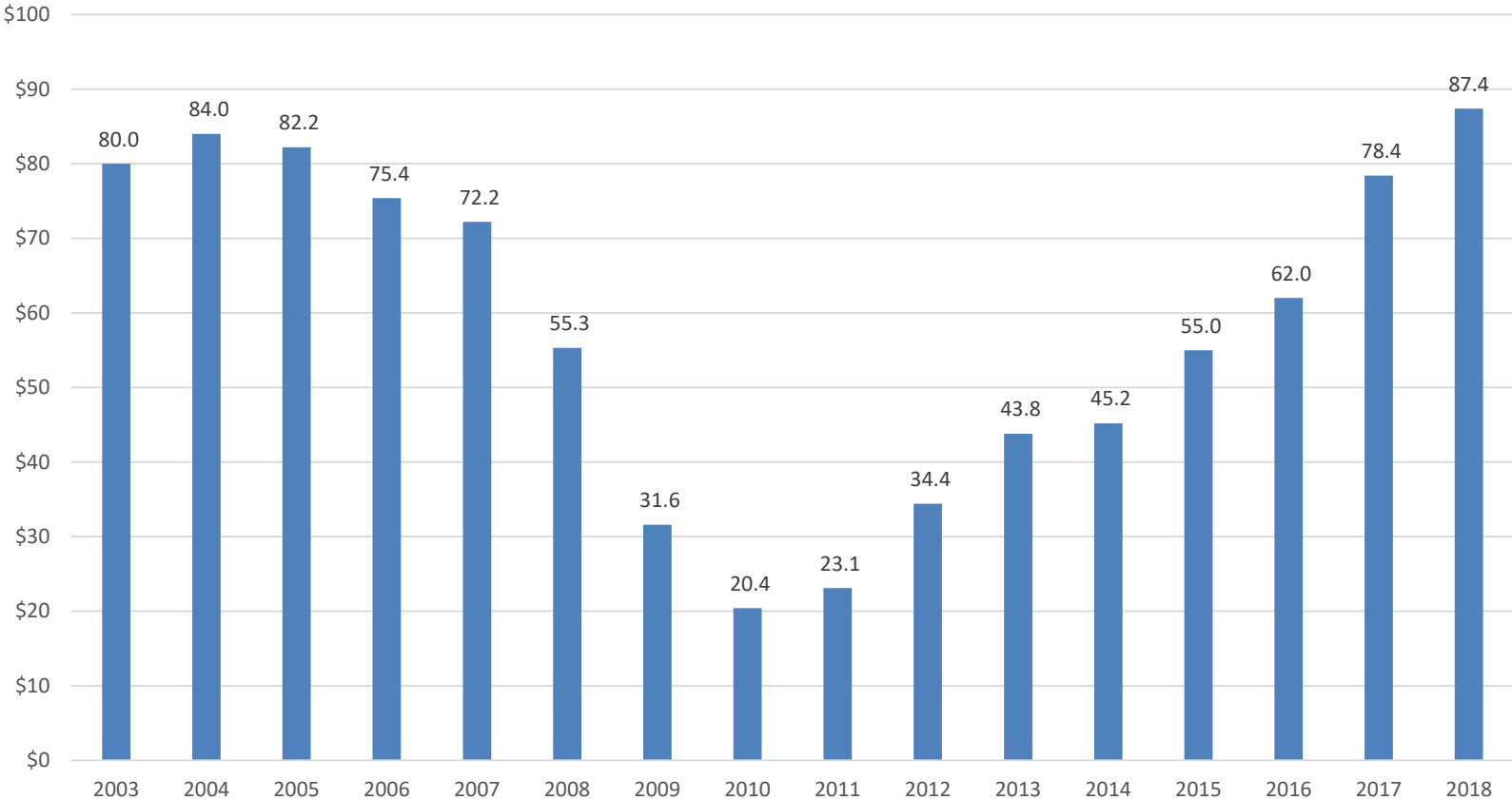
# SAC Units Recovery

SAC Units



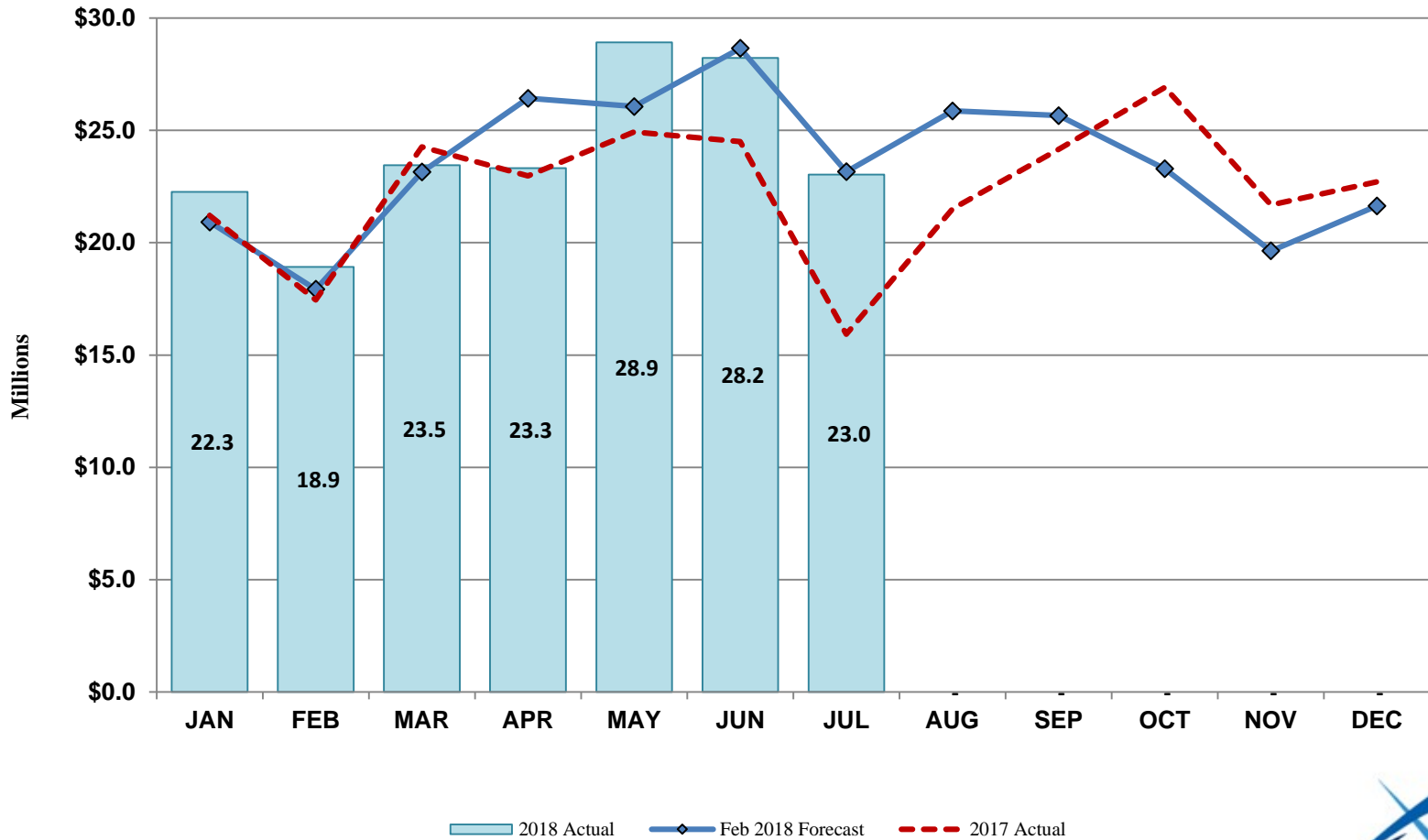
# SAC Reserve Balance

SAC Reserve



# Motor Vehicle Sales Tax Revenues

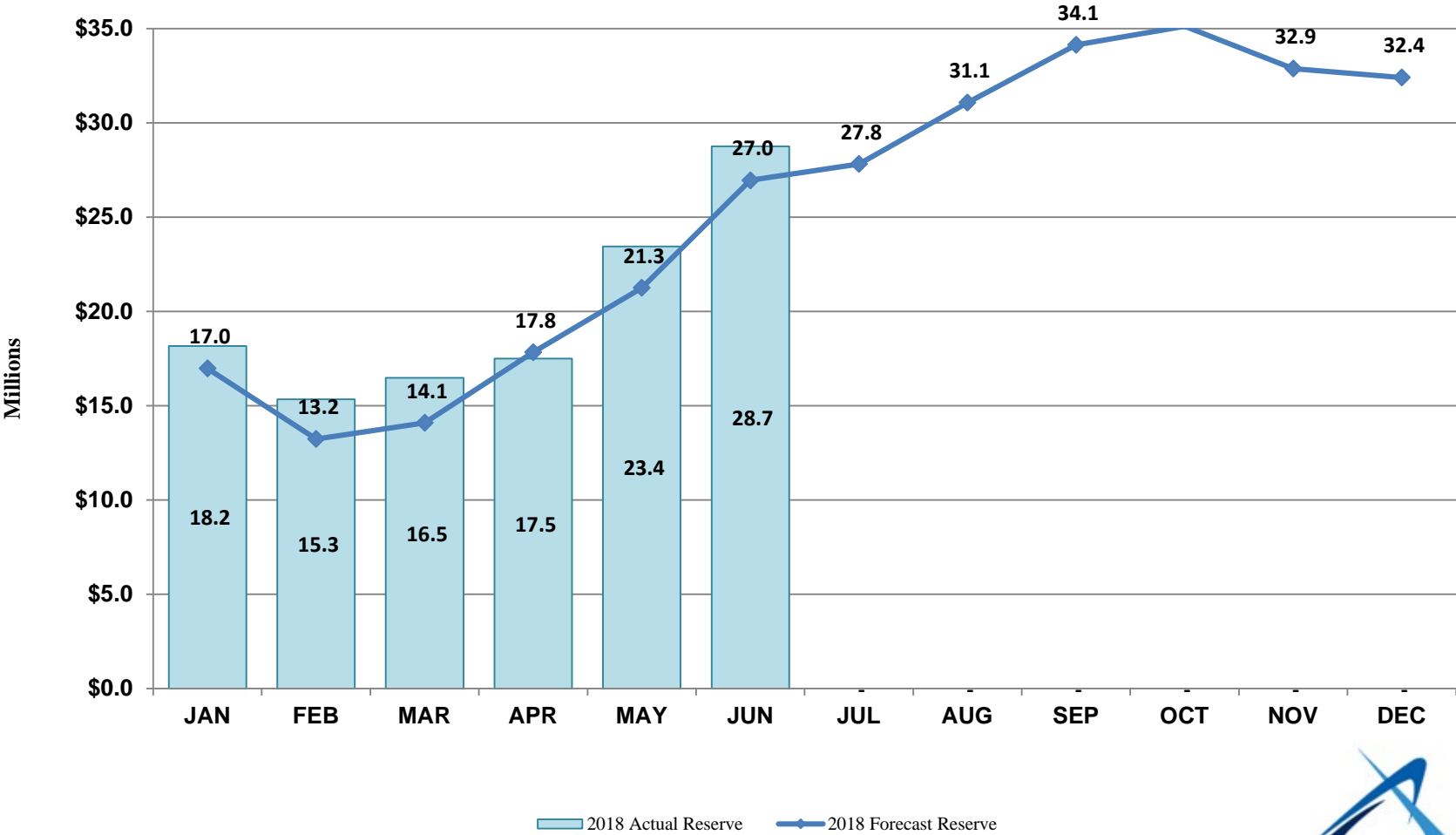
**MOTOR VEHICLE SALES TAX (MVST) REVENUE**  
**Motor Vehicle Sales Tax - Forecasts and Budget Calendar Year 2018**





# Motor Vehicle Sales Tax Reserve Balance

MOTOR VEHICLE SALES TAX RESERVE BALANCE



# Metro Transit Bus Operations

	2018 YTD Results	% Budget	Projected Year-End	2018 Budget
Revenues	\$ 157,526	48%	325,231	328,819
Expenses	142,298	47%	293,414	305,006
Transfers	(8,606)	39%	(21,143)	(22,099)
Change	6,622		10,674	1,714
Beg Balance			69,113	
Ending Reserve Balance			\$ 79,787*	
Target (minimum)			\$ 27,150	

❖ Includes \$1.034 of TOD

\$ in thousands



# Metro Transit LRT Operations

	2018 YTD Results	% Budget	Projected Year-End	2018 Budget
Revenues	\$ 38,879	50%	76,726	77,842
Expenses	28,136	44%	60,545	64,482
Transfers	(6,357)	48%	(14,174)	(13,360)
Change	4,386		2,007	0
Beg Balance			9,834	
Ending Reserve Balance			\$ 11,841	
Target			\$ 6,461	

\$ in thousands

# Metro Transit Commuter Rail

	2018 YTD Results	% Budget	Projected Year-End	2018 Budget
Revenues	\$ 9,840	50%	18,646	19,547
Expenses	7,856	43%	16,221	18,107
Transfers	(761)	53%	(1,582)	(1,441)
Change	1,223		843	(1)
Beg Balance			3,552	
Ending Reserve Balance			\$ 4,395	
Target			\$ 1,622	

\$ in thousands

