






Management Committee Financial Report 3rd Quarter, 2019

**Management Committee
December 11, 2019**

Operating Reserves

	2019 Year-End Projected Reserve		Minimum Target	Target %
General Fund	\$13,711		\$ 7,581	10%
HRA	6,841		5,832	8.3%
Environmental Services	29,117		14,249	10%
<u>Metro Transit</u>				
Bus	71,323		28,639	8.3-12.5%
Light Rail	15,069		6,669	
Commuter Rail	6,455		1,673	
<u>MTS</u>	5,850		3,213	31.5%
Trans Planning	29,923		8,232	10%
Metro Mobility	7,709		2,885	10%
Contracted Svcs.				

General Fund Operating

	2019 YTD Results	% Budget	Projected Year-End	2019 Budget
Revenues	\$ 9,051	56%	16,655	16,188
Expenses	48,753	64%	75,455	75,806
Transfers	36,703	66%	57,578	55,578
Change	(2,999)		(1,222)	(4,040)
Beg Balance			21,566	
Assigned/Committed Balance			(6,633)	
Ending Reserve Balance				
			\$ 13,711	
Target				
			\$ 7,581	

General Fund Operating

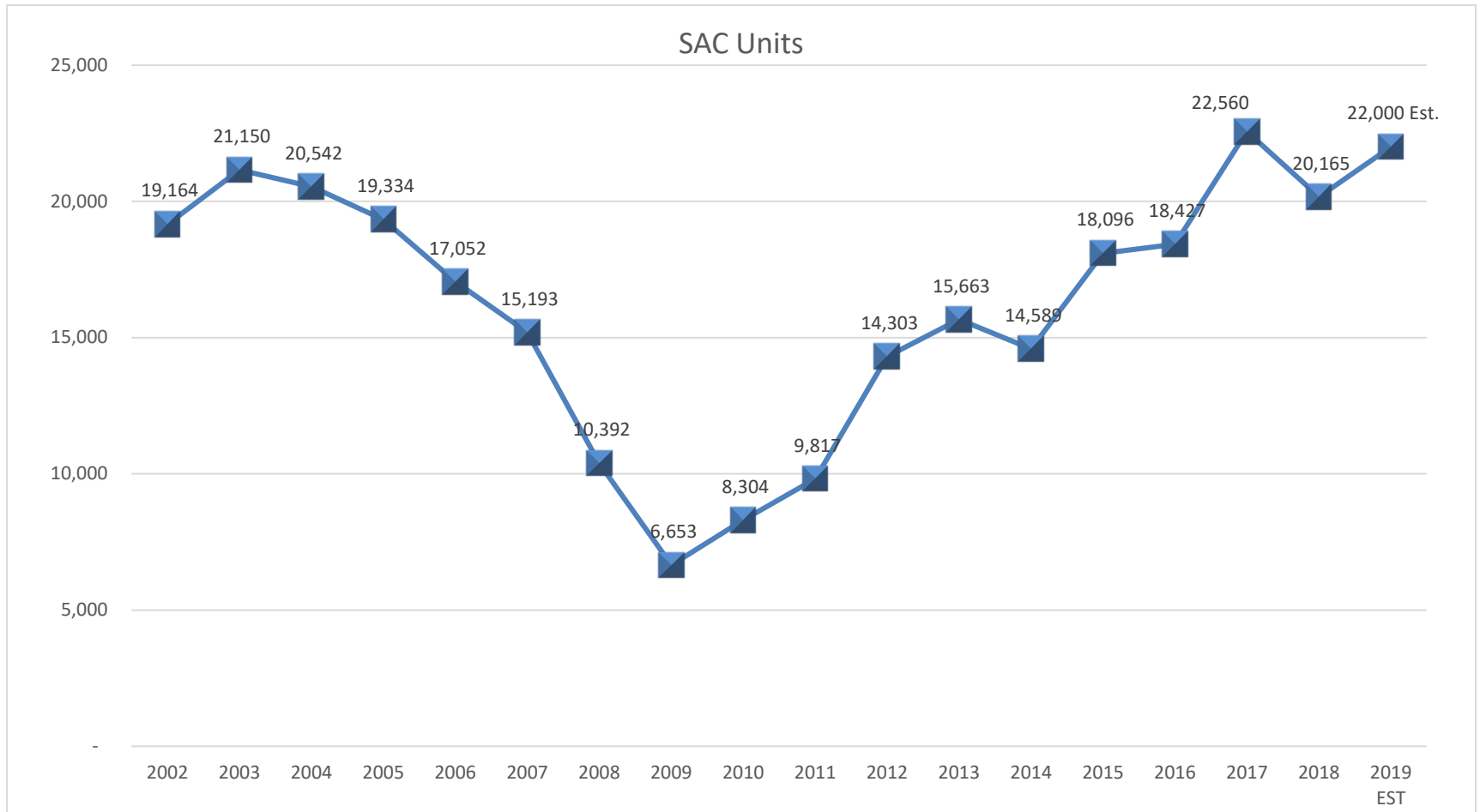
Assigned/Committed Balances	Projected Year End
Risk: Self Insure (Errors and Omissions)	\$1,500
Compensated Absences (Accrued Leave)	4,681
Regional Water Supply Program	452
	<hr/>
	\$6,633

Environmental Services Operating

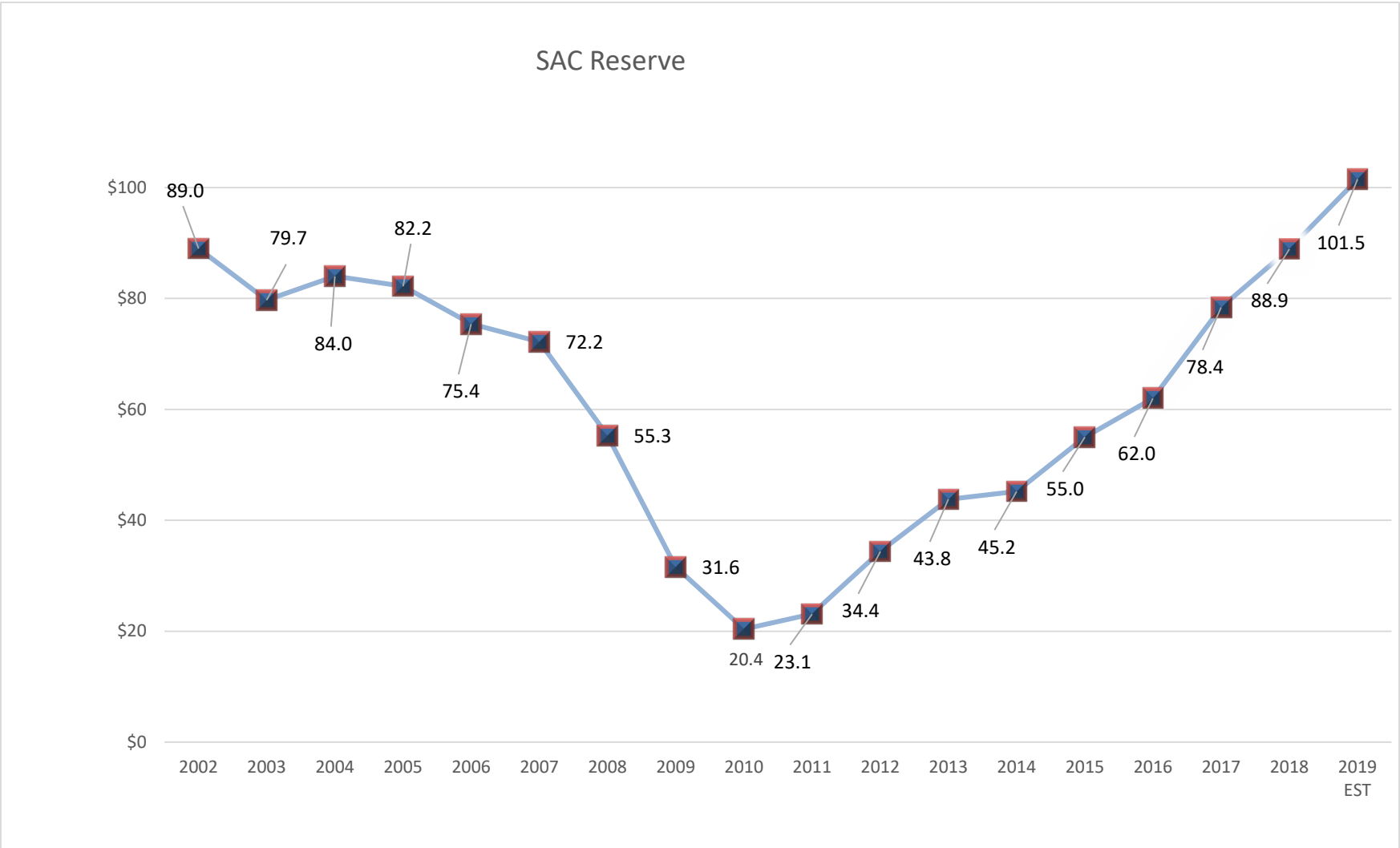
	2019 YTD Results	% Budget	Projected Year-End	2019 Budget
Revenues	\$ 182,579	71%	260,460	257,428
Expenses	93,055	65%	146,781	142,491
Transfers	(85,769)	70%	(121,665)	(121,665)
Change	3,755		(7,986)	(6,728)
Beg Balance			37,103	
Ending Reserve Balance			\$ 29,117*	
Target			\$ 14,249	

❖ \$2.1M of reserve balance is for water supply planning

SAC Units Recovery



SAC Reserve Balance



Metro Transit Bus Operations

	2019 YTD Results	% Budget	Projected Year-End	2019 Budget
Revenues	\$ 246,774	74%	316,448	331,413
Expenses	223,804	70%	306,205	321,583
Transfers	(14,274)	61%	(22,664)	(23,471)
Change	8,696		(12,421)	(13,641)
Beg Balance			83,744	
Ending Reserve Balance			\$ 71,323*	
Target (minimum)			\$ 28,639	

❖ Includes \$1.034M of TOD

Metro Transit LRT Operations

	2019 YTD Results	% Budget	Projected Year-End	2019 Budget
Revenues	\$ 60,231	75%	78,568	80,144
Expenses	45,517	70%	61,598	65,331
Transfers	(11,202)	75%	(15,512)	(15,023)
Change	3,512		1,458*	(210)
Beg Balance			13,611	
Ending Reserve Balance			\$ 15,069	
Target			\$ 6,669	

* \$1.67M Includes refunds to funding partners

Metro Transit Commuter Rail

	2019 YTD Results	% Budget	Projected Year-End	2019 Budget
Revenues	\$ 15,252	76%	18,489	19,952
Expenses	11,459	62%	15,747	18,517
Transfers	(1,377)	84%	(1,747)	(1,644)
Change	2,416		995	(209)
Beg Balance			5,460	
Ending Reserve Balance			\$ 6,455	
Target			\$ 1,673	

* 1.668M Includes refunds to funding partners

Questions?

Marie Henderson

Deputy Chief Financial Officer

651-602-1387

Marie.Henderson@metc.state.mn.us

