

Management Committee

Meeting date: November 18, 2020

Subject: Procurement Summary for Third Quarter 2020

Policy/Legal Reference: Council Policy 303 Expenditures

Staff Prepared/Presented: Jody Jacoby, Procurement Director, 651-602-1144, and Cyrenthia Jordan, OEO Director, 651-602-1085

Division/Department:

Council *Policy 3-3 – Expenditures* authorizes the Regional Administrator to approve awards not exceeding \$500,000 for all purchases of budgeted goods and services. In addition, the Regional Administrator is authorized to approve construction contracts where:

The value of the contract does not exceed \$2,500,000

The construction project was included in the Council-adopted capital budget

The cost of the project is less than the Engineer's Probable Construction Costs, plus 10%

Sufficient funds are available in the capital budget to complete the project.

The delegation authority of the Regional Administrator to approve awards for all purchases of budgeted goods and services was increased from \$250,000 to \$500,000 in October 2013. Related to this increase in authority, the Council requested a report on any contracts valued between \$100,000 and \$250,000 and \$250,000 and \$500,000.

To satisfy this requirement, a report that summarizes procurements for the preceding quarter is presented to the Council through the Management Committee at the end of each quarter. The report gives a breakdown of the number of procurements executed during the reporting period grouped by value, and details of all procurements which have a value greater than \$175,000, but less than or equal to \$500,000.

Procurements valued at greater than \$500,000 are generally approved individually by the Council, except for those construction contracts that meet the criteria given above. The Management Committee requested a quarterly summary of contracts over \$500,000.

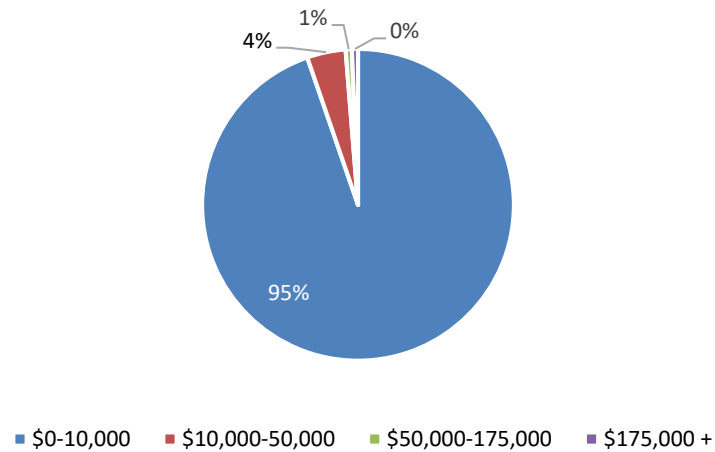
The Third Quarter 2020 Procurement Summary Information is attached.

Metropolitan Council

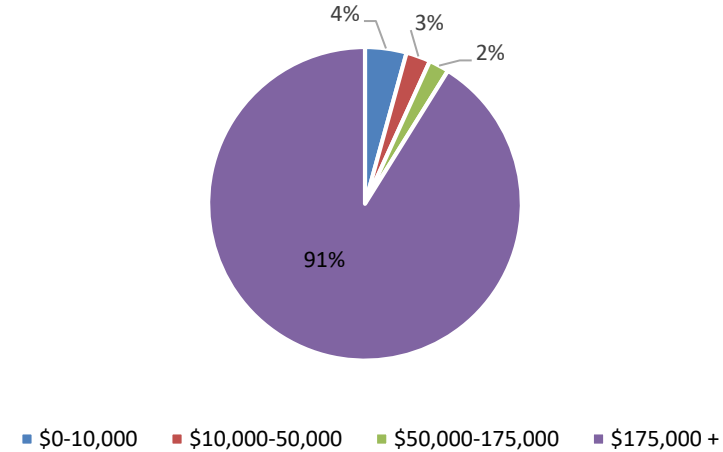
Procurement Summary Information - Third Quarter, 2020

Dollar Amount Range	Number of Procurements		Percent Value \$	Total Value \$	
	Third Quarter	YTD	Third Quarter	Third Quarter	YTD
\$0 - \$10,000	5,744	26,713	4.3%	7,632,541	\$25,630,560
\$10,001 - \$50,000	243	1,293	2.5%	4,487,517	\$22,488,550
\$50,001 - \$175,000	39	128	2.1%	3,721,708	\$11,063,852
\$175,001 - \$250,000	09	43	1.1%	1,898,770	\$5,610,766
\$250,001 - \$500,000	5	27	1.3%	1,842,588	\$13,847,463
Greater Than \$500,000	22	53	88.7%	158,257,474	\$534,144,268
Grand Total	6,062	28,257	100%	\$177,840,598	\$612,785,459

Procurements by # of Transactions Q3-2020



Procurements by Contract \$ Value Q3-2020



Details of Procurement Valued Between \$175,001 and \$250,000

Award Based on Formal Invitation for Bid

#	Contractor	Amount	Division	Description	Solicitation Method	Contractor Location	Contract Number	DBE/ MCUB Goal	DBE/ MCUB Commitment
1	WHOLESALE TRUCK TRAILER (PETERBILT)	\$203,865	MT	Annual Air Dryer Campaign	Bids	South St Paul	20P152	None	None
2	GLOBAL SPECIALTY CONTRACTORS	\$208,917	MT	Restraining Rail Project	Bids	Eagan	20P234	None	None
3	ALARM & COMMUNICATIONS SYSTEMS INC	\$216,864	MT	DVR Preventative Maintenance	Bids	Inver Grove Heights	19P353	None	None

Details of Procurement Valued Between \$175,001 and \$250,000

Award Based on Request for Proposal

#	Contractor	Amount	Division	Description	Solicitation Method	Contractor Location	Contract Number	DBE/ MCUB Goal	DBE/ MCUB Commitment
1	TOOLE DESIGN GROUP LLC	\$194,906	ES	Pedestrian Safety Action Plan	Proposals	Minneapolis	19P384	None	None
2	CONFINED SPACE RESCUE	\$234,500	MT	Confined Space Rescue	Proposals	Minneapolis	19P366A	None	None

Details of Procurement Valued Between \$175,001 and \$250,000

Award Based on Other Processes

#	Contractor	Amount	Div.	Description	Solicitation Method	Contractor Location	Contract/PO Number	MCUB/DBE Goal	MCUB/DBE Commitment
1	VASKE COMPUTER DBA COLLIER IT	\$177,727	RA	Software License & Maintenance	State Contract	St. Paul	20P207	None	None
2	HEALTHPARTNERS	\$204,491	RA	COVID19 Testing Services	Sole Source	Bloomington	20P155	None	None
3	GARTNER INC	\$207,500	RA	Software License & Maintenance	Sole Source	Rochester	20M028	None	None
4	LOCKRIDGE GRINDAL NAUEN	\$250,000	RA	Legal Services	Sole Source	Minneapolis	20P234	None	None

Details of Procurement Valued Between \$250,001 and \$500,000

Award Based on Invitation for Bid

#	Contractor	Amount	Division	Description	Solicitation Method	Contractor Location	Contract Number	DBE/ MCUB Goal	DBE/ MCUB Commitment
1	JPMI CONSTRUCTION CO	\$258,300	MT	Northstar Paver Replacement - Elk River Platform	Bids	St Paul	19P374	15%	20%
2	VEIT DISPOSAL SERVICES	\$380,160	ES	Scum Removal and Disposal Services	Bids	Rochester	20P161	None	None

Details of Procurement Valued Between \$250,001 and \$500,000

Award Based on Request for Proposal

#	Contractor	Amount	Division	Description	Solicitation Method	Contractor Location	Contract Number	DBE/ MCUB Goal	DBE/ MCUB Commitment
1	OBERON TECHNOLOGIES INC	\$350,020	ES	Arbortext Visual Content Development	Proposal	Ann Arbor, MI	19P341A	None	None
2	UBISENSE AMERICA LLC	\$417,458	ES	Industrial Testing Master Contract	Proposal	Denver, CO	20P214	None	None

Details of Procurement Valued Between \$250,001 and \$500,000

Award Based on Other Processes

#	Contractor	Amount	Div.	Description	Type	Contractor Location	Contract Number	DBE/ MCUB Goal	DBE/MCUB Commitment
1	SENQCIA MAXCO LTD	\$484,238.72	ES	Metro Primary Tank Collector Chain Replacement	Emergency Declaration	Kennesaw, GA	PO # 20007321 & 20008691	None	None

Details of Procurement Valued Over \$500,000

Award Based on All Processes

#	Contractor	Amount	Div.	Description	Solicitation Method	Contractor Location	Contract Number	MCUB/DBE Goal	MCUB/DBE Commitment
1	ZIEGLER INC	\$506,840	MT	Overhaul of 5 HEP Engine/Generator sets	Bids	Bloomington	19P216	None	None
2	PIONEER POWER INC	\$516,000	MT	Franklin OMF MAU and AC Unit Replacement	Bids	Woodbury	20P032	20%	20%
3	SHEEHY CONSTRUCTION CO	\$584,300	MT	St. Paul OMF Generator	Bids	St Paul	19P307	2%	2%
4	THOMAS AND SONS CONSTRUCTION INC	\$599,052	MT	Construct BRT station 8 th & Hennepin	Bids	Rogers	20P140	15%	16.4%
5	BENTECH INC	\$627,725	MT	Barrier Driver Assembly	Sole Source	Roanoke, VA	20P039	None	None
6	KIMLEY-HORN ASSOCIATES INC	\$700,000	MT	Master Contracts for Electric Bus Services	Proposals	St Paul	19P262A	None	None

Details of Procurement Valued Over \$500,000

Award Based on All Processes

#	Contractor	Amount	Div.	Description	Solicitation Method	Contractor Location	Contract Number	MCUB/DBE Goal	MCUB/DBE Commitment
7	TOLTZ KING DUVALL ANDERSON & A	\$700,000	MT	Master Contracts for Electric Bus Services	Proposals	St Paul	19P262B	None	None
8	SRF CONSULTING GROUP	\$700,000	MT	Master Contracts for Electric Bus Services	Proposals	St. Paul	19P262C	None	None
9	PCI ROADS	\$864,781	ES	Rehab at Hwy 88 Crossing	Bids	St. Michael	20P053	None	None
10	RICE LAKE CONSTRUCTION GROUP	\$895,900	ES	Lift Station Fuel Tank Replacement	Bids	Deerwood	20P038	3%	7.4%
11	TOTAL MECHANICAL SERVICES INC	\$979,200	ES	Odor Management Facility Improvements	Bids	St. Paul Park	20P172	None	None
12	EBERT INC	\$1,664,000	MT	Transit Center Renovation	Bids	Loretto	20p047	12%	12.2%
13	CUBIC TRANSPORTATION SYSTEMS INC	\$1,711,000	MT	Fare Collection Equipment	Sole source	San Diego, CA	20P162	None	None

Details of Procurement Valued Over \$500,000

Award Based on All Processes

#	Contractor	Amount	Div.	Description	Solicitation Method	Contractor Location	Contract Number	MCUB/DBE Goal	MCUB/DBE Commitment
14	MASTERSON PERSONNEL INC	\$2,000,000	RA	Temporary Staffing Services	Proposals	Shakopee	19P173A	None	None
15	AXON ENTERPRISE INC	\$2,277,638	MT	Police Body Cameras	Cooperative Purchasing Agreement	Scottsdale, AZ	19P297	None	None
16	ENGINEERING & CONSTRUCTION INNOVATIONS	\$2,451,990	ES	Lake Street Siphon Inspection	Bids	Oakdale	20P149	None	None
17	SCHIFF HARDIN LLP	\$2,500,000	MT	Legal Services	Proposals	Chicago, IL	20P007	None	None
18	MOTOR COACH INDUSTRIES INC	\$2,740,000	MT	Purchase of 4 Low Floor Coaches	Cooperative Purchasing Agreement	Schaumburg, IL	20P098	None	None
19	MINGER CONSTRUCTION INC	\$8,520,723	ES	Interceptors 1-SP-200/201 Rehabilitation	Bids	Jordan	20P051	11%	12.3%
20	C&S, DPC, Hydrite, PVS Hawkins	\$10,028,148	ES	Purchase of Bulk Chemicals	Bids	Rosemount, MN Detroit, MI Minneapolis, MN Marietta, GA	20P110	None	None

Details of Procurement Valued Over \$500,000

Award Based on All Processes

#	Contractor	Amount	Div.	Description	Solicitation Method	Contractor Location	Contract Number	MCUB/DBE Goal	MCUB/ DBE Commitment
21	MORCON CONSTRUCTION INC	\$15,911,493	MT	LRV Motor Tires and installation kits	Sole Source	Fridley	19P237	None	None
22	TRANSIT TEAM INC	\$100,778,468.5	MTS	Metro Mobility On Demand Services	Proposals	Minneapolis	19P212	None	None



Q3 '20 - Summary of MCUB Utilization

Q3 - ALL SPEND - MCUB ELIGIBLE:

CONSTRUCTION	GOODS & SERVICES	TOTAL SPEND
\$10,919,870.11	\$50,392,050.40	\$61,311,920.51

Q3 - MCUB ACTUAL SPEND:

\$4,155,902.51	6.78%
-----------------------	--------------

Construction Procurements

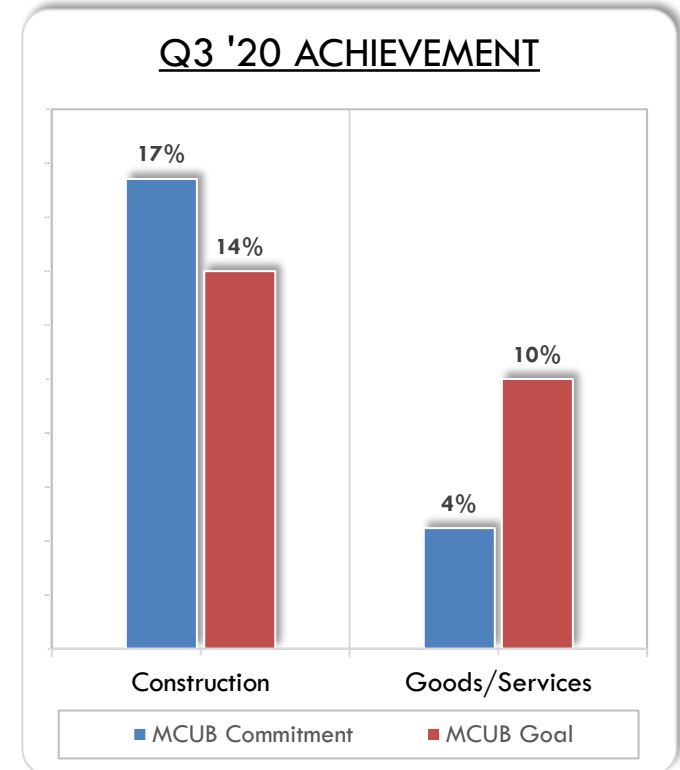
(# trans / \$ value):	18	\$1,902,253.12	3.10%
-----------------------	-----------	-----------------------	--------------

<i>Actual Spend on MCUB of MCUB Eligible:</i>	17%	
<i>Payment to MCUB Subcontractors:</i>	6	\$439,798
<i>Payment MCUB Primes:</i>	12	\$1,462,454.66

Goods & Services Procurements

(# trans / \$ value):	1,803	\$2,253,649.39	3.68%
-----------------------	--------------	-----------------------	--------------

<i>Actual Spend on MCUB of MCUB Eligible:</i>	4%	
<i>payment to MCUB Subcontractors:</i>	0	\$0.00
<i>P-Card Transactions</i>	90	\$28,436.98
<i>Payment MCUB Primes:</i>	1,713	\$2,225,212.41





Q2 - MCUB COMMITMENT:

\$4,772,868.4

Construction Procurements

(# trans / \$ value) :

5

\$2,967,342.2

Actual Spend on MCUB of MCUB Eligible :	91%	
Subcontracting:	0	\$0
Purchase Orders Transactions	5	\$2,967,342.19

Goods & Services Procurements

(# trans / \$ value) :

1,297

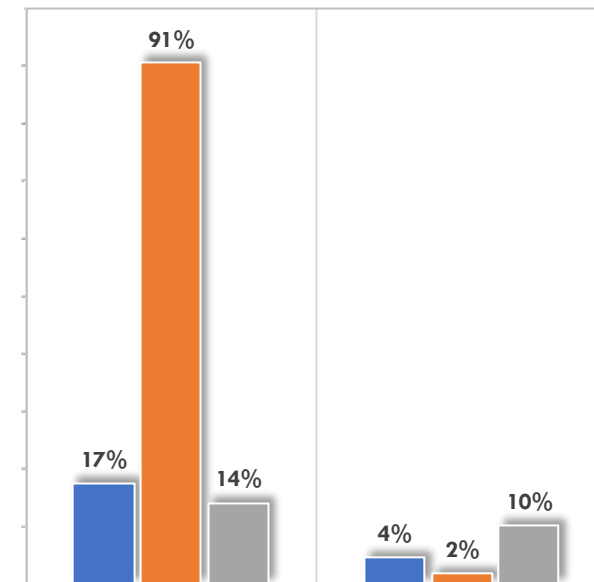
\$1,029,567.2

Actual Spend on MCUB of MCUB Eligible :	2%	
Subcontracting:	0	\$0
P-Card Transactions	96	\$48,852
Purchase Orders Transactions	1,297	\$980,715.57

Comparison - Q3 & Q2

Actual Spend on MCUB of MCUB Eligible :	Decreased	(\$616,965.89)
Construction	Decreased	(\$1,065,089.07)
Goods & Services	increased	\$1,224,082.15

Q3 & Q2 COMPARISON



■ MCUB Commitment Q3
 ■ MCUB Commitment Q2
 ■ MCUB Goal



MCUB Utilization YT

Construction (2020 MCUB Goal: 14%)	Total Inclusion \$	\$18,093,088.51
	Total MCUB Spend	\$5,069,980.86
	MCUB Spend %	28.02%
Goods & Services (2020 MCUB Goal: 10%)	Total Inclusion \$	\$153,913,727.80
	Total MCUB Spend	\$7,294,473.18
	MCUB Spend %	4.74%



Q3 '20 - MCUB Utilization by Division/Department

A. Total Spend (PO & P-card)- All divisions:	\$250,651,821.25	
B. Total Exclusions	\$189,339,900.74	76%
C. Total Inclusions	\$61,311,920.51	24%
<i>MCUB Total Construction Spend</i>	<i>\$1,902,253.1</i>	<i>3.10%</i>
<i>MCUB Total Goods/Services Spend</i>	<i>\$2,253,649.39</i>	<i>3.68%</i>
D. Total MCUB commitment	\$4,155,902.51	6.8%
<i>MCUB Total Construction Spend</i>	<i>\$1,902,253.1</i>	<i>45.77%</i>
<i>MCUB Total Goods/Services Spend</i>	<i>\$2,253,649.39</i>	<i>54.23%</i>

**ENVIRONMENTAL SERVICES -
Total MCUB Spend (PO + P-card)**

\$2,459,475.94 **59%**

<i>PO MCUB Construction total</i>			<i>PO MCUB Goods & Services total</i>		
<i>Trans #</i>	<i>Category</i>	<i>\$\$</i>	<i>Trans #</i>	<i>Category</i>	<i>\$\$</i>
3		\$1,117,434.71	1176		\$459,911.05
		45.43%			18.7%
<i>P-card MCUB total</i>			<i>Sub-contracting</i>		
<i>Trans #</i>	<i>Category</i>	<i>\$\$</i>	<i>Trans #</i>	<i>Category</i>	<i>\$\$</i>
13		\$2,533.26	6		\$439,798.46
		0.10%			17.9%
<i>All Division Construction</i>			<i>All Division Goods & Services</i>		
<i>Trans #</i>	<i>Category</i>	<i>\$\$</i>	<i>Trans #</i>	<i>Category</i>	<i>\$\$</i>
48		\$10,053,596.67	8444		\$13,581,014.61
		16.40%			22.15%

Technical Services Interceptor	MCES Materials Supplies Adj's	Technical Services Interceptor	Tech Services Eng. Plan	Empire Operations	MCES IS Projects	Maintenance Routine	Interceptor Maintenance	Empire Maintenance
\$1,117,434.71	\$176,536.75	\$55,168.91	\$40,000.00	\$22,806.00	\$20,526.16	\$18,307.50	\$17,509.63	\$15,286.49
Blue Lake Operations	Metro LBU Maintenance	Support Services Analytical Lab Svcs	MBU-Security	Interceptor Operations	Blue Lake Maintenance	Seneca Maintenance	Rogers Maintenance	East Bethel Operations
\$13,765.00	\$10,958.90	\$9,842.00	\$8,859.53	\$7,537.19	\$6,842.15	\$6,204.08	\$5,474.88	\$4,580.00
WWS Warehouse	Tech Services Construction	Eagles Point Maintenance	MBU-Plant Svcs	Metro SMBU Maintenance	St Croix Valley Maintenance	Hastings Maintenance	East Bethel Maintenance	No Data
\$4,214.10	\$3,400.00	\$3,028.82	\$2,393.40	\$2,264.62	\$1,753.14	\$1,034.25	\$436.70	\$406.11
Metro LBU Operations	EQA - Water Resources	Blue Lake NEFCO	Hastings Operations	St Croix Valley Operations				
\$348.12	\$187.24	\$136.50	\$54.38	\$48.50				

METRO TRANSIT - Total MCUB Spend

(PO + P-card)

\$851,375.16

20%

	Trans #	Category \$\$	
PO MCUB Construction total	7	\$178,935.25	21.02%
P-card MCUB total	59	\$11,993.25	1.41%
All Division Construction	11	\$416,895.63	0.68%

	Trans #	Category \$\$	
PO MCUB Goods & Services total	435	\$660,446.66	78%
Sub-contracting	0	\$0.00	0.00%
All Division Goods & Services	9993	\$12,825,845.60	20.9%

Engineering and Facilities Adm	Engineering and Facilities Adm	Overhaul-TXbase	IS-Management	Maint. of Support Facilities	Maint. of Public Facilities	Facility and Asset Security Sv	Police Admin and Investigation	Mpls O & M Stores-TXBase Only
\$178,935.25	\$171,171.78	\$136,473.51	\$96,150.00	\$91,360.95	\$67,485.53	\$39,646.03	\$14,924.11	\$8,921.67
Transit Info /Schedule Dist.	LRV Overhaul	Maintenance of Way - Northstar	Maint of Equip-NorthStar	Mktg Graphics Sales Comm Minn	MPLS RSF Stores, TxBase Only	Stores Admin - LRT	Electronics Shop-Stor, TXbase	Northstar Stores Txbase only
\$6,032.63	\$5,260.85	\$5,016.00	\$3,975.40	\$3,616.51	\$3,297.47	\$2,778.15	\$1,759.70	\$1,187.83
Metro Transit-Wide costs	Farebox Repair	Ruter-Bus Maintenance						
\$690.80	\$443.30	\$254.44						

REGIONAL ADMINISTRATION - Total MCUB Spend
(PO + P-card)

\$1,259,377.35 **30%**

	Trans #	Category	\$\$		Trans #	Category	\$\$	
PO MCUB Construction total	2		\$166,084.70	13.2%	PO MCUB Goods & Services total	81	\$1,079,584.54	85.7%
P-card MCUB total	15		\$13,708.11	1.09%	Subcontracting	0	\$0.00	0.00%
All Division Construction	5		\$449,377.81	0.73%	All Division Goods & Services	549	\$2,954,908.50	4.8%

IS-Management	Recruitment/Staffing	390 Rent and Operating Expense	HR-Benefits	Central Services-Admin	HR LOD	HR Labor Relations	Finance Admin	Comm/Administration
\$993,534.55	\$166,084.70	\$51,066.89	\$15,442.63	\$7,447.97	\$6,300.00	\$3,162.50	\$1,580.00	\$1,050.00

TRANSPORTATION SERVICES \$ (PO + P-card)

\$25,472.52 **0.6%**

	Trans #	Category	\$\$		Trans #	Category	\$\$	
PO MCUB Construction total	0		\$0.00	0.00%	PO MCUB Goods & Services total	21	\$25,270.16	99.21%
P-card MCUB total	3		\$202.36	0.79%	Subcontracting	0	\$0.00	0.00%
All Division Construction	0		\$0.00	0.00%	All Division Goods & Services	205	\$20,921,281.70	34.12%

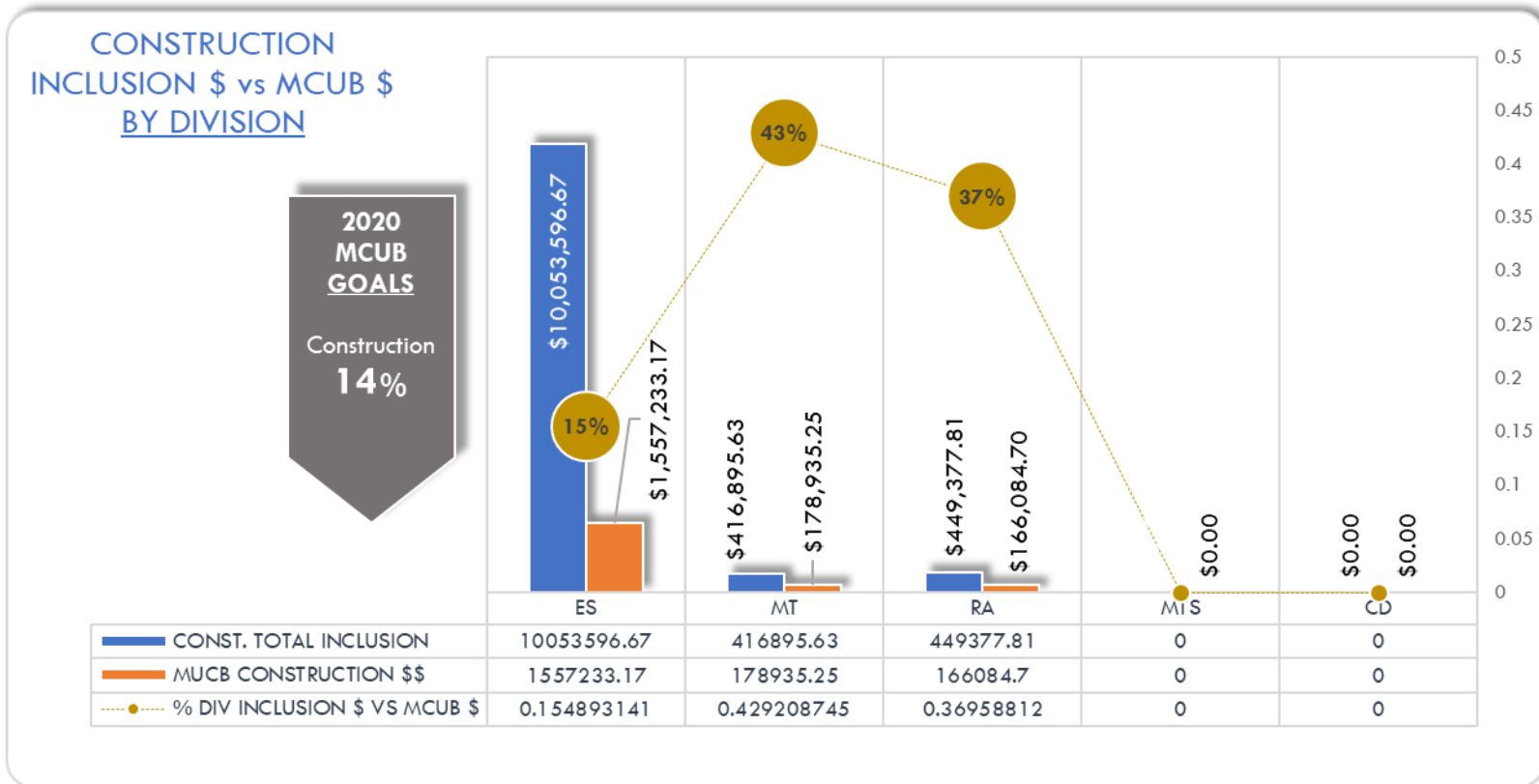
Metro MO Service Center
\$25,270.16

COMMUNITY DEVELOPMENT - Total
MCUB Spend (PO + P-card)

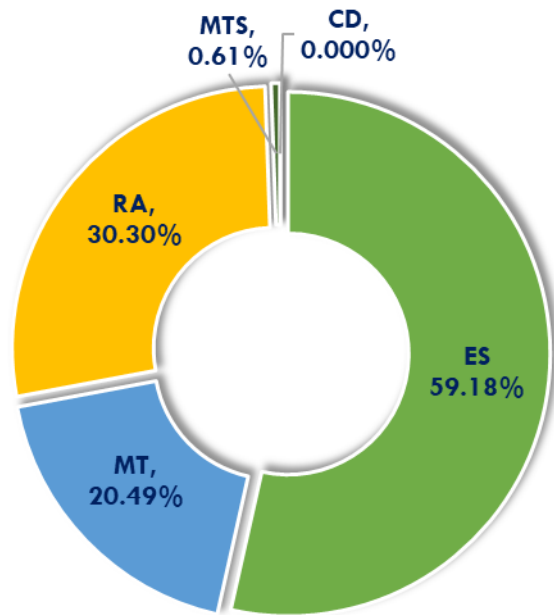
\$0.00 0.0%

	Trans #	Category \$\$	
PO MCUB Construction total	0	\$0.00	#DIV/0!
P-card MCUB total	0	\$0.00	#DIV/0!
All Division Construction	0	\$0.00	0.00%

	Trans #	Category \$\$	
PO MCUB Goods & Services total	0	\$0.00	#DIV/0!
Subcontracting	0	\$0.00	#DIV/0!
All Division Goods & Services	7	\$108,999.99	0.18%

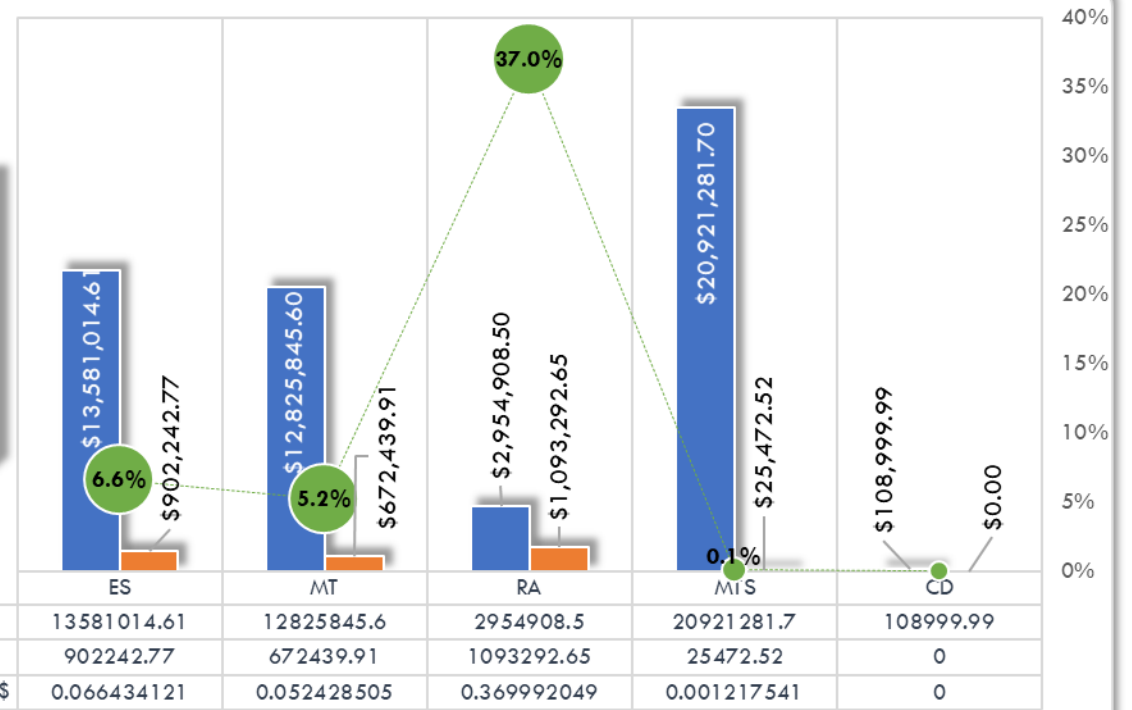


Q3 '20
DIVISION SHARE OF MCUB
COMMITMENT



GOODS & SERVICES
INCLUSION \$ vs MCUB \$
BY DIVISION

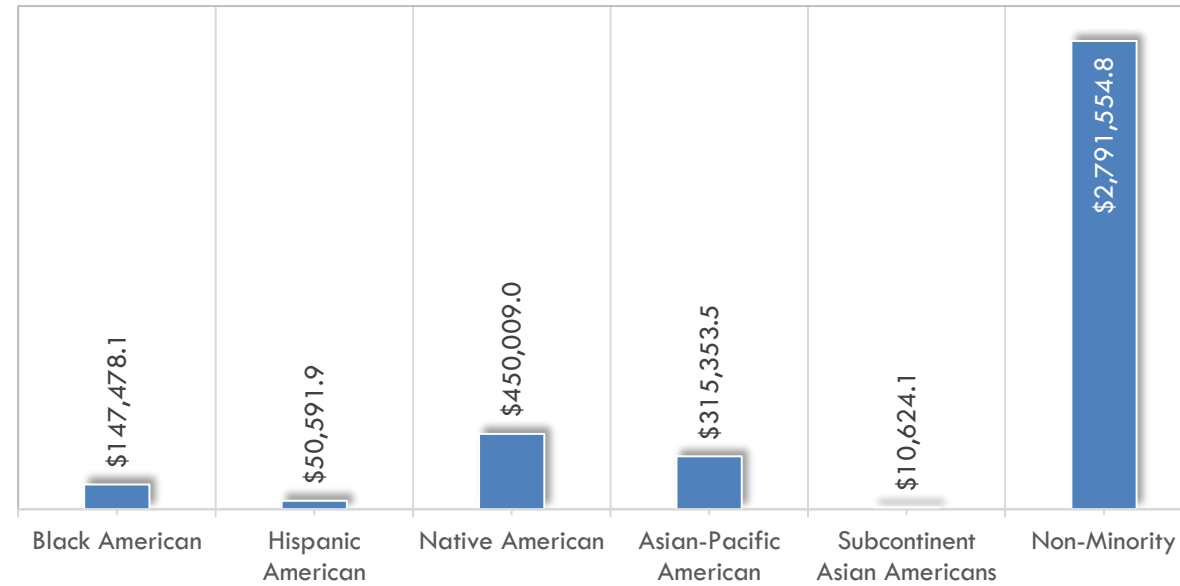
2020
MCUB
GOALS
Goods and
services:
10%



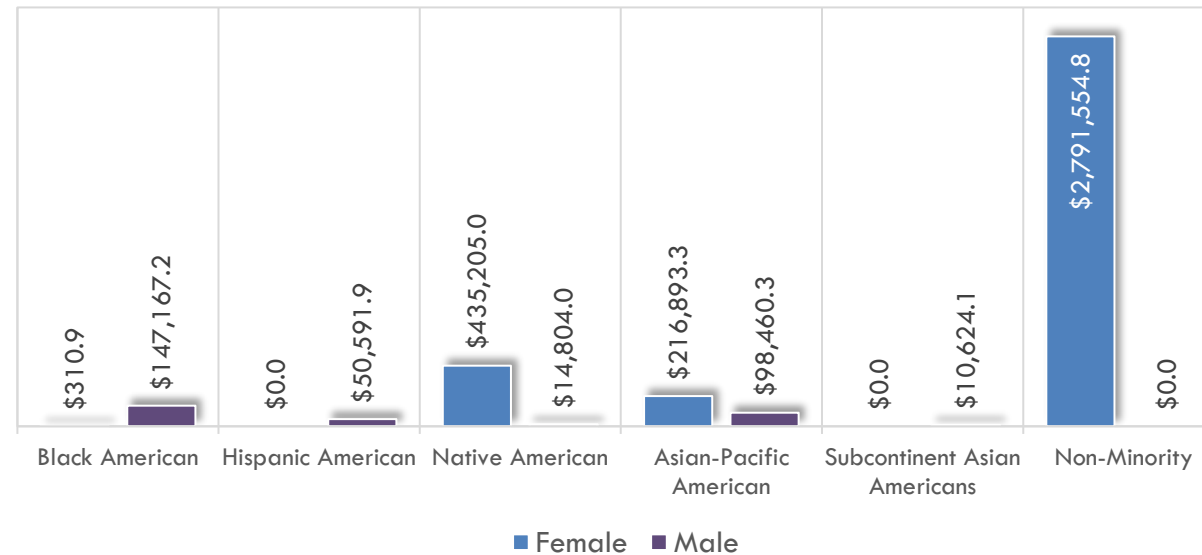


Q3 '20 MCUB Utilization Demographics Details

Q3 '20 MCUB Utilization by Ethnicity



Q3 '20 MCUB Utilization by Gender & Ethnicity



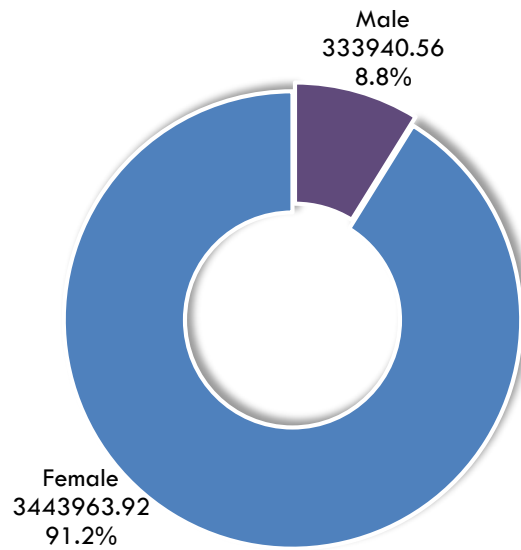
Demographics Breakdown	Work Value
Black American	\$147,478.11
Hispanic American	\$50,591.90
Native American	\$450,008.95
Asian-Pacific American	\$315,353.51
Subcontinent Asian Americans	\$10,624.14
MBE (CERT)	\$377,997.77
VET	\$12,293.12
Non-Minority	\$2,791,554.75
Unknown	\$0.00

Gender	Work Value
Male	\$333,940.56
Female	\$3,443,963.92

MCUB Firms by Gender	# MCUB Firms
Male	24
Female	78

MCUB Firms Ethnicity	Female	Male
Black American	\$310.91	\$147,167.20
Hispanic American	\$0.00	\$50,591.90
Native American	\$435,205.00	\$14,803.95
Asian-Pacific American	\$216,893.26	\$98,460.25
Subcontinent Asian Americans	\$0.00	\$10,624.14
Non-Minority	\$2,791,554.75	\$0.00

Q3 '20 Utilization by Gender



Q3 '20 MCUB Utilization by Ethnicity

