



Q2 '20 MCUB Utilization Demographics Details

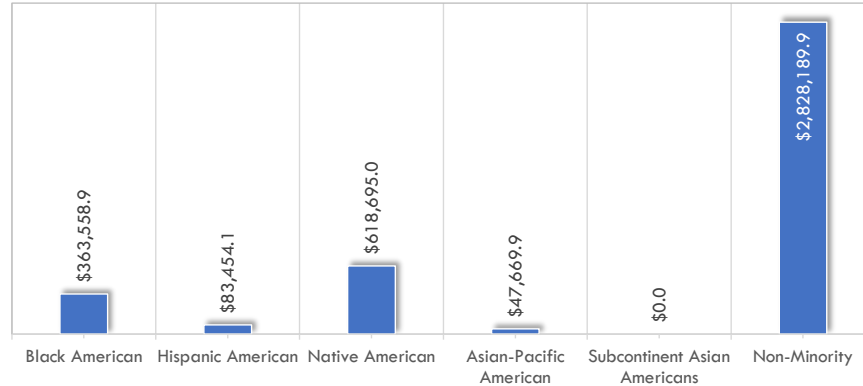
Demographics Breakdown	Work Value
Black American	\$363,558.91
Hispanic American	\$83,454.10
Native American	\$618,695.03
Asian-Pacific American	\$47,669.91
Subcontinent Asian Americans	\$0.00
MBE (CERT)	\$0.00
VET	\$6,239.52
Non-Minority	\$2,828,189.93
Unknown	\$49,102.00

Gender	Work Value
Male	\$482,360.21
Female	\$3,514,549.19

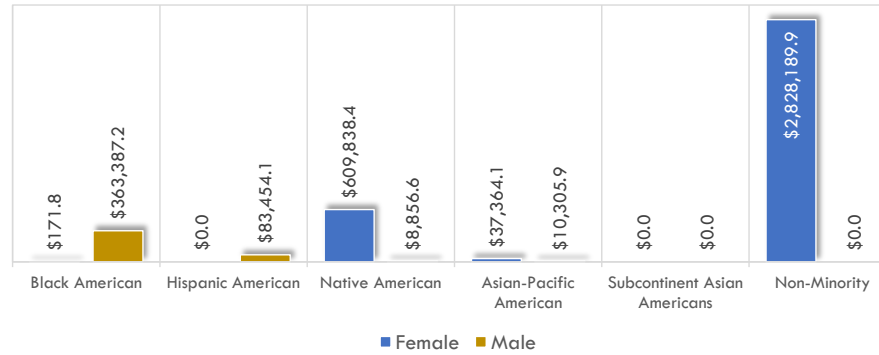
MCUB Firms by Gender	# MCUB Firms
Male	43
Female	109

MCUB Firms Ethnicity	Female	Male
Black American	\$171.76	\$363,387.15
Hispanic American	\$0.00	\$83,454.10
Native American	\$609,838.44	\$8,856.59
Asian-Pacific American	\$37,364.06	\$10,305.85
Subcontinent Asian Americans	\$0.00	\$0.00
Non-Minority	\$2,828,189.93	\$0.00

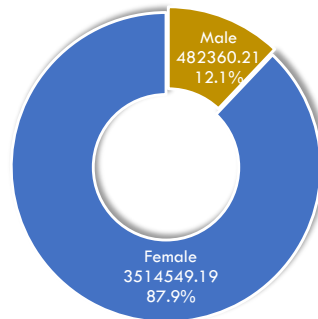
Q2 '20 MCUB Utilization by Ethnicity



Q2 '20 MCUB Utilization by Gender & Ethnicity



Q2 '20 Utilization by Gender



Q2 '20 MCUB Utilization by Ethnicity

