

Management Committee

Meeting date: August 12, 2020

Subject: Procurement Summary for Second Quarter 2020

District(s), Member(s): All

Policy/Legal Reference: Council Policy 3-3 Expenditures

Staff Prepared/Presented: Jody Jacoby, Procurement Director, 651-602-1144; Ashanti Payne, OEO Assistant Director, 651-602-7660

Division/Department: Procurement

Background

Council *Policy 3-3 – Expenditures* authorizes the Regional Administrator to approve awards not exceeding \$500,000 for all purchases of budgeted goods and services. In addition, the Regional Administrator is authorized to approve construction contracts where:

- (a) The value of the contract does not exceed \$2,500,000
- (b) The construction project was included in the Council-adopted capital budget
- (c) The cost of the project is less than the Engineer's Probable Construction Costs plus 10%
- (d) Sufficient funds are available in the capital budget to complete the project.

The delegation authority of the Regional Administrator to approve awards for all purchases of budgeted goods and services was increased from \$250,000 to \$500,000 in October of 2013. Related to this increase in authority, the Council requested a report on any contracts valued between \$100,000 and \$250,000 and \$250,000 and \$500,000.

To satisfy this requirement a report that summarizes procurements for the preceding quarter is presented to the Council through the Management Committee at the end of each quarter. The report gives a breakdown of the number of procurements executed during the reporting period grouped by value, and details of all procurements which have a value greater than \$175,000 but less than or equal to \$500,000.

Procurements valued at greater than \$500,000 are generally approved individually by the Council, except for those construction contracts that meet the criteria given above. The Management Committee requested a quarterly summary of contracts over \$500,000.

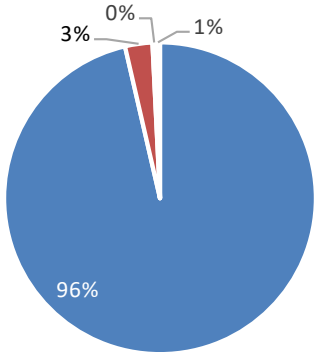
The Second Quarter 2020 Procurement Summary Information is attached.

Metropolitan Council

Procurement Summary Information - Second Quarter, 2020

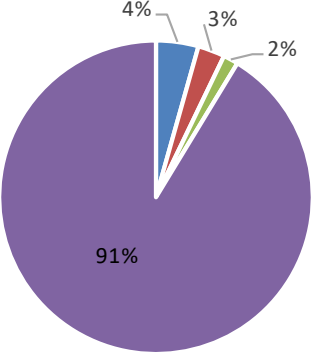
Dollar Amount Range	Number of Procurements		Percent Value \$	Total Value \$	
	Second Quarter	YTD	Second Quarter	Second Quarter	YTD
\$0 - \$10,000	9,454	20,969	4.4%	\$9,866,942	\$17,998,019
\$10,001 - \$50,000	278	1,050	2.8%	\$6,273,136	\$18,001,033
\$50,001 - \$175,000	36	89	1.5%	\$3,482,642	\$7,342,144
\$175,001 - \$250,000	11	34	2.6%	\$5,967,597	\$3,711,997
\$250,001 - \$500,000	13	22	2.1%	\$4,936,589	\$12,004,875
Greater Than \$500,000	16	31	86.6%	\$195,300,173	\$375,886,794
Grand Total	9,804	22,201	100%	\$225,827,079	\$434,994,862

Procurements by # of Transactions Q2-2020



■ \$0-10,000 ■ \$10,000-50,000 ■ \$50,000-175,000 ■ \$175,000 +

Procurements by Contract \$ Value Q2-2020



■ \$0-10,000 ■ \$10,000-50,000 ■ \$50,000-175,000 ■ \$175,000 +

Details of Procurement Valued Between \$250,001 and \$500,000

Award Based on Formal Invitation for Bid

#	Contractor	Amount	Division	Description	Solicitation Method	Contractor Location	Contract Number	DBE/ MCUB Goal	DBE/ MCUB Commitment
1	ALLSTATE PETERBILT	\$260,566	ES	Goods- ISBU Tanker Truck	Bid	South St. Paul	19P280	None	None
2	SPRIGGS PLUMBING AND HEATING	\$489,898	MT	Major Construction- A/C Replacement Greenline	Bid	St. Paul	19P391	None	None

Details of Procurement Valued Between \$175,001 and \$250,000

Award Based on Request for Proposal

#	Contractor	Amount	Division	Description	Solicitation Method	Contractor Location	Contract Number	DBE/ MCUB Goal	DBE/ MCUB Commitment
1	HARSCO RAIL COMPANY	\$185,000	MT	Rail Interface Study	Proposal	Cherry Hill, NJ	19P254	None	None
2	GANNETT FLEMING INC	\$250,000	MT	Rail Systems Maintenance Master Contract	Proposal	Camp Hill, PA	19P147D	None	None
3	HDR ENGINEERING INC	\$250,000	MT	Rail Systems Maintenance Master Contract	Proposal	Golden Valley	19P147C	None	None

Details of Procurement Valued Between \$250,001 and \$500,000

Award Based on Request for Proposal

#	Contractor	Amount	Division	Description	Solicitation Method	Contractor Location	Contract Number	DBE/ MCUB Goal	DBE/ MCUB Commitment
1	WSB & ASSOCIATES	\$285,538	MT	Gold Line BRT Relocation Services	Proposal	Golden Valley	19P292	None	None
2	FITCH JOHNSON LARSON & HELD PA	\$475,000	RA	Legal Services Master Contract	Proposal	Roseville	19P025A	None	None
3	COUSINEAU, WALDHAUSER & KIESELBACH	\$475,000	RA	Legal Services Master Contract	Proposal	Mendota Heights	19P025B	None	None
4	MCCOLLUM, CROWLEY, MOSCHET MILLER & LAAK	\$475,000	RA	Legal Services Master Contract	Proposal	Minneapolis	19P025C	None	None
5	WSP USA	\$500,000	MT	Rail Systems Maintenance Master Contract	Proposal	Minneapolis	19P147B	None	None

Details of Procurement Valued Between \$175,001 and \$250,000

Award Based on Other Processes

#	Contractor	Amount	Div	Description	Solicitation Method	Contractor Location	Contract/PO Number	MCUB/DBE Goal	MCUB/DBE Commitment
1	SCHINDLER ELEVATOR CORP	\$195,000	MT	Elevator Repair and Maintenance	State Contract	Eagan	PO# 260910	None	None
2	A - DAVE'S LOCK & SAFE	\$200,000	MT	Locksmith Services	Sole Source	Minneapolis	20P050	None	None
3	GTELADVISORS LLC	\$200,000	MT	MTPD Network LASO	Sole Source	Plymouth	19M202	None	None
4	SHI INTERNATIONAL CORP	\$203,851	RA	Software Maintenance & Licenses	State Contract	Minneapolis	20P081	None	None
5	TENNANT CO	\$228,186	MT	Goods Purchase- Sweeper Scrubbers	State Contract	Minneapolis	20P048	None	None
6	SIERRA WIRELESS AMERICA INC	\$236,491	RA	Software Maintenance & Support	Sole Source	Carlsbad, CA	20P000	None	None
7	ENTERPRISE LEASING COMPANY OF MN	\$236,491	MT	Vehicle Lease	State Contract	Eagan	20P132	None	None
8	LOCKRIDGE GRINDAL NAUEN	\$250,000	RA	Northtown Mall Transit Facilities and Improvements	Sole Source	Minneapolis	20P103	None	None
9	WENCKASSOC INC	\$250,000	ES	Fourth Incinerator Air Permitting Support	Sole Source	St. Paul	20P078	None	None

Details of Procurement Valued Between \$250,001 and \$500,000

Award Based on Other Processes

#	Contractor	Amount	Div	Description	Type	Contractor Location	Contract Number	DBE/ MCUB Goal	DBE/ MCUB Commitment
1	ACT TRAFFIC SOLUTIONS INC	\$255,050	MT	Goods- EMTRAC Equipment	Sole Source	Chanhassen	20P077	None	None
2	BENTECH INC	\$271,725	MT	Goods- Bus Operator Protection Barriers	Sole Source	San Jose, CA	20P039	None	None
3	ZIEGLER INC	\$313,310	ES	Goods- Cat 962M Loader	State Contract	Bloomington	20P154	None	None
4	GIRO INC	\$324,518	RA	Software Maintenance & Support	Sole Source	Montreal, CA	20P000	None	None
5	ORGO-THERMIT INC	\$404,000	MT	Rail Grinding	Sole Source	Manchester, NJ	20P011	None	None
6	ARINC INCORPORATED	\$406,984	RA	Software Maintenance & Support	Sole Source	White Bear Lake	19P295	None	None

Details of Procurement Valued Over \$500,000

Award Based on All Processes

#	Contractor	Amount	Div.	Description	Solicitation Method	Contractor Location	Contract Number	Business Item #	Council Action Date	MCUB/DB E Goal	MCUB/DBE Commitment
1	HDR ENGINEERING INC	\$550,000	MT	Rail Engineering Services	Proposals	Omaha, NE	19P131B	2020-34	2/12/20	10%	10%
2	HNTB CORPORATION	\$550,000	MT	Rail Engineering Services	Proposals	Kansas City, MO	19P131D	2020-34	2/12/20	10%	12%
3	TOLTZ KING DUVAL ANDERSON	\$550,000	MT	Rail Engineering Services	Proposals	St. Paul	19P131	2020-34	2/12/20	10%	10%
4	IBI GROUP	\$800,00	MT	Alerts Manager System	Sole Source	Toronto, CA	19P218	2020-9	1/22/20	None	None
5	PURAFIL, INC	\$832,940	ES	Goods- Carbon	Bid	Doraville, GA	19P361	2020-100	3/11/20	None	None
6	KIMLEY-HORN ASSOCIATES INC	\$850,000	MT	Rail Engineering Services	Proposals	St. Paul	19P131A	2020-34	2/12/20	10%	10%
7	CAMBRIDGE SYSTEMATICS INC	\$972,000	MT	Real-Time Prediction Engine	Proposals	Chicago, IL	18P322C	2020-12	1/22/20	None	None
8	AON RISK SERVICES CENTRAL	\$980,000	RA	Insurance Broker and Risk Consulting Services	Proposals	Chicago, IL	19P120	2019-263	10/9/19	None	None

Details of Procurement Valued Over \$500,000

Award Based on All Processes

#	Contractor	Amount	Div.	Description	Solicitation Method	Contractor Location	Contract Number	Business Item #	Council Action Date	MCUB/DB E Goal	MCUB/DBE Commitment
9	LTK ENGINEERING SERVICES	\$1,000,000	MT	Rail Systems Maintenance Master Contract	Proposals	Minneapolis	19P147A	2020-84	3/03/20	None	None
10	TRAPEZE SOFTWARE GROUP INC	\$1,590,000	MTS	Trapeze Ranger replacements	Sole Source	Cedar Rapids, IA	20P145	2020-64 JT	3/25/20	None	None
11	SIEMENSMOBILITY	\$2,499,000	ES	LRV-Overhaul	Sole Source	Munich, Germany	20P071	2019-49	3/27/19	None	None
12	KIMLEY-HORN ASSOCIATES INC	\$2,651,000	MT	Engineering Services Contract	Proposals	St. Paul	19P219	2020-51	2/25/20	5%	5%
13	GILLIG CORP	\$5,899,333	MT	Bus Purchase	Bid	Hayward, CA	19P062	2020-160	6/24/19	None	None
14	WSP USA	\$6,426,423	MT	Architecture and Engineering Services	Proposals	Minneapolis	19P281	2020-95	03/23/20	12%	12%
15	SHANK CONSTRUCTORS INC	\$19,303,100	ES	Major Construction-Solids Renewal & Improvement	Bid	Brooklyn Park	19P187A	2020-81	02/25/20	4%	4.69%
16	LS BLACK CONSTRUCTORS INC	\$38,650,000	MT	Construction Franklin O&M Facility Mods	Bid	St Paul	19P272	2020-104	3/25/20	15%	19.06%

Q2 '20 - Summary of MCUB Commitment

Q2 - ALL DIVISIONS

SPEND:

CONSTRUCTION	GOODS & SERVICES	TOTAL INCLUSION
\$3,272,774.98	\$60,388,236.5	\$63,661,011.49

Q2 - MCUB COMMITMENT:

\$3,996,909.4	6.28%
----------------------	--------------

Construction Procurements

(# trans / \$ value) : **5** **\$2,967,342.2** **4.66%**

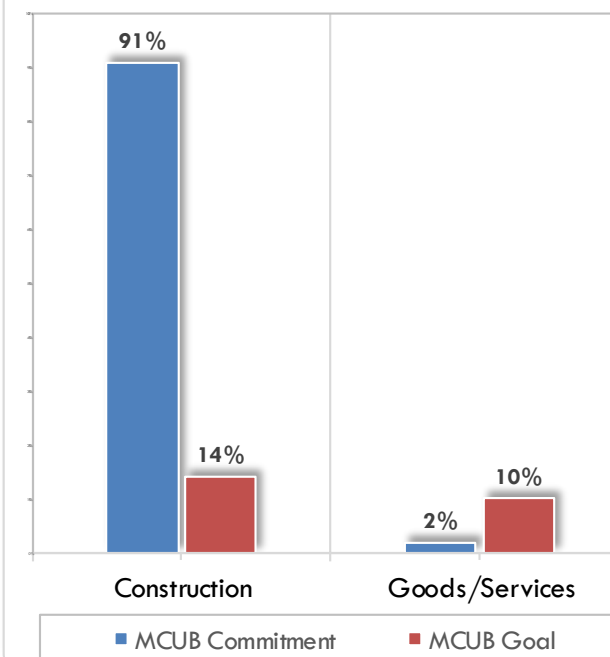
<i>Overall Construction Achieved</i>	91%
<i>Subcontracting opportunity:</i>	0 \$0
<i>Purchase Orders Transactions</i>	5 \$2,967,342.19

Goods & Services Procurements

(# trans / \$ value) : **1297** **\$1,029,567.24** **1.70%**

<i>Overall Good&Services Achieved</i>	2%
<i>Subcontracting opportunity:</i>	0 \$0.00
<i>P-Card Transactions</i>	96 \$48,851.67
<i>Purchase Orders Transactions</i>	1,297 \$980,715.57

Q2 '20 ACHIEVEMENT



Q1 - MCUB COMMITMENT:

\$4,772,868.4

Construction Procurements

(# trans / \$ value) :

18

\$661,222.5

Overall Construction Achieved	8%	
Subcontracting opportunity:	1	\$481,900
Purchase Orders Transactions	17	\$179,322.54

Goods & Services Procurements

(# trans / \$ value) :

15,352

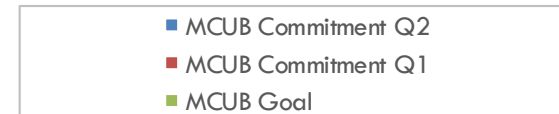
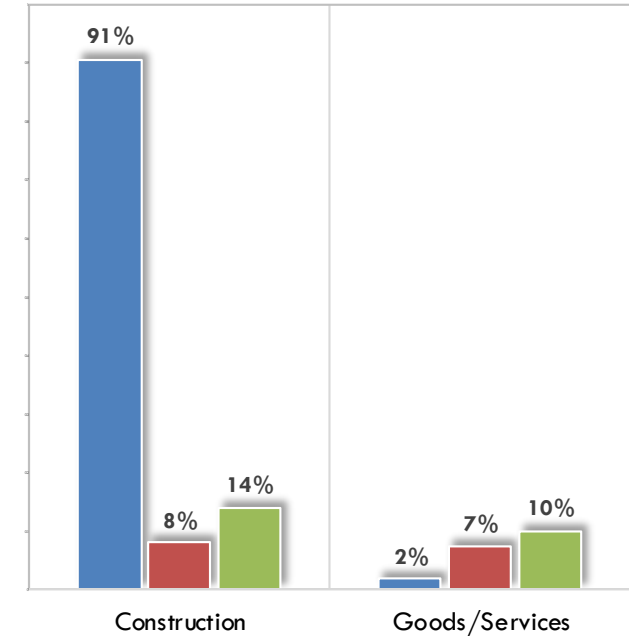
\$4,111,645.9

Overall Good&Services Achieved	7%	
Subcontracting opportunity:	401	\$2,195,618
P-Card Transactions	75	\$55,471
Purchase Orders Transactions	14,944	\$1,860,556.70

Comparison - Q2 & Q1

Overall commitment	Decreased	(\$775,958.97)
Construction	increased	\$2,306,119.69
Goods & Services	Decreased	(\$3,082,078.66)

Q2 & Q1 COMPARISON



YT MCUB Commitment

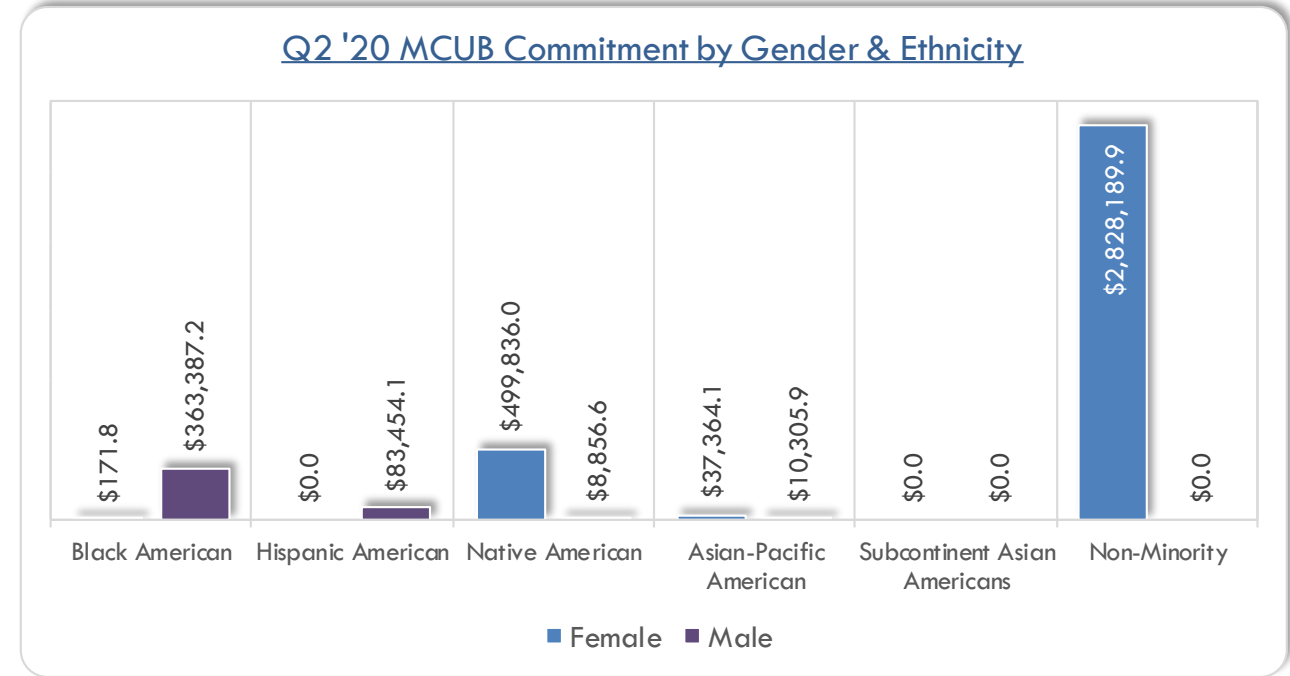
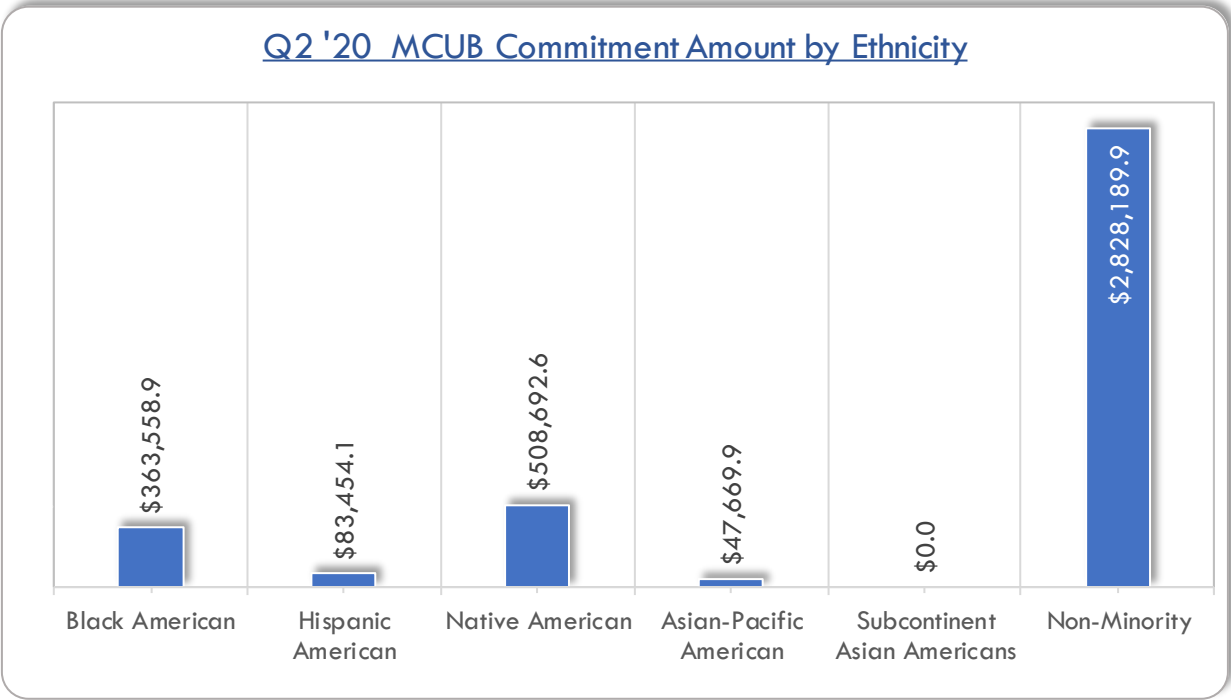
Construction (2020 MCUB Goal : 14%)	Total Inclusion \$	\$7,173,218.40
	Total MCUB Spend	\$3,604,526.20
	MCUB Spend %	50.25%
Goods & Services (2020 MCUB Goal : 10%)	Total Inclusion \$	\$103,521,668.40
	Total MCUB Spend	\$5,040,825.79
	MCUB Spend %	4.87%

Q2 '20 MCUB Firms Demographics Details



Black American	\$363,558.91
Hispanic American	\$83,454.10
Native American	\$508,692.59
Asian-Pacific American	\$47,669.91
Subcontinent Asian Americans	\$0.00
MBE (CERT)	\$0.00
VET	\$6,239.52
Non-Minority	\$2,828,189.93
Unknown	\$49,102.00

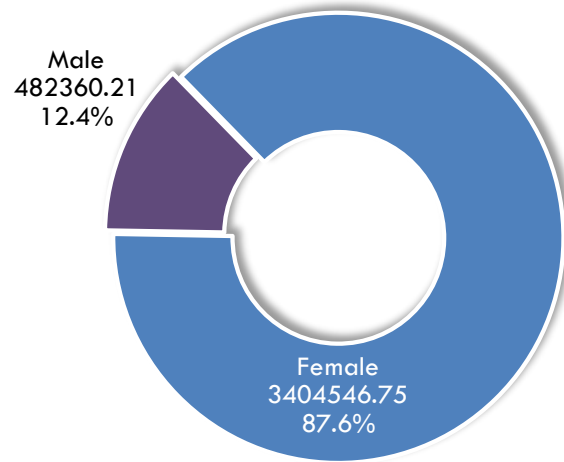
Gender	Work Value
Male	\$482,360.21
Female	\$3,404,546.75



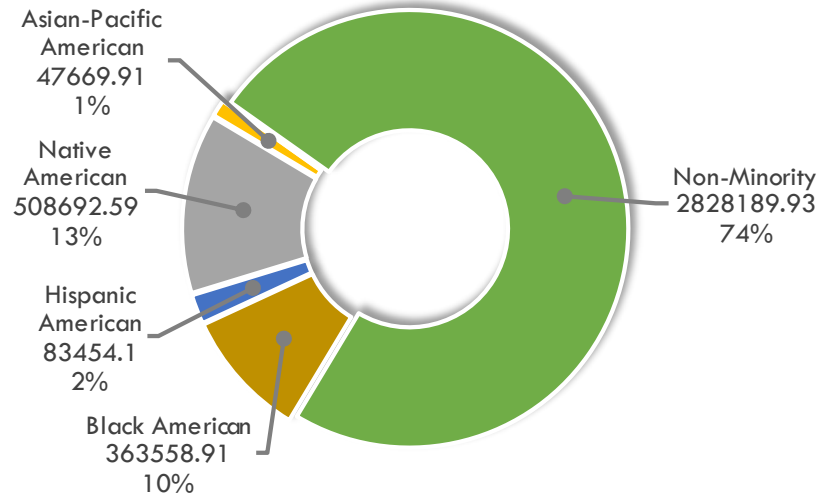
MCUB Firms by Gender	# MCUB Firms
Male	43
Female	109

MCUB Firms Ethnicity	Female	Male
Black American	\$171.76	\$363,387.15
Hispanic American	\$0.00	\$83,454.10
Native American	\$499,836.00	\$8,856.59
Asian-Pacific American	\$37,364.06	\$10,305.85
Subcontinent Asian Americans	\$0.00	\$0.00
Non-Minority	\$2,828,189.93	\$0.00

Q2 '20 Commitment \$ by Gender

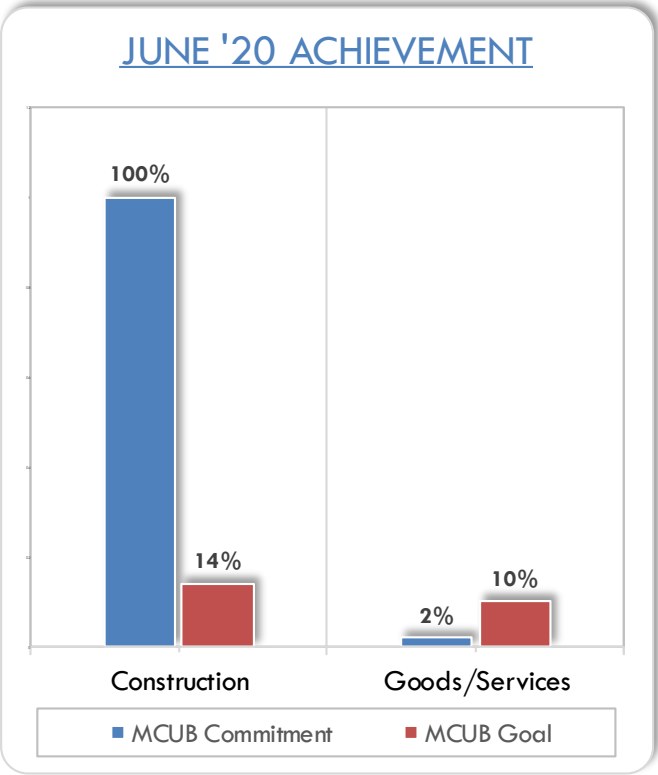


Q2 '20 MCUB Commitment \$ by Ethnicity



JUNE '20 - Summary of MCUB Commitment

	CONSTRUCTION	GOODS & SERVICES	TOTAL INCLUSION									
JUNE TOTAL SPEND:	\$52,900.00	\$9,925,263.8	\$9,978,163.79									
JUNE MCUB COMMITMENT:			\$237,607.4	2.38%								
Construction Procurements												
(# trans / \$ value) :	3		\$52,900.0	0.53%								
	<table border="1" style="width: 100%; border-collapse: collapse;"> <tr> <td style="text-align: right;"><i>Overall Construction Achieved</i></td> <td style="text-align: center;">100%</td> </tr> <tr> <td style="text-align: right;"><i>Subcontracting opportunity:</i></td> <td style="text-align: center;">0</td> </tr> <tr> <td style="text-align: right;"><i>Purchase Orders Transactions</i></td> <td style="text-align: center;">3</td> </tr> </table>		<i>Overall Construction Achieved</i>	100%	<i>Subcontracting opportunity:</i>	0	<i>Purchase Orders Transactions</i>	3				
<i>Overall Construction Achieved</i>	100%											
<i>Subcontracting opportunity:</i>	0											
<i>Purchase Orders Transactions</i>	3											
Goods & Services Procurements												
(# trans / \$ value) :	438		\$184,707.39	1.86%								
	<table border="1" style="width: 100%; border-collapse: collapse;"> <tr> <td style="text-align: right;"><i>Overall Good & Services Achieved</i></td> <td style="text-align: center;">2%</td> </tr> <tr> <td style="text-align: right;"><i>Subcontracting opportunity:</i></td> <td style="text-align: center;">0</td> </tr> <tr> <td style="text-align: right;"><i>P-Card Transactions</i></td> <td style="text-align: center;">28</td> </tr> <tr> <td style="text-align: right;"><i>Purchase Orders Transactions</i></td> <td style="text-align: center;">410</td> </tr> </table>		<i>Overall Good & Services Achieved</i>	2%	<i>Subcontracting opportunity:</i>	0	<i>P-Card Transactions</i>	28	<i>Purchase Orders Transactions</i>	410		
<i>Overall Good & Services Achieved</i>	2%											
<i>Subcontracting opportunity:</i>	0											
<i>P-Card Transactions</i>	28											
<i>Purchase Orders Transactions</i>	410											



MAY MCUB
COMMITMENT:

\$191,491.4

Construction Procurements

(# trans / \$ value) : **0** **\$0.0**

Overall Construction Achieved	0%	
Subcontracting opportunity:	0	\$0
Purchase Orders Transactions	0	\$0.00

Goods & Services Procurements

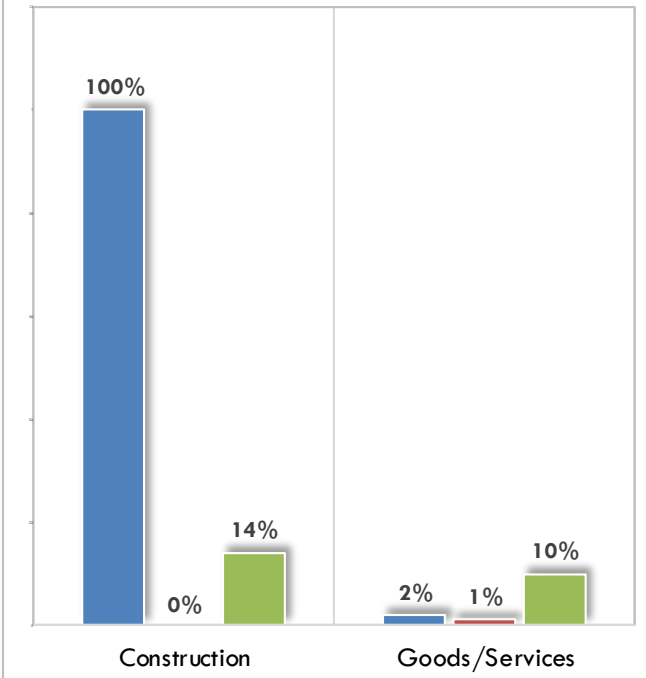
(# trans / \$ value) : **411** **\$191,491.4**

Overall Good & Services Achieved	1%	
Subcontracting opportunity:	0	\$0
P-Card Transactions	30	\$6,154
Purchase Orders Transactions	381	686197.81

Comparison - JUNE & MAY

Overall commitment	increased	\$46,115.99
Construction	increased	\$52,900.00
Goods & Services	Decreased	(\$6,783.98)

JUNE & MAY COMPARISON



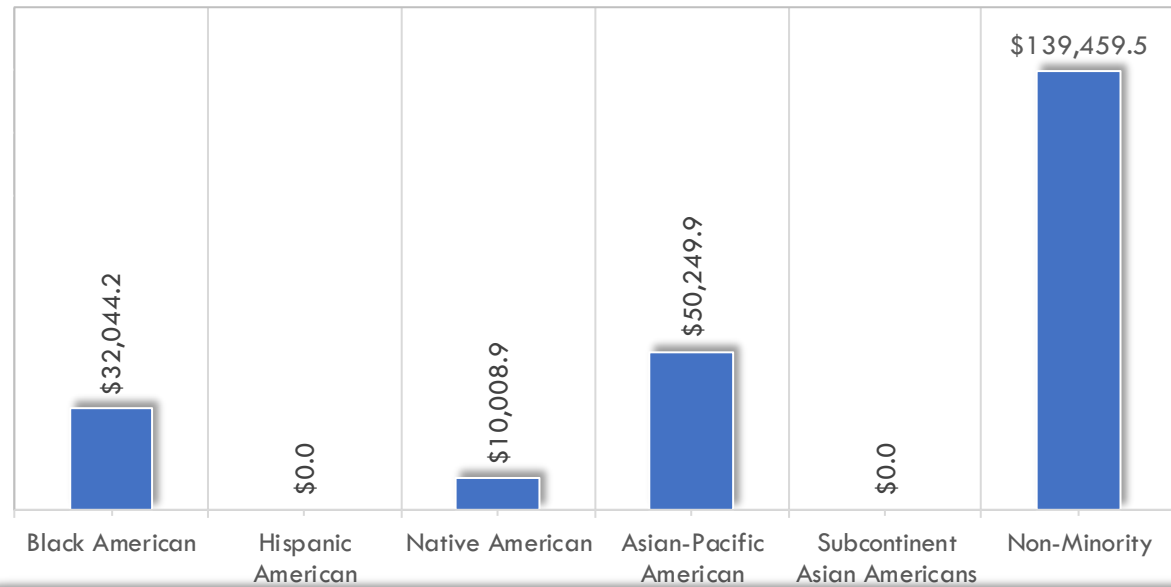
June '20 MCUB Firms Demographics Details

Demographics Breakdown	Work Value
Black American	\$32,044.20
Hispanic American	\$0.00
Native American	\$10,008.94
Asian-Pacific American	\$50,249.87
Subcontinent Asian Americans	\$0.00
MBE (CERT)	\$0.00
VET	\$5,582.85
Non-Minority	\$139,459.53
Unknown	\$262.00

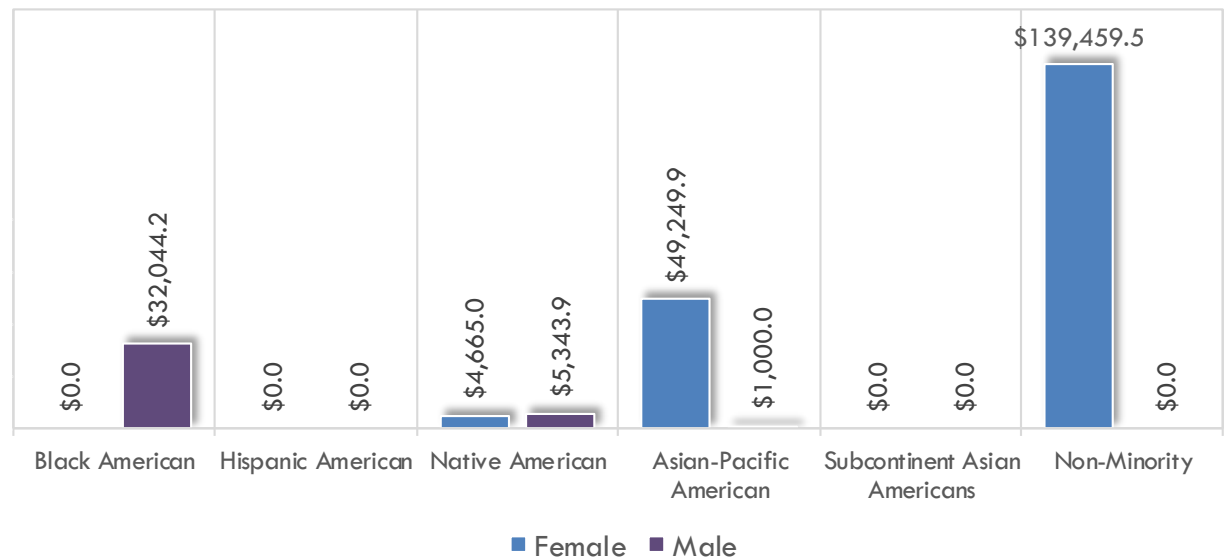
Gender	Work Value
Male	\$44,232.99
Female	\$193,374.40

MCUB Firms by Gender	# MCUB Firms
Male	15
Female	33

June '20 MCUB Commitment Amount by Ethnicity

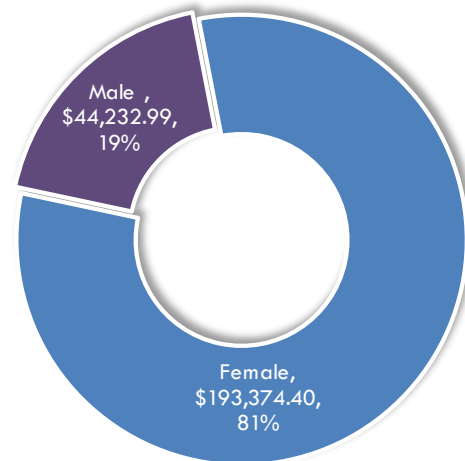


June '20 MCUB Commitment by Gender & Ethnicity



MCUB Firms Ethnicity	Female	Male
Black American	\$0.00	\$32,044.20
Hispanic American	\$0.00	\$0.00
Native American	\$4,665.00	\$5,343.94
Asian-Pacific American	\$49,249.87	\$1,000.00
Subcontinent Asian Americans	\$0.00	\$0.00
Non-Minority	\$139,459.53	\$0.00

June '20 MCUB Commitment \$ by Gender



June '20 MCUB Commitment \$ by Ethnicity

