






# Management Committee Financial Report 3<sup>rd</sup> Quarter, 2021

Management Committee  
December 8, 2021



# Operating Reserves

	2021 Year-End Projected Reserve		Minimum Target	Target %
General Fund	\$20,197		\$ 8,931	10%
HRA	15,135		7,084	8.3%
Environmental Services	30,044		13,683	10%
<b><u>Metro Transit</u></b>				
Bus	55,839		30,069	8.3-12.5%
Light Rail	9,507		7,298	
Commuter Rail	7,880		962	
<b><u>MTS</u></b>				
Trans Planning	6,827		3,272	31.5%
Metro Mobility	21,381		9,343	10%
Contracted Svcs.	17,354		2,739	10%

\$ in thousands



# General Fund Operating

	2021 YTD Results	% Budget	Projected Year-End	2021 Budget
Revenues	\$ 9,413	58%	17,107	16,175
Expenses	54,147	61%	86,635	89,305
Transfers	46,265	66%	69,614	69,614
Change	1,531		86	(3,516)
Beg Balance			25,499	
Assigned/Committed Balance			(5,388)	
<hr/>				
Ending Reserve Balance			\$ 20,197	
Target			\$ 8,831	

\$ in thousands



# General Fund Operating

Assigned/Committed Balances	Projected Year End
Risk: Self Insure (Errors and Omissions)	\$1,500
Compensated Absences (Accrued Leave)	3,729
Regional Water Supply Program	159
	<hr/> \$5,388

# Environmental Services Operating

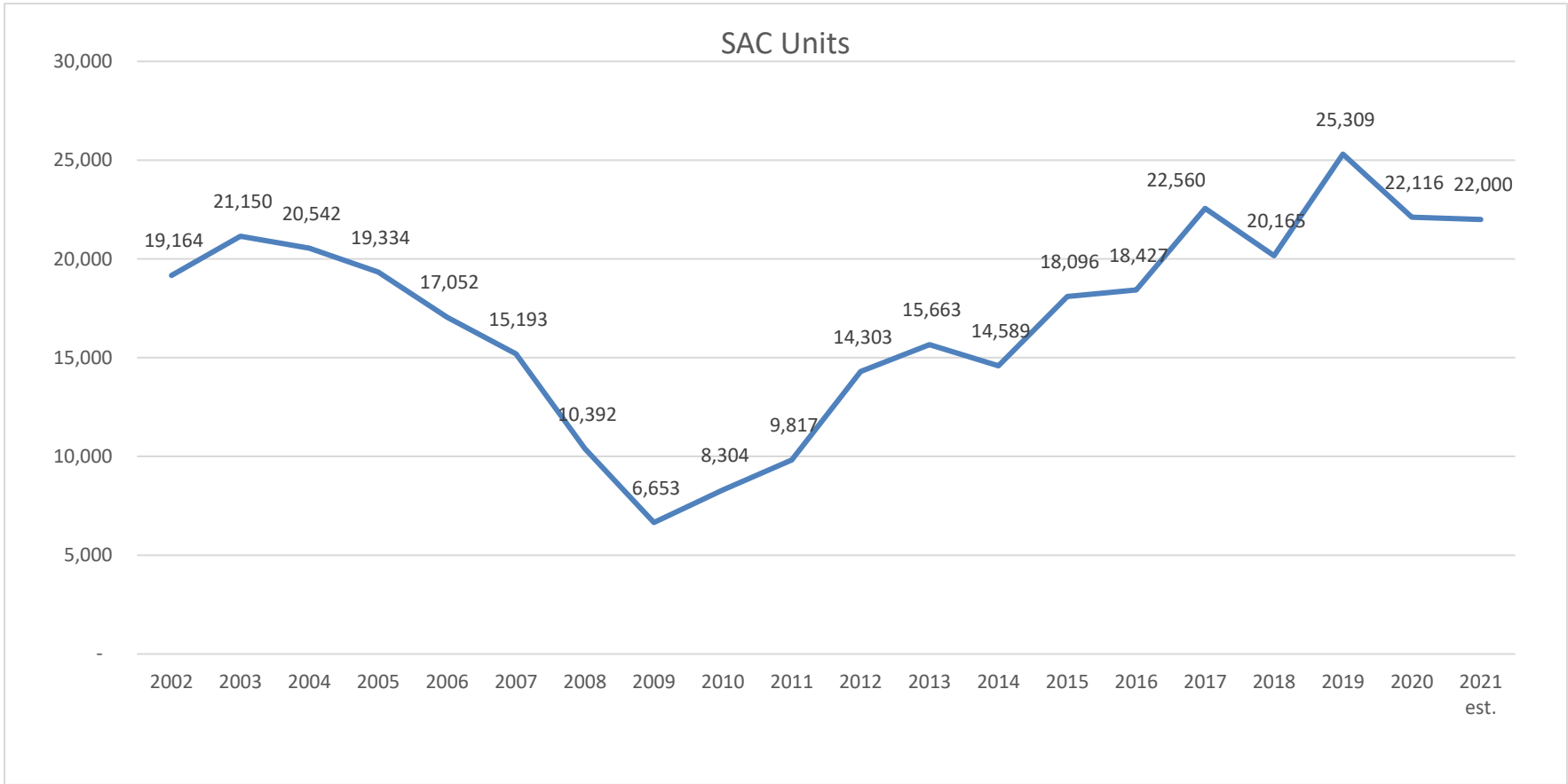
	2021 YTD Results	% Budget	Projected Year-End	2021 Budget
Revenues	\$ 190,354	74%	258,712	258,923
Expenses	92,714	68%	135,865	136,834
Transfers	(90,623)	72%	(124,378)	(125,118)
Change	7,017		(1,531)	(3,029)
Beg Balance			31,575	
Ending Reserve Balance			\$ 30,044*	
Target			\$ 13,683	

❖ \$2.1M of reserve balance is for water supply planning

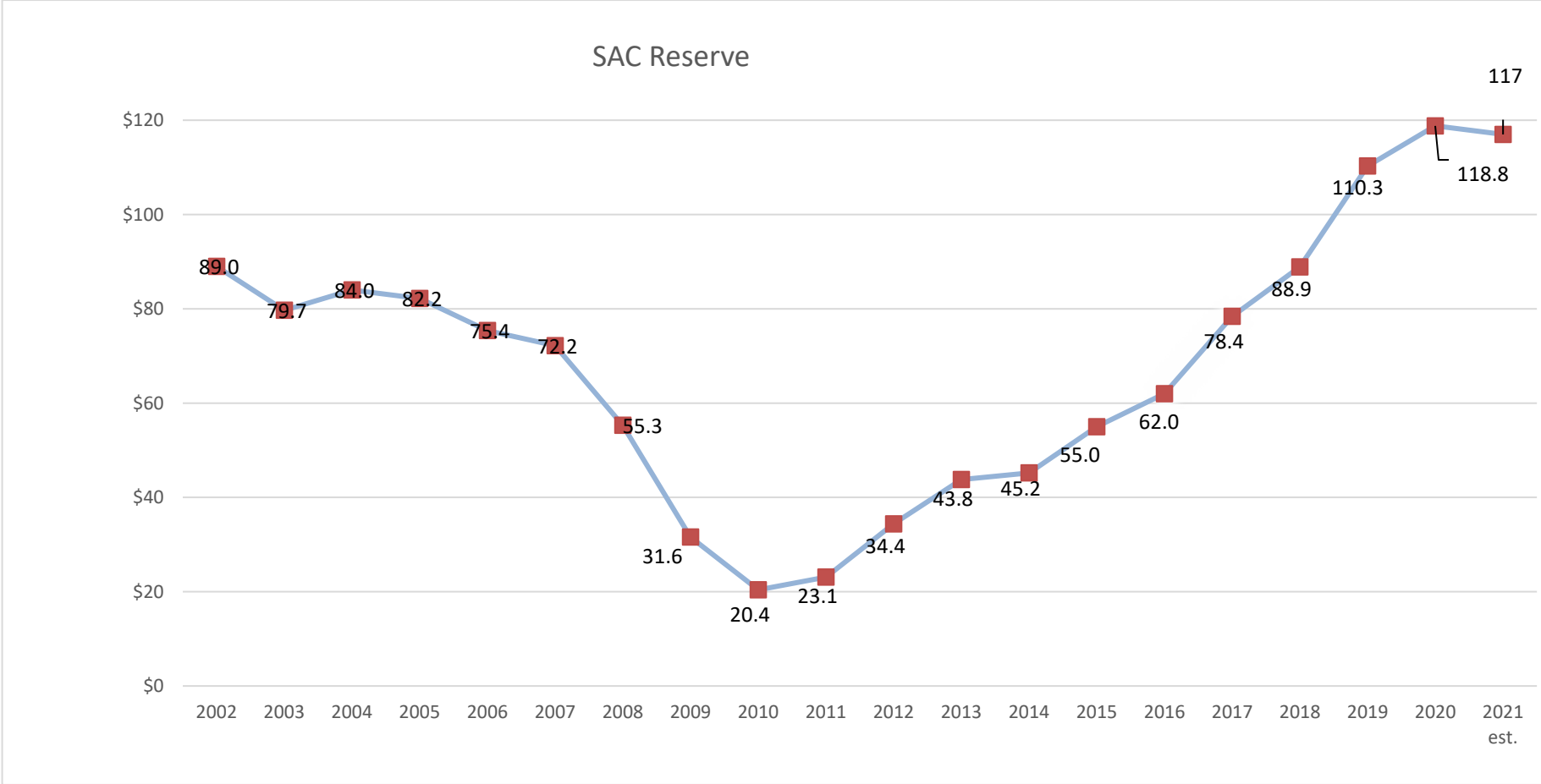
\$ in thousands



# SAC Units



# SAC Reserve Balance



# Housing and Redevelopment Authority

	2021YTD Results	% Budget	Projected Year-End	2021 Budget
Revenues	\$ 62,534	75%	82,257	83,492
Expenses	59,779	71%	80,830	84,290
Transfers	(715)	68%	(1,207)	(1,057)
Change	2,040		220	(1,855)
Beg Balance			14,915	
Ending Reserve Balance			\$ 15,135	
Target			\$ 7,084	

\$ in thousands





# MTS – Metro Mobility

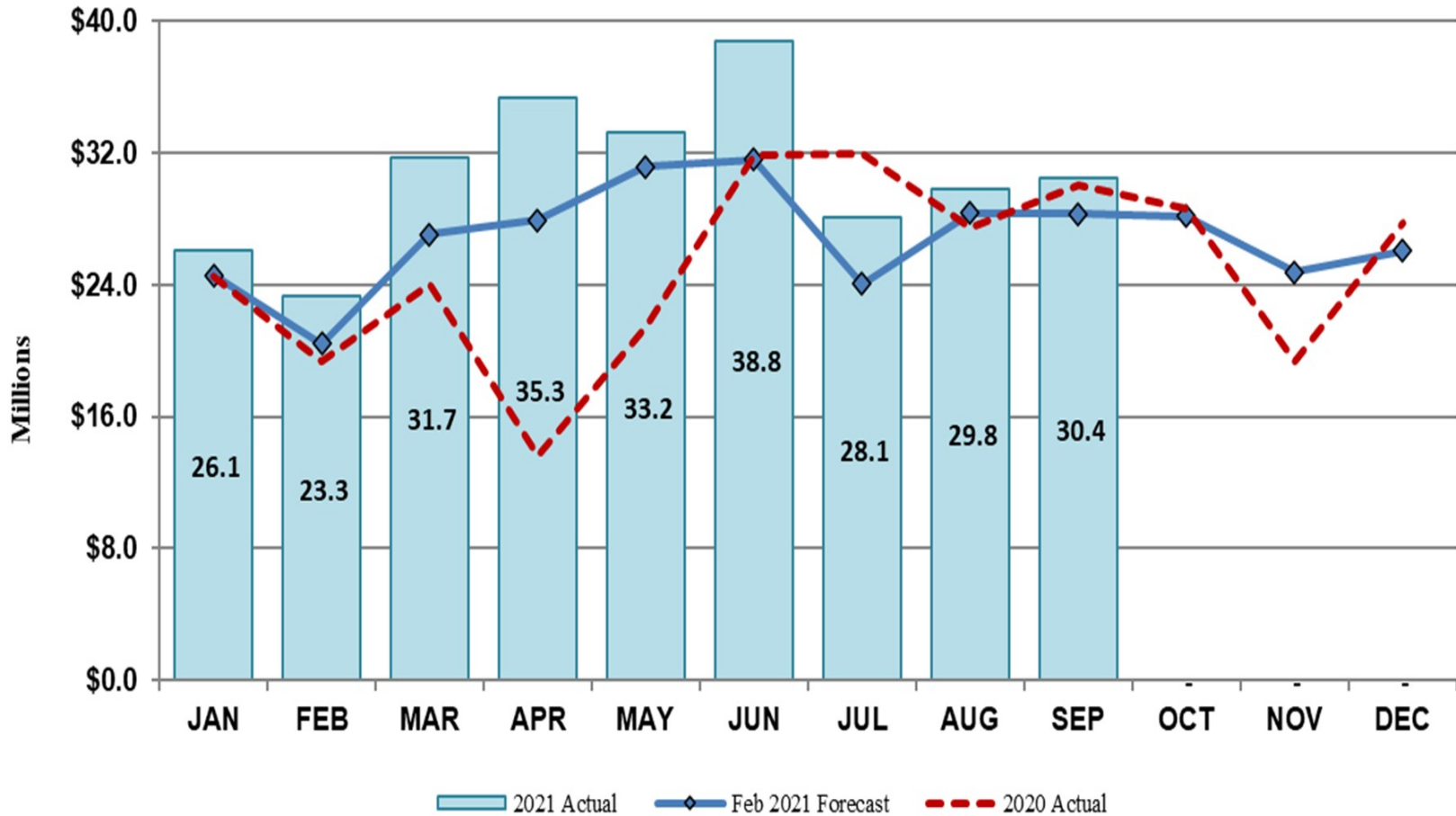
	2021 YTD Results	% Budget	Projected Year-End	2021 Budget
Revenues	\$ 55,504	78%	71,253	70,775
Expenses	62,004	69%	85,840	90,456
Transfers	(1,833)	62%	(2,978)	(2,978)
Change	(8,333)		(17,565)	(22,659)
Beg Balance			38,946	
Ending Reserve Balance			\$ 21,381	
Target			\$ 9,343	

\$ in thousands



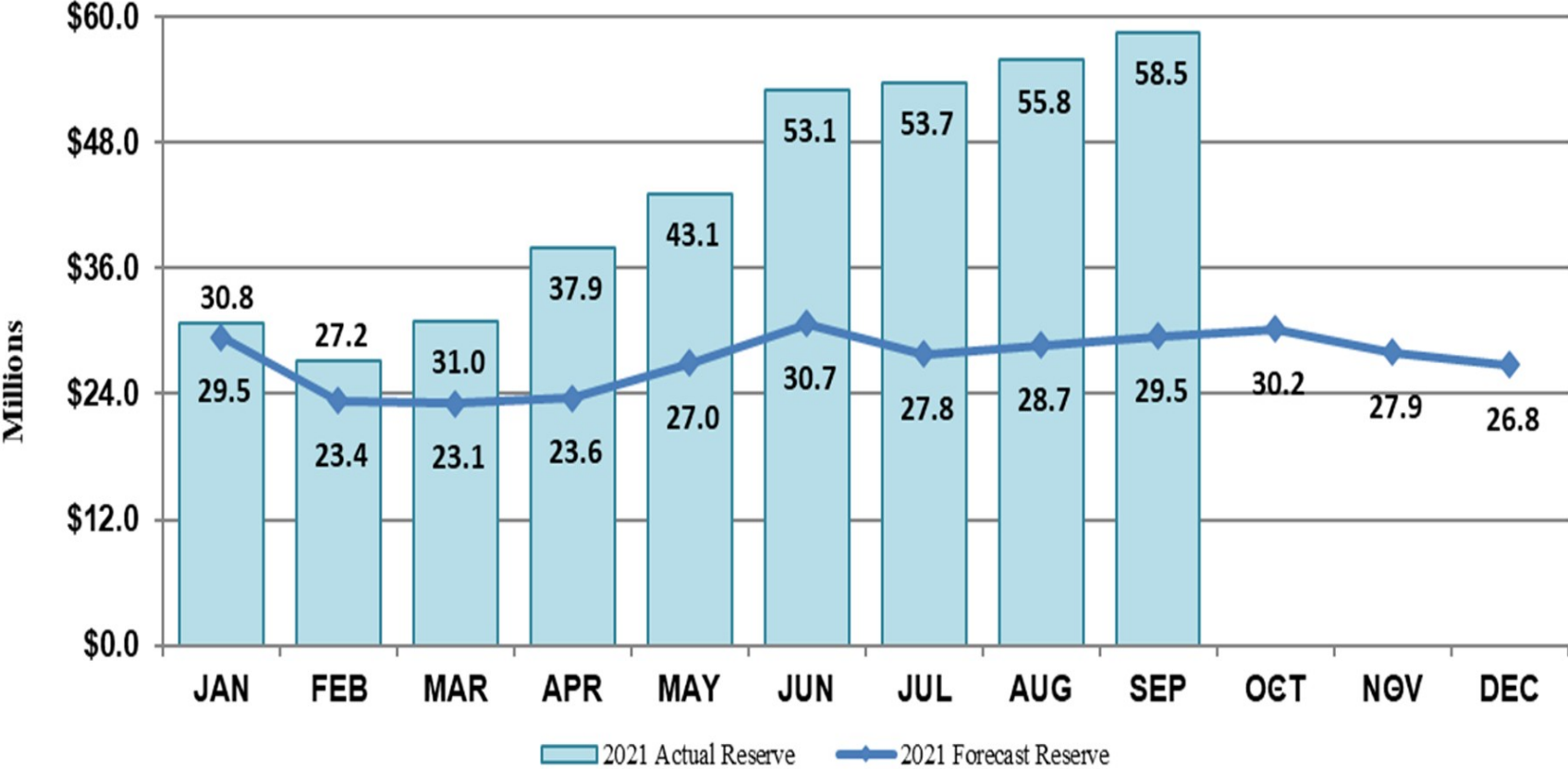
# Motor Vehicle Sales Tax Revenues

MOTOR VEHICLE SALES TAX (MVST) REVENUE  
Motor Vehicle Sales Tax - Forecasts and Budget Calendar Year 2021



# Motor Vehicle Sales Tax Reserve Balance

## MOTOR VEHICLE SALES TAX RESERVE BALANCE



# Metro Transit Bus Operations

	2021 YTD Results	% Budget	Projected Year-End	2021 Budget
Revenues	\$ 146,751	69%	202,097	213,443
Expenses	212,825	64%	302,144	333,723
Transfers	(17,943)	63%	(29,229)	(28,557)
Change	(84,017)		(129,276)	(148,837)
Beg Balance			185,115	
Ending Reserve Balance			\$ 55,839*	
Target (minimum)			\$ 30,069	

❖ Includes \$1.034M of TOD

\$ in thousands



# Metro Transit LRT Operations

	2021 YTD Results	% Budget	Projected Year-End	2021 Budget
Revenues	\$ 54,697	63%	80,476	86,156
Expenses	46,103	66%	64,288	69,488
Transfers	(12,556)	68%	(17,929)	(18,445)
Change	(3,962)		(1,741)	(1,777)
Beg Balance			11,248	
Ending Reserve Balance			\$ 9,507	
Target			\$ 7,298	

\$ in thousands



# Metro Transit Commuter Rail

	2021 YTD Results	% Budget	Projected Year-End	202 Budget
Revenues	\$ 6,546	57%	8,956	11,414
Expenses	5,178	48%	8,058	10,790
Transfers	(843)	105%	(806)	(801)
Change	525		92	(177)
Beg Balance			7,788	
Ending Reserve Balance			\$ 7,880	
Target			\$ 962	

\$ in thousands

