

Management Committee

Meeting date: May 12, 2021

Subject: First Quarter Procurement Summary and MCUB Goals Review

District(s), Member(s):

Policy/Legal Reference: FM14-2 Expenditures for the Procurement of Goods and Services

Staff Prepared/Presented: Jody Jacoby, Procurement Director, 651-602-1144; Ashanti Payne, OEO Assistant Director, 651-602-7660; Elaine Ogilvie, Small Business Unit Supervisor, 651-602-1163

Division/Department: Procurement

Council *Policy 14-2 – Expenditures* authorizes the Regional Administrator to approve awards not exceeding \$500,000 for all purchases of budgeted goods and services. In addition, the Regional Administrator is authorized to approve construction contracts where:

- (a) The value of the contract does not exceed \$2,500,000;
- (b) The construction project was included in the Council-adopted capital budget;
- (c) The cost of the project is less than the Engineer's Probable Construction Costs plus 10%;
- (d) Sufficient funds are available in the capital budget to complete the project.

The delegation authority of the Regional Administrator to approve awards for all purchases of budgeted goods and services was increased from \$250,000 to \$500,000 in October of 2013. Related to this increase in authority, the Council requested a report on any contracts valued between \$175,000 and \$250,000 and \$250,000 and \$500,000.

To satisfy this requirement a report that summarizes procurements for the preceding quarter is presented to the Council through the Management Committee at the end of each quarter. The report gives a breakdown of the number of procurements executed during the reporting period grouped by value, and details of all procurements which have a value greater than \$175,000 but less than or equal to \$500,000.

Procurements valued at greater than \$500,000 are generally approved individually by the Council, except for those construction contracts that meet the criteria given above. The Management Committee requested a quarterly summary of contracts over \$500,000.

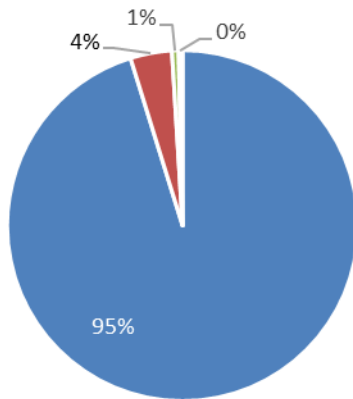
The first quarter 2021 Procurement Summary Information is attached.

Metropolitan Council

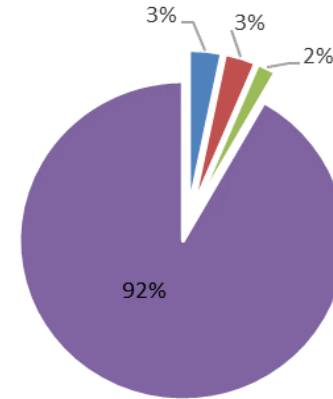
Procurement Summary Information - First Quarter, 2021

Dollar Amount Range	Number of Procurements		Percent Value \$	Total Value \$	
	First Quarter	YTD	First Quarter	First Quarter	YTD
\$0 - \$10,000	8,793	8,793	3.2%	\$8,876,996	\$8,876,996
\$10,001 - \$50,000	354	354	3.1%	\$8,536,165	\$8,536,165
\$50,001 - \$175,000	57	57	1.9%	\$5,193,760	\$5,193,760
\$175,001 - \$250,000	9	9	.8%	\$2,061,105	\$2,061,105
\$250,001 - \$500,000	6	6	.7%	\$1,971,999	\$1,971,999
Greater Than \$500,000	18	18	90.3%	\$248,020,957	\$248,020,957
Grand Total	9,237	9,237	100%	\$274,660,982	\$274,660,982

Procurements by # of Transactions Q1-2021



Procurements by Contract \$ Value Q1-2021



■ \$0-10,000 ■ \$10,000-50,000 ■ \$50,000-175,000 ■ \$175,000+

■ \$0-10,000 ■ \$10,000-50,000 ■ \$50,000-175,000 ■ \$175,000+

Details of Procurement Valued Between \$175,001 and \$250,000

Award Based on Formal Invitation for Bid

#	Contractor	Amount	Division	Description	Solicitation Method	Contractor Location	Contract Number	DBE/ MCUB Goal	DBE/ MCUB Commitment
1	Express Image Inc	\$180,894	MT	Shelter Signs Printing	Bids	Little Canada	20P125	None	None
2	Voestalpine Railway Systems Nortrack Inc	\$184,007	MT	Rail Parts	Bids	Birmingham AL	21P005	None	None

Details of Procurement Valued Between \$175,001 and \$250,000

Award Based on Request for Proposal

#	Contractor	Amount	Division	Description	Solicitation Method	Contractor Location	Contract Number	DBE/ MCUB Goal	DBE/ MCUB Commitment
1	HDR Engineering Inc	\$249,774	MT	Support Facilities Strategic Plan	Proposals	Chicago, IL	19P362A	5%	5.2%

Details of Procurement Valued Between \$175,001 and \$250,000

Award Based on Other Processes

#	Contractor	Amount	Div.	Description	Solicitation Method	Contractor Location	Contract/ PO Number	MCUB/DBE Goal	MCUB/DBE Commitment
1	Midway Ford Truck Utilities	\$207,627	MT	Purchase and Outfitting of E&F Helper Trucks - Replacement of 476 and 3 Expansions	State Contract	St Paul, MN	20P335	None	None
2	Parkeon	\$225,000	MT	Software Maintenance & Support	Sole Source	Moorestown, NJ	20P293	None	None
3	Westmont Industries LLC	\$225,920	MT	Hiawatha LRT Turn Table Replacement Project	Sole Source	Santa Fe Springs, CA	20P309	None	None
4	GS Systems Inc DBA Wonderware	\$226,450	ES	Wonderware Software Annual License Maintenance	Sole Source	Brookfield, WI	21P027	None	None
5	Insight Public Sector Inc	\$240,686	RA	Hardware purchase	State Contract	Dallas, TX	21P023	None	None
6	Assetworks LLC	\$246,078	ES	Vehicle Monitoring Service	Sole Source	Wayne, PA	21P072	None	None

Details of Procurement Valued Between \$250,001 and \$500,000

Award Based on Other Processes

#	Contractor	Amount	Div.	Description	Solicitation Method	Contractor Location	Contract Number	DBE/ MCUB Goal	DBE/ MCUB Commitment
1	Burnsville Automotive Inc	\$271,146	MTS	Metro Mobility Toyota Highlander Hybrid Purchase	State Contract	Burnsville, MN	21P093	None	None
2	Independent Emergency Services LLC	\$279,216	MT	Transit NG9-1-1 Total Hardware and Software Full Maintenance Agreement	Sole Source	Hutchinson, MN	20P022	None	None
3	Siemens Mobility	\$310,000	MT	LRT-LRV- MDS Replacement Parts	Sole Source	Louisville, KY	20P190	None	None
4	LOGIS	\$413,055	MT	Software Maintenance & Support	Sole Source	Golden Valley, MN	20P326	None	None
5	Genfare	\$450,000	MT	Genfare Yearly Sole Source	Sole Source	Elk Grove Village, IL	20P295	None	None
6	Tenvoorde Ford Inc	\$480,000	MT	Purchase Replacement Squads and Outfitting (Replaces 1910, 11, 16, 17, 32, 47)	State Contract	St Cloud, MN	20P248	None	None

Details of Procurement Valued Between \$250,000- \$500,000

Award Based on Formal Invitation for Bid

#	Contractor	Amount	Division	Description	Solicitation Method	Contractor Location	Contract Number	DBE/ MCUB Goal	DBE/ MCUB Commitment
1	Killmer Electric Co Inc	\$323,250	MT	Variable Message Sign Upgrade Lindbergh Terminal 1 and HHH Terminal 2	Bids	Crystal	20P074	None	None

Details of Procurement Valued Over \$500,000

Award Based on All Processes

#	Contractor	Amount	Div.	Description	Solicitation Method	Contractor Location	Contract Number	MCUB/DBE Goal	MCUB/DBE Commitment
1	Lube-Tech & Partners LLC	\$507,386	MT	Diesel Exhaust Fluid (DEF)	Bids	Golden Valley, MN	20P226	None	None
2	Brasco International Inc	\$523,700	MT	Bus Shelter Purchases	Bids	Brasco, MI	20P061	None	None
3	Waste Management	\$575,000	MT	Solid Waste and Recyclable Material Removal	Bids	Louisville, KY	20P040	None	None
4	Trapeze Software Group Inc	\$692,695	RA	Software License Renewal/Support	Sole Source	Cedar Rapids, IA	20P326	None	None
5	Paragon Development Systems Inc	\$788,420	ES	Hardware and associated maintenance support	Proposals	Chicago, IL	20P044	None	None
6	Hawkins Inc	\$892,260	ES	Emergency Declaration Disinfection Chemicals Supply	Other	MPLS	21P090	None	None
7	Batteries Plus	\$921,510	MT	3-year Bus Battery Purchase Contract with 1 Year Option	Bids	MPLS	20P272	None	None
8	Shaw-Lundquist Assoc Inc	\$1,820,194	ES	Rogers WWTR Misc. Modifications	Bids	MPLS	20P183	13%	34.10%

9	Venable LLP	\$2,445,920	MT	Legal Services	Proposals	Baltimore, MD	20P007	None	None
10	SM Hentges and Sons	\$2,547,881	ES	South Saint Paul WWTP Reconveyance, Lift Station L65 Improvements & Lift Station L74 Improvements	Bids	Jordan, MN	20P158	13%	8.90%
11	Parkeon	\$2,908,987	MT	Orange D Line Ticket Vending Machines	Sole Source	Moorestown, NJ	20P175	None	None
12	Trapeze Software Group Inc	\$10,341,807	MT	Transitmaster Maintenance Agreement - CAD/AVL System	Sole source	Cedar Rapids, IA	20P218	None	None
13	Shank Constructors Inc	\$13,119,800	ES	MWWTP Site Preparation and Improvements	Bids	Brooklyn Park	20P220	8%	9.05%
14	Gillig LLC	\$13,648,091	MT	Multi-year Contract for the Purchase of 26 Forty-Foot Buses	Proposals	Livermore, CA	19P122	None	None
15	Polydyne Inc	\$15,700,000	ES	Polymer	Bids	Atlanta, GA	19P249	None	None
16	Thomas and Sons Construction Inc	\$26,201,146	MT	D Line System-wide Construction	Bids	Rogers	20P279	15%	16.88%
17	Shank Constructors Inc	\$32,388,600	ES	MWWTP Secondary Treatment Renewal	Bids	Brooklyn Park	20P228	2%	2.29%
18	New Flyer of America Inc	\$121,997,561	MT	Multi-year Contract for the Purchase of 143 Standard Base-order Sixty-foot Buses	Proposals	Anniston, AL; St. Cloud; Crookston	19P321	None	None



Q1 2021 - Summary of MCUB Utilization

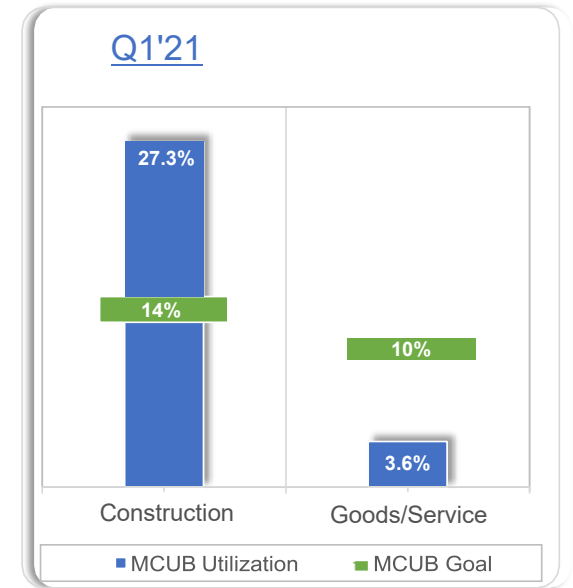
	CONSTRUCTION	GOODS & SERVICES	TOTAL SPEND
Q1'21 - ALL SPEND - MCUB ELIGIBLE:	\$4,616,769.55	\$35,001,517.0	\$39,618,286.54
Q1'21 - MCUB ACTUAL SPEND:			\$2,516,203.69 6%

Construction Procurements (# payments / \$ value): **88** **\$1,258,785.04** 3.2%

<i>Actual Spend on MCUB of MCUB Eligible:</i>	27.3%	
<i>Subcontracting Opportunity</i>	86	\$1,190,402.61 95%
<i>Purchase Orders Transactions</i>	2	\$68,382.43 5%

Goods & Services Procurements (# payments / \$ value): **1,196** **\$1,257,418.65** 3.2%

<i>Actual Spend on MCUB of MCUB Eligible:</i>	3.6%	
<i>Subcontracting Opportunity</i>	0	\$0
<i>P-Card Transactions</i>	86	\$19,230.95
<i>Purchase Orders Transactions</i>	1,110	\$1,238,187.70

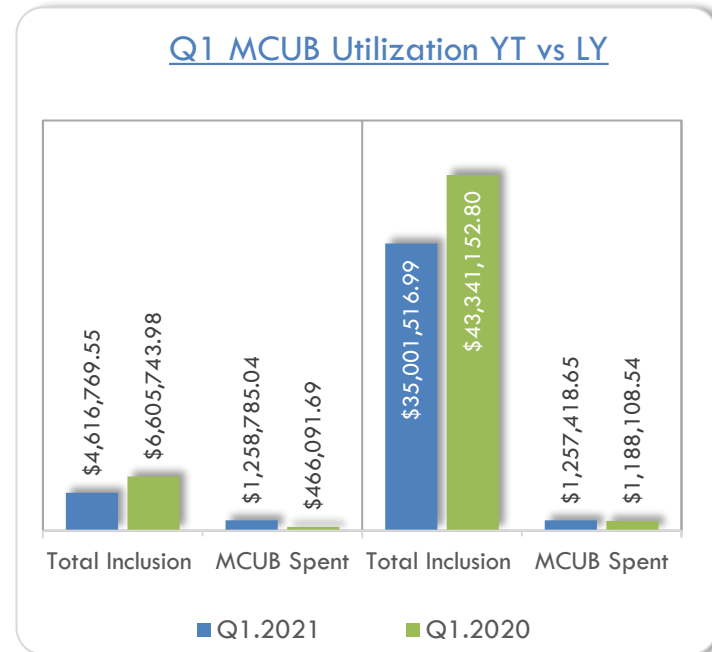


MCUB Utilization Same YT vs LY

	CONSTRUCTION		GOODS & SERVICES	
	Total Inclusion	MCUB Spent	Total Inclusion	MCUB Spent
Q1.2021	\$4,616,769.55	\$1,258,785.04	\$35,001,516.99	\$1,257,418.65
Q1.2020	\$6,605,743.98	\$466,091.69	\$43,341,152.80	\$1,188,108.54
Spending change	(\$1,988,974.43)	\$792,693.35	(\$8,339,635.81)	\$69,310.11
Rate of Change %	-30.11%	170.07%	-19.24%	5.83%

MCUB Utilization Year To Date

Construction (2021 MCUB Goal: 14%)	Total Inclusion \$	\$4,616,769.55
	Total MCUB Spend	\$1,258,785.04
	MCUB Spend %	27.3%
Goods & Services (2021 MCUB Goal: 10%)	Total Inclusion \$	\$35,001,516.99
	Total MCUB Spend	\$1,257,418.65
	MCUB Spend %	3.6%





Q1 2021 - MCUB Utilization by Division/Department

A. Total Spend (PO & P-card) - All Divisions:	\$141,380,593.68
B. Total Exclusions	\$101,762,307.14 72%
C. Total Inclusions	\$39,618,286.54 28%
<i>MCUB Total Construction</i>	<i>\$1,258,785.0</i> <i>3.18%</i>
<i>MCUB Total Goods/Services</i>	<i>\$1,257,418.65</i> <i>3.17%</i>
D. Total MCUB commitment	\$2,516,203.69 6.4%
<i>MCUB Total Construction</i>	<i>\$1,258,785.0</i> <i>50.03%</i>
<i>MCUB Total Goods/Services</i>	<i>\$1,257,418.65</i> <i>49.97%</i>

ENVIRONMENTAL SERVICES - Total MCUB Spend (PO + P-card) \$1,295,457.79 51%

	# payments	Category \$\$		Trans #	Category \$\$	
<i>PO MCUB Construction total</i>	0	\$0.00	0.00%	<i>PO MCUB Goods & Services</i>	827	\$231,763.25 17.9%
<i>P-card MCUB total</i>	14	\$4,040.72	0.31%	<i>total Subcontracting Opportunity</i>	65	\$1,059,653.82 81.8%
<i>All Division Construction</i>	13	\$2,323,989.40	5.87%	<i>All Division Goods & Services</i>	3912	\$5,427,393.04 13.70%

MCES Materials Supplies Adjs	WW P&CD Interceptor Engineering	Interceptor Maintenance	Seneca Maintenance	Metro LBU Maintenance	Maintenance Routine	Supp Srvc- Analytical Lab Srvc	Blue Lake Operations	MBU-Security
\$117,845.97	\$28,627.93	\$23,391.31	\$11,079.98	\$8,382.72	\$8,369.92	\$6,756.00	\$4,900.00	\$4,356.96
WWS Warehouse	Empire Maintenance	Blue Lake Maintenance	Eagles Point Maintenance	St Croix Valley Maintenance	Metro SMBU Maintenance	Interceptor Operations	Water Resources	Blue Lake NEFCO
\$3,915.74	\$3,678.00	\$3,227.99	\$2,121.21	\$1,747.51	\$1,555.99	\$508.85	\$322.47	\$286.80
Empire Operations	St Croix Valley Operations	Rogers Maintenance	Hastings Maintenance	East Bethel Maintenance				
\$231.18	\$225.76	\$159.74	\$48.10	\$23.12				

METRO TRANSIT - Total MCUB Spend (PO + P-card)

\$641,874.95 **26%**

	# payments	Category \$\$		Trans #	Category \$\$	
<i>PO MCUB Construction total</i>	2	\$68,382.43	10.65%	<i>PO MCUB Goods & Services total</i>	248	\$429,069.70 67%
<i>P-card MCUB total</i>	55	\$13,674.03	2.13%	<i>Subcontracting Opportunity</i>	21	\$130,748.79 20.37%
<i>All Division Construction</i>	19	\$2,292,780.15	5.79%	<i>All Division Goods & Services</i>	5397	\$8,816,010.93 22.3%

Engineering and Facilities Adm	Overhaul-TXbase	Maint of Support Facilities	Engineering and Facilities Adm	Maint of Public Facilities	Transit Info /Schedule Dist	Mpls O&M Stores-TXBase Only	Maintenance of Way - Northstar	Stores Admin - LRT
\$158,678.03	\$103,917.60	\$71,271.90	\$68,382.43	\$29,496.97	\$12,961.24	\$11,912.66	\$9,962.00	\$5,706.58
Mktg Graphics Sales Comm Minn	LRV Overhaul	Facility and Asset Security Svs	Bus Transportation Admin	MPLS RSF Stores, TxBase Only	Police Admin and Investigation	IS-Management	Metro Transit-Wide costs	All other
\$4,951.36	\$4,461.63	\$3,715.43	\$3,000.00	\$2,982.87	\$2,903.00	\$2,493.99	\$416.50	\$237.94

REGIONAL ADMINISTRATION - Total MCUB Spend (PO + P-card)

\$59,282.13 **2%**

	# payments	Category \$\$		Trans #	Category \$\$	
<i>PO MCUB Construction total</i>	0	\$0.00	0.0%	<i>PO MCUB Goods & Services total</i>	24	\$57,865.03 97.6%
<i>P-card MCUB total</i>	14	\$1,417.10	2.39%	<i>Subcontracting Opportunity</i>	0	\$0.00 0.00%
<i>All Division Construction</i>	0	\$0.00	0.00%	<i>All Division Goods & Services</i>	259	\$824,182.84 2.1%
HR-Benefits	390 Rent and Operating Expense	Central Services-Admin	HR LOD	IS-Management		
\$30,770.30	\$20,600.17	\$4,019.56	\$1,475.00	\$1,000.00		

TRANSPORTATION SERVICES \$ (PO + P-card)

\$511,368.98 20.32%

	# payments	Category \$\$	
<i>PO MCUB Construction total</i>	0	\$0.00	0.00%
<i>P-card MCUB</i>	1	\$17.10	0.00%
<i>All Division</i>	0	\$0.00	0.00%

	Trans #	Category \$\$	
<i>PO MCUB Goods & Services total</i>	10	\$511,351.88	100.00%
<i>Sub contracting</i>	0	\$0.00	0.00%
<i>All Division Goods &</i>	125	\$19,897,659.36	50.22%

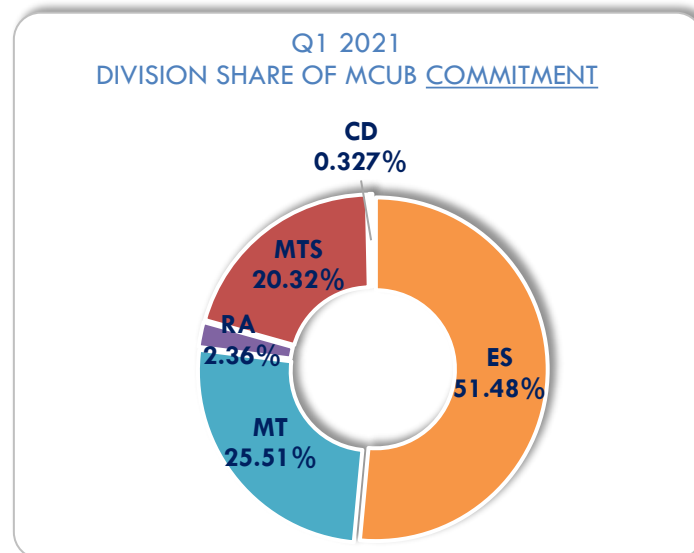
Metro Mobility Service Center	Fixed Route Prog
\$492,884.40	\$18,467.48

COMMUNITY DEVELOPMENT - Total MCUB Spend (PO +

\$8,219.84 0.327%

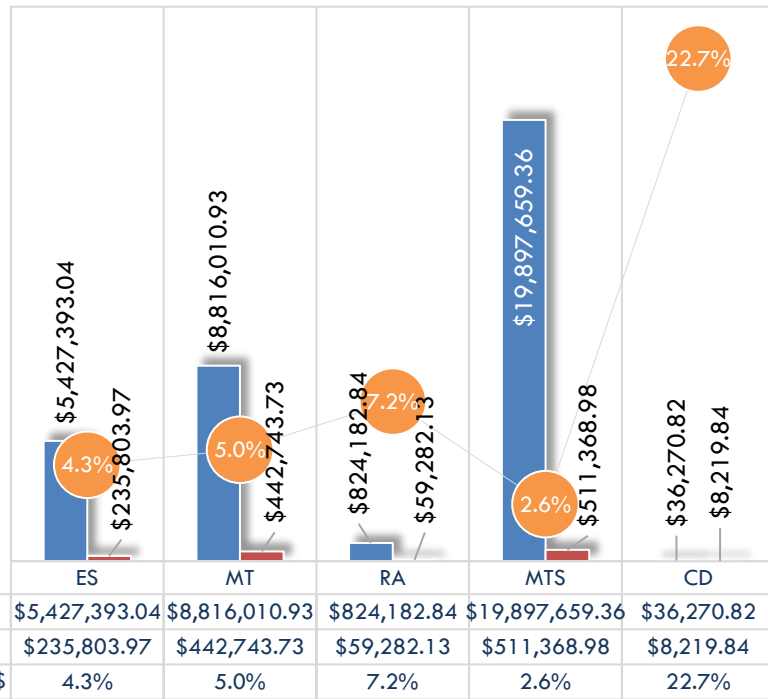
	# payments	Category	
<i>PO MCUB Construction total</i>	0	\$0.00	0.00%
<i>P-card MCUB total</i>	2	\$82.00	0.998%
<i>All Division Construction</i>	0	\$0.00	0.00%

	Trans #	Category	
<i>PO MCUB Goods & Services total</i>	1	\$8,137.84	99.00%
<i>Subcontracting Opportunity</i>	0	\$0.00	0.00%
<i>All Division Goods & Services</i>	6	\$36,270.82	0.09%



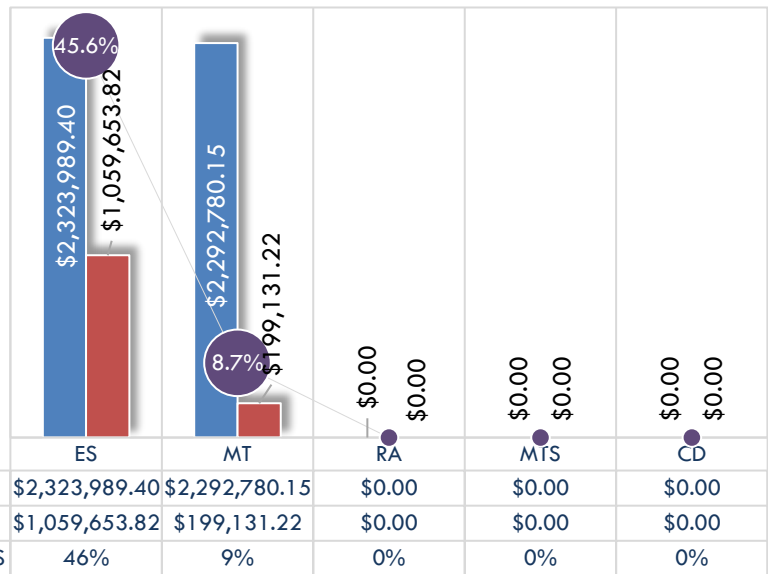
**GOODS & SERVICES
INCLUSION \$ vs MCUB \$
BY DIVISION**

**2021
MCUB
GOALS**
Goods
and
services:
10%



**CONSTRUCTION
INCLUSION \$ vs MCUB \$
BY DIVISION**

**2021
MCUB
GOALS**
Constru
ction
14%





Q1 2021 MCUB Utilization Demographics Details

Demographics Breakdown	Work Value	% total	% Inclusion
Black American	\$611,374.19	24%	1.54%
Hispanic American	\$64,118.05	3%	0.16%
Native American	\$184,744.98	7%	0.47%
Asian-Pacific American	\$698,924.96	28%	1.76%
Subcontinent Asian Americans	\$55,903.11	2%	0.14%
MBE (CERT)	\$0.00	0%	0.00%
VET	\$4,621.70	0%	0.01%
Non-Minority	\$854,505.09	34%	2.16%
Unknown	\$42,011.61	2%	0.11%
Total MCUB Subcontracting	\$2,516,203.69		
Total MCUB Inclusion	\$39,618,286.54		

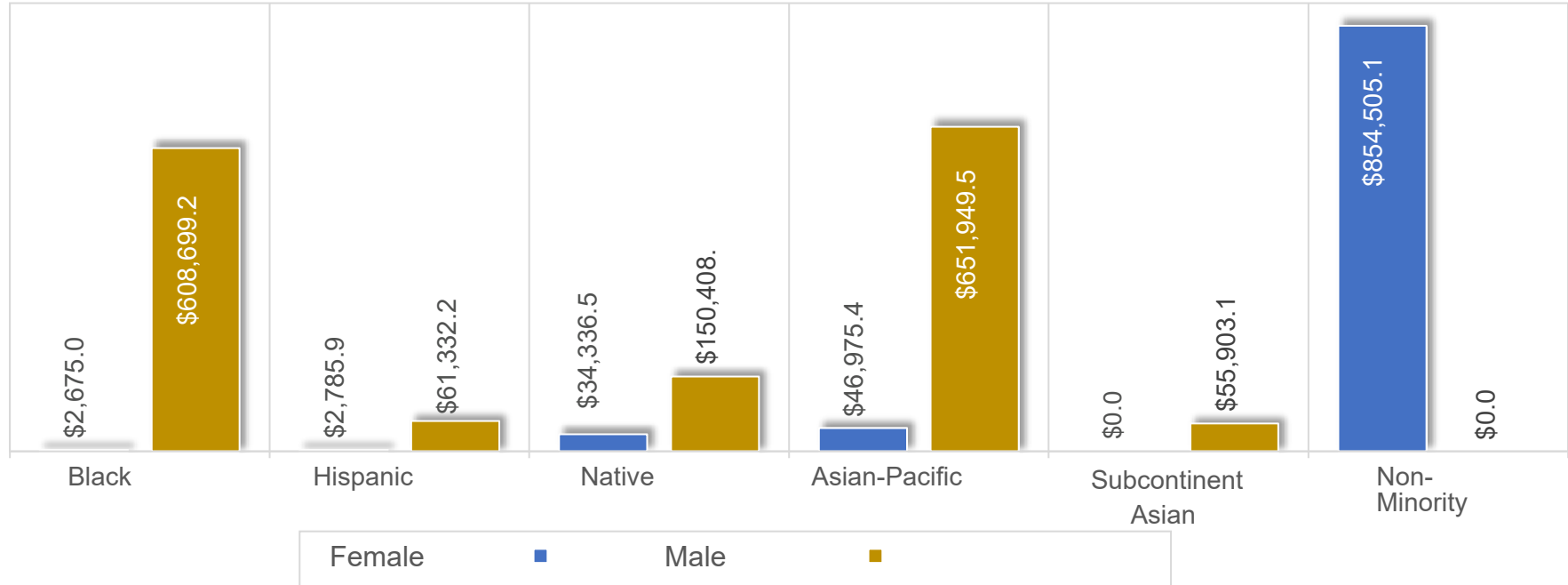
Gender	Work Value
Male	\$1,532,914.20
Female	\$941,277.88

MCUB Firms by Gender	# MCUB Firms
Male	532
Female	702

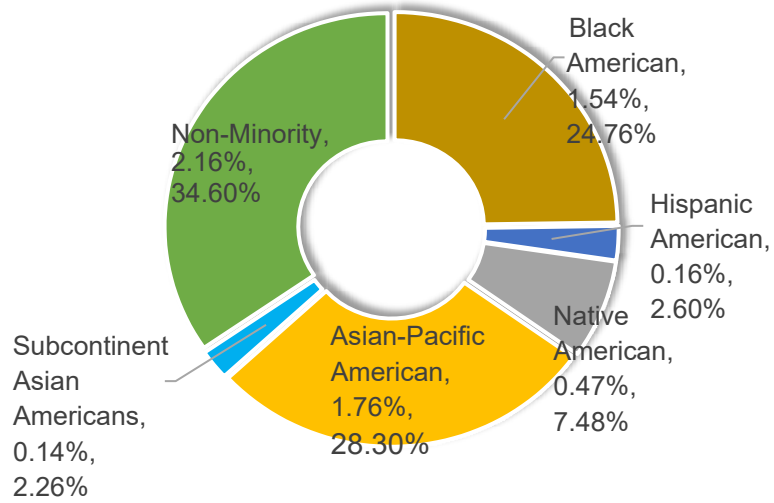
MCUB Firms Ethnicity	Female	Male
Black American	\$2,675.00	\$608,699.19
Hispanic American	\$2,785.85	\$61,332.20
Native American	\$34,336.50	\$150,408.48
Asian-Pacific American	\$46,975.44	\$651,949.52
Subcontinent Asian Americans	\$0.00	\$55,903.11
Non-Minority	\$854,505.09	\$0.00

Number of Unique MCUB Fir	Female	Male
Black American	1	9
Hispanic American	0	2
Native American	2	2
Asian-Pacific American	2	2
Subcontinent Asian Americans	0	0
Non-Minority	45	0

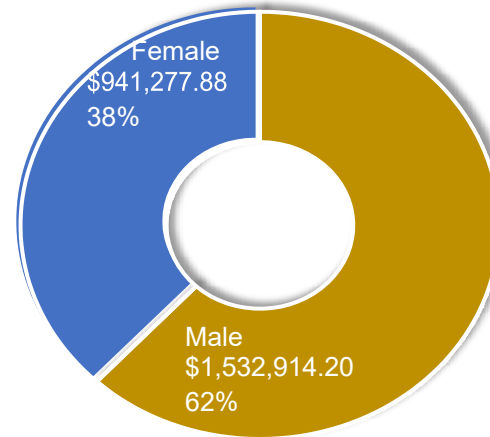
Q1 2021 MCUB Utilization by Gender & Ethnicity



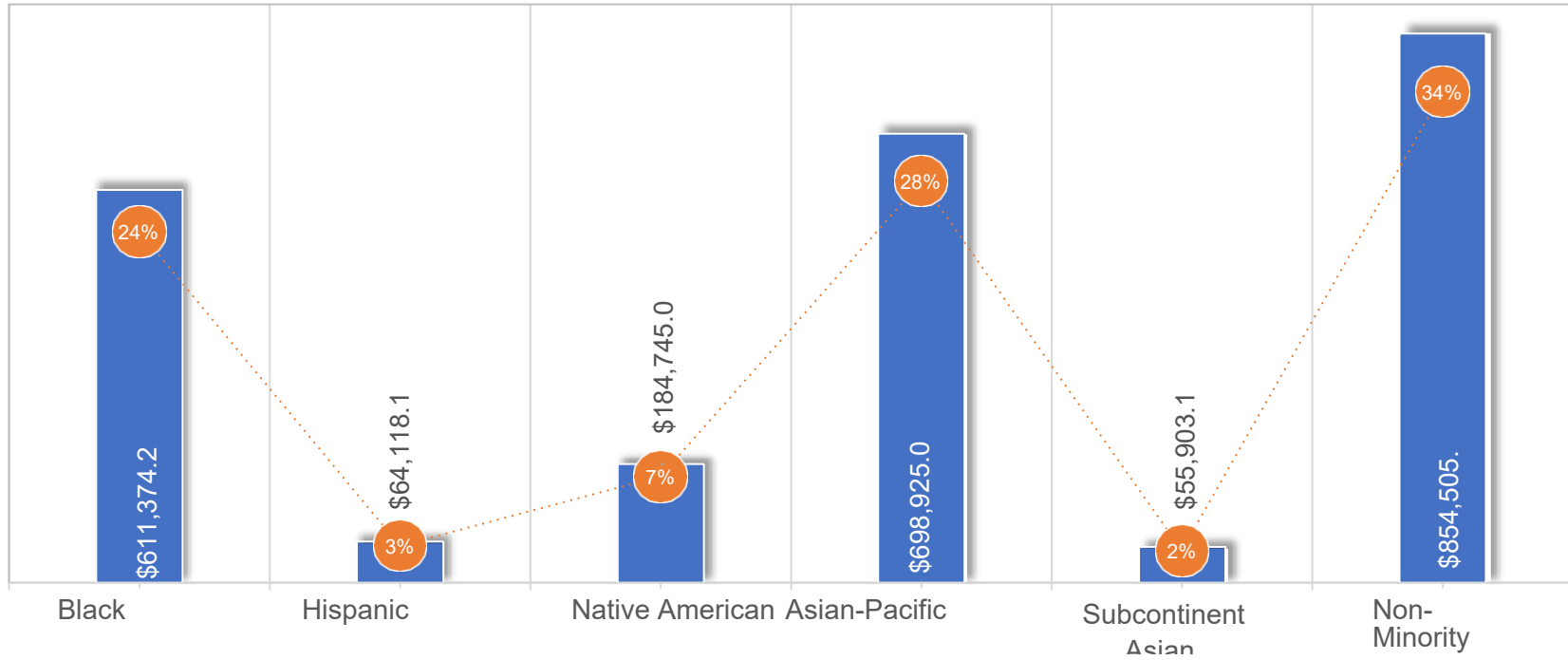
Q1 2021 MCUB Inclusion \$ by Ethnicity



Q1 2021 Utilization by Gender



Q1 2021 MCUB Utilization by Ethnicity



Q1 2021 Number of Unique MCUB firms Utilized

