






Management Committee Financial Report 2nd Quarter, 2021

Management Committee
August 25, 2021



Operating Reserves

	2021 Year-End Projected Reserve		Minimum Target	Target %
General Fund	\$21,781		\$ 8,528	10%
HRA	14,271		7,068	8.3%
Environmental Services	28,163		13,683	10%
<u>Metro Transit</u>				
Bus	61,875		29,108	8.3-12.5%
Light Rail	13,042		7,151	
Commuter Rail	8,181		947	
<u>MTS</u>				
Trans Planning	6,946		3,222	31.5%
Metro Mobility	19,763		9,330	10%
Contracted Svcs.	17,272		2,734	10%

\$ in thousands



General Fund Operating

	2021 YTD Results	% Budget	Projected Year-End	2021 Budget
Revenues	\$ 925	6%	16,414	16,175
Expenses	35,946	42%	85,043	85,284
Transfers	30,410	43%	70,824	70,824
Change	(4,611)		2,195	1,715
Beg Balance			25,499	
Assigned/Committed Balance			(5,388)	
Ending Reserve Balance			\$ 21,781	
Target			\$ 8,528	

\$ in thousands



General Fund Operating

Assigned/Committed Balances	Projected Year End
Risk: Self Insure (Errors and Omissions)	\$1,500
Compensated Absences (Accrued Leave)	3,729
Regional Water Supply Program	159
	<hr/> \$5,388

Environmental Services Operating

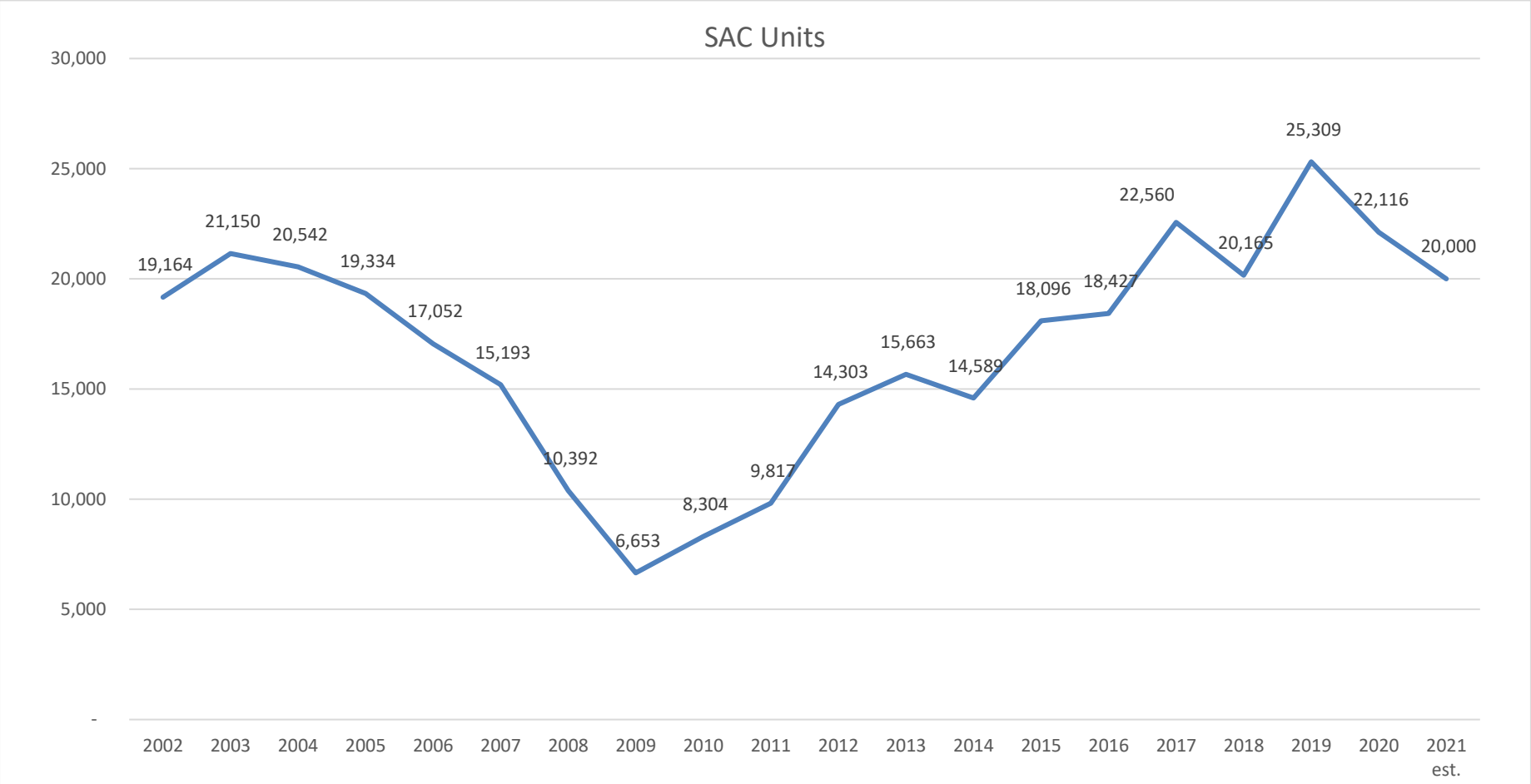
	2021 YTD Results	% Budget	Projected Year-End	2021 Budget
Revenues	\$ 125,513	48%	258,681	258,923
Expenses	57,867	42%	138,005	136,834
Transfers	(62,502)	50%	(124,088)	(124,088)
Change	5,144		(3,412)	(1,999)
Beg Balance			31,575	
Ending Reserve Balance			\$ 28,163*	
Target			\$ 13,683	

❖ \$2.1M of reserve balance is for water supply planning

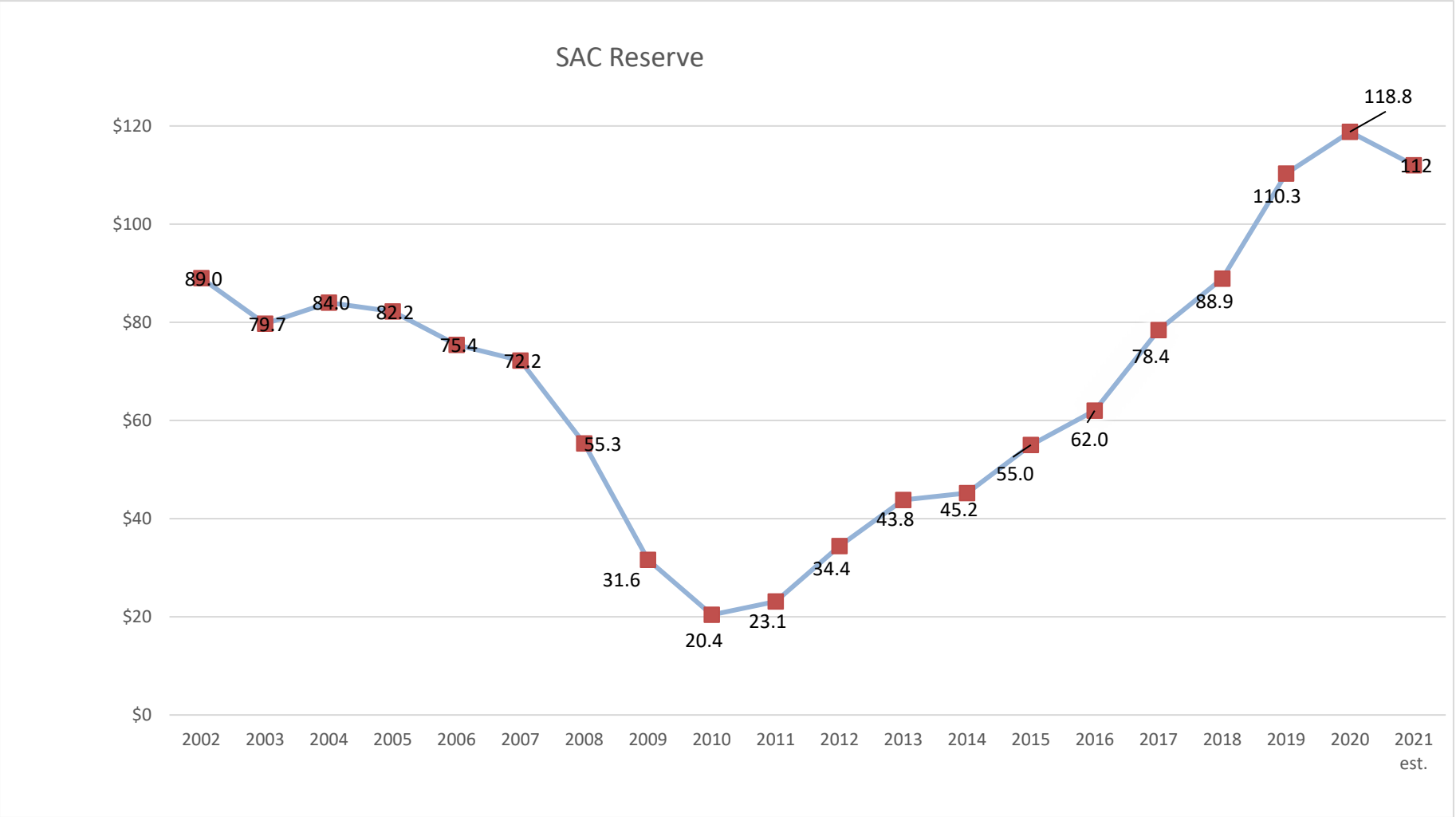
\$ in thousands



SAC Units



SAC Reserve Balance



Housing and Redevelopment Authority

	2021YTD Results	% Budget	Projected Year-End	2021 Budget
Revenues	\$ 40,459	48%	82,726	83,492
Expenses	39,893	47%	82,338	84,125
Transfers	(453)	44%	(1,032)	(1,032)
Change	113		(644)	(1,665)
Beg Balance			14,915	
Ending Reserve Balance			\$ 14,271	
Target			\$ 7,068	

\$ in thousands



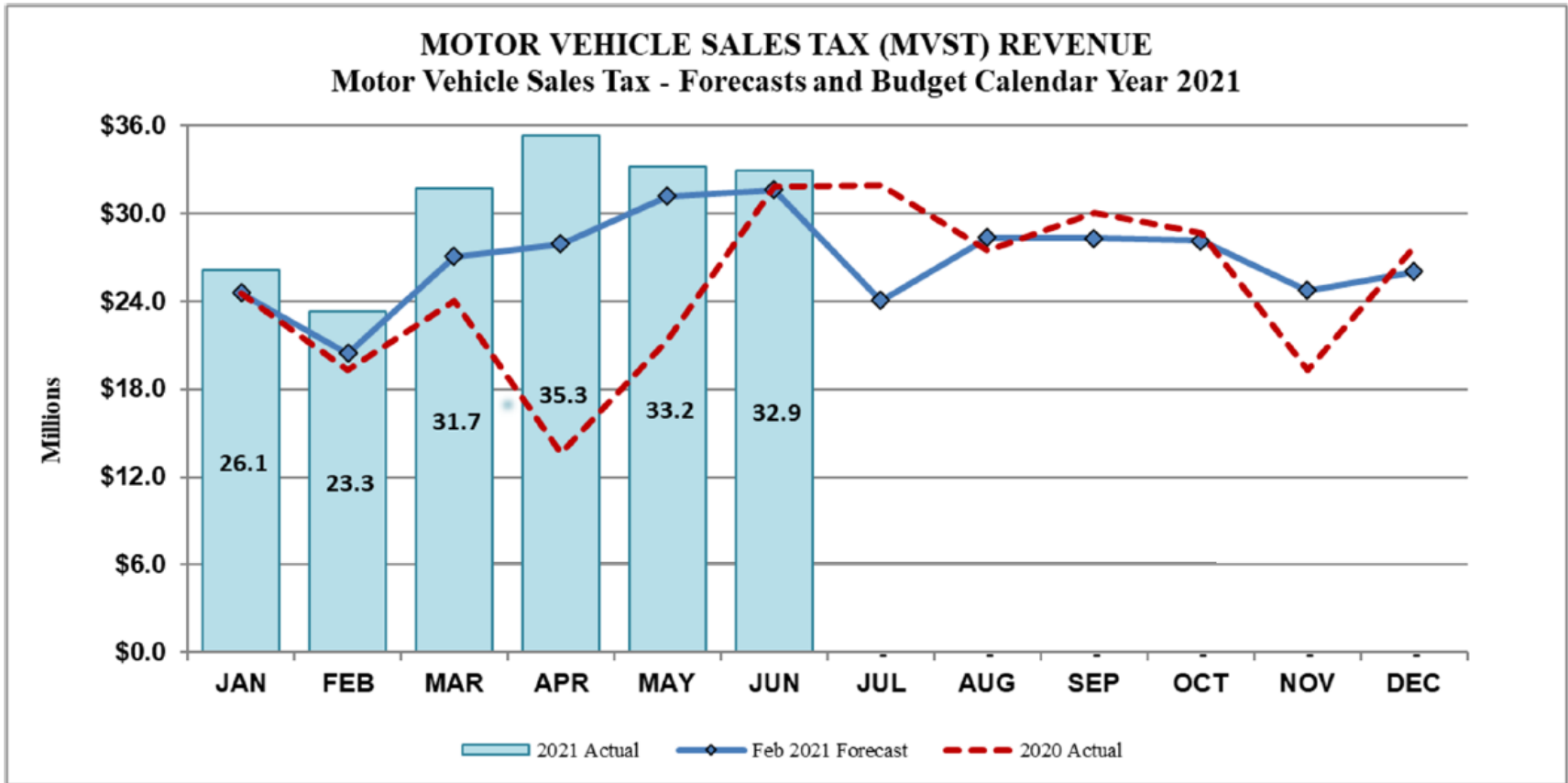
MTS – Metro Mobility

	2021 YTD Results	% Budget	Projected Year-End	2021 Budget
Revenues	\$ 39,731	56%	70,937	70,775
Expenses	42,178	47%	87,194	90,376
Transfers	(1,265)	43%	(2,926)	(2,926)
Change	(3,712)		(19,183)	(22,527)
Beg Balance			38,946	
Ending Reserve Balance			\$ 19,763	
Target			\$ 9,330	

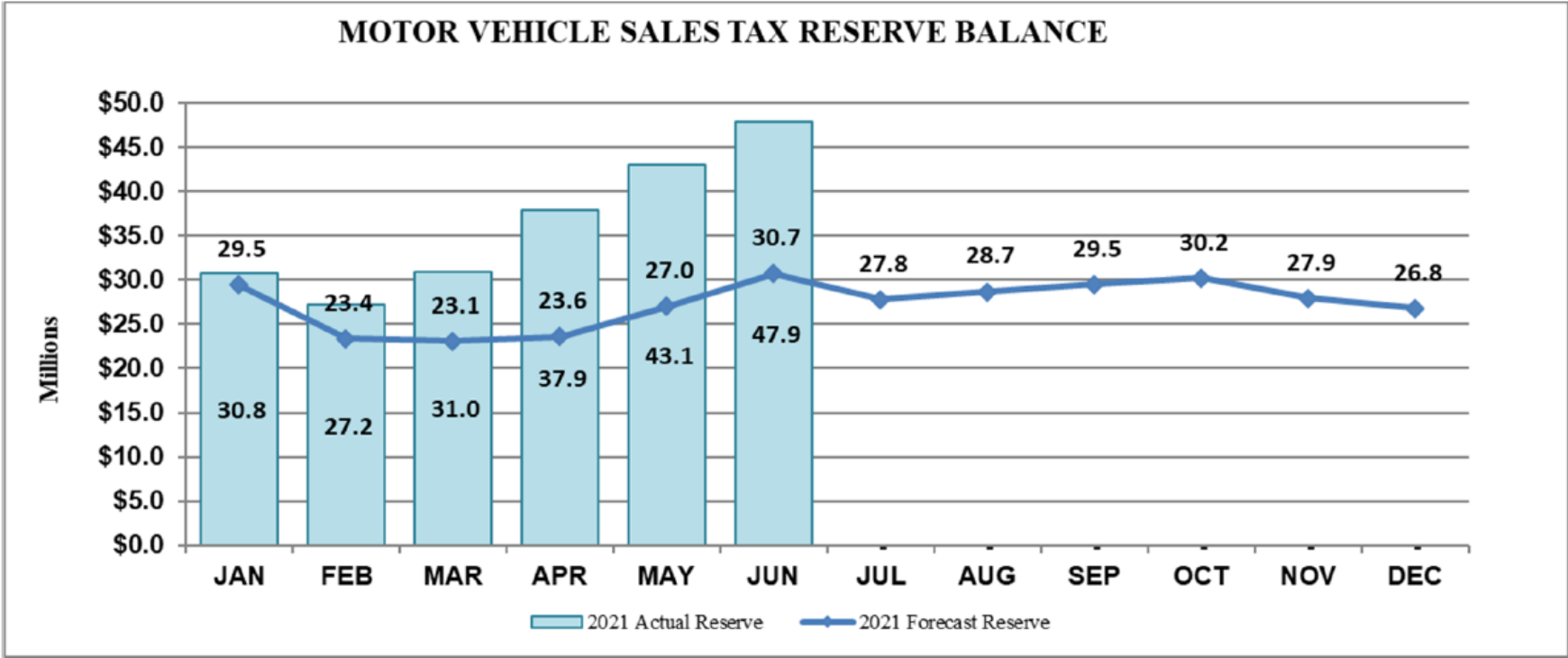
\$ in thousands



Motor Vehicle Sales Tax Revenues



Motor Vehicle Sales Tax Reserve Balance



Metro Transit Bus Operations

	2021 YTD Results	% Budget	Projected Year-End	2021 Budget
Revenues	\$ 99,928	47%	209,025	213,194
Expenses	141,228	44%	307,610	323,248
Transfers	(11,860)	43%	(27,175)	(27,445)
Change	(53,160)		(125,760)	(137,499)
Beg Balance			187,635	
Ending Reserve Balance			\$ 61,875*	
Target (minimum)			\$ 29,108	

❖ Includes \$976K of TOD

\$ in thousands



Metro Transit LRT Operations

	2021 YTD Results	% Budget	Projected Year-End	2021 Budget
Revenues	\$ 38,977	45%	83,463	86,153
Expenses	31,179	46%	65,279	67,791
Transfers	(8,089)	44%	(18,148)	(18,362)
Change	(291)		36	0
Beg Balance			13,007	
Ending Reserve Balance			\$ 13,043	
Target			\$ 7,151	

\$ in thousands



Metro Transit Commuter Rail

	2021 YTD Results	% Budget	Projected Year-End	202 Budget
Revenues	\$ 4,354	38%	11,149	11,414
Expenses	4,513	43%	9,773	10,613
Transfers	(434)	54%	(738)	(801)
Change	(593)		638	0
Beg Balance			7,543	
Ending Reserve Balance			\$ 8,181	
Target			\$ 947	

\$ in thousands

