

Information Item

Management Committee



Meeting Date: November 09, 2022

Topic

2022 Third Quarter Procurement Summary and MCUB Goals Review

District(s), Member(s):

Policy/Legal Reference: FM14-2 Expenditures for the Procurement of Goods and Services

Staff Prepared/Presented: Jody Jacoby, Procurement Director, 651-602-1144; Ashanti Payne, OEEA Assistant Director, 651-602-7660

Division/Department: Procurement / OEEA

Background

Council *Policy 14-2 – Expenditures* authorizes the Regional Administrator to approve awards not exceeding \$500,000 for all purchases of budgeted goods and services. In addition, the Regional Administrator is authorized to approve construction contracts where:

- (a) The value of the contract does not exceed \$10,000,000;
- (b) The construction project was included in the Council-adopted capital budget;
- (c) The cost of the project is less than the Engineer's Probable Construction Costs plus 10%;
- (d) Sufficient funds are available in the capital budget to complete the project.

The delegation authority of the Regional Administrator to approve awards for all purchases of budgeted goods and services was increased from \$250,000 to \$10,000,000 in September of 2022. Related to this increase in authority, the Council requested a report on any contracts valued between \$175,000 and \$250,000, \$500,000, and \$10,000,000.

To satisfy this requirement a report that summarizes procurements for the preceding quarter is presented to the Council through the Management Committee at the end of each quarter. The report gives a breakdown of the number of procurements executed during the reporting period grouped by value, and details of all procurements which have a value greater than \$175,000 but less than or equal to \$10,000,000.

Procurements valued at greater than \$10,000,000 are generally approved individually by the Council, except for those construction contracts that meet the criteria given above. The Management Committee requested a quarterly summary of contracts over \$500,000.

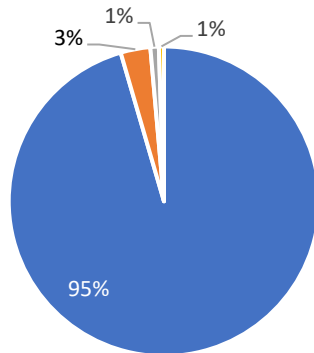
The third quarter 2022 Procurement Summary and OEEA MCUB Information is attached.

Metropolitan Council

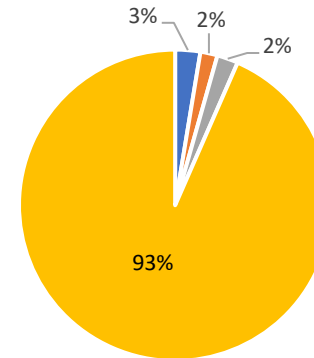
Procurement Summary Information - Third Quarter, 2022

Dollar Amount Range	Number of Procurements		Percent Value \$	Total Value \$	
	Third Quarter	YTD	Third Quarter	Third Quarter	YTD
\$0 - \$10,000	9,256	27,019	2.6%	\$10,033,192	\$29,004,504
\$10,001 - \$50,000	300	994	1.8%	\$6,839,614	\$22,974,474
\$50,001 - \$175,000	85	253	2.2%	\$8,428,789	\$23,987,954
\$175,001 - \$250,000	19	39	1.1%	\$4,125,565	\$8,417,287
\$250,001 - \$500,000	14	56	1.5%	\$5,630,188	\$22,145,369
Greater Than \$500,000	19	44	90.9%	\$350,885,010	\$488,349,185
Grand Total	9,693	28,405	100%	\$385,942,358	\$594,878,773

Procurements by # of Transactions Q3-2022



Procurements by Contract \$ Value Q3-2022



■ \$0-10,000
 ■ \$10,000-50,000
 ■ \$50,000-175,000
 ■ \$175,000+

■ \$0-10,000
 ■ \$10,000-50,000
 ■ \$50,000-175,000
 ■ \$175,000+

Details of Procurement Valued Between \$175,001 and \$250,000

Award Based on Requests for Proposals

#	Contractor	Amount	Division	Description	Solicitation Method	Contractor Location	Contract Number	DBE/MCUB Goal	DBE/MCUB Commitment
1	Belcom Inc	\$175,000	MT	Metro Transit Security Services - Franklin Station	Proposals	Bloomington	22P201	None	100%
2	Belcom Inc	\$175,000	MT	Metro Transit Security Services - Lake Street Station	Proposals	Bloomington	22P202	None	100%
3	Braun Intertec	\$250,000	MT	Master Contract for Environmental Assessment and Investigation	Proposals	St. Paul	21P251A	None	None
4	American Engineering and Testing Inc	\$250,000	MT	Master Contract for Environmental Assessment and Investigation	Proposals	Minneapolis	21P251B	None	None
	Short Elliot Hendrickson Inc	\$250,000	MT	Master Contract for Environmental Assessment and Investigation	Proposals	St. Paul	21P251C	None	None
	WSP USA Inc	\$250,000	MT	Master Contract for Environmental Assessment and Investigation	Proposals	Minneapolis	21P251D	None	None

Details of Procurement Valued Between \$175,001 and \$250,000

Award Based on Invitation for Bids

#	Contractor	Amount	Division	Description	Solicitation Method	Contractor Location	Contract Number	DBE/MCUB Goal	DBE/MCUB Commitment
1	C.O.D. Services LLC	\$195,000	MT	Interoffice Courier Services	Bids	St Paul	22P060A	6%	100%
2	Grounds Maintenance Service Inc	\$196,010	ES	Seneca Blue Lake Lawn Services	Bids	Elk River	22P106	10%	10%
3	Premier Electrical Corp	\$200,438	MT	5 th St Fiber Connection	Bids	Brooklyn Park	22P029	None	None
4	JPMI Construction Co	\$201,500	MT	Heywood Interior Garage Door and Fuel Piping bracing	Bids	New Brighton	21P181	10%	19.7%
	Grounds Maintenance Service Inc	\$217,760	ES	Empire Plant Lawn Services	Bids	Elk River	22P107	10%	10%
	Progress Rail Services	\$226,810	MT	Bass Lake Spur West Special Track Turnouts	Bids	Chicago	22P100	None	None

Details of Procurement Valued Between \$175,001 and \$250,000

Award Based on Other Processes

#	Contractor	Amount	Division	Description	Solicitation Method	Contractor Location	Contract/PO Number	MCUB/DBE Goal	MCUB/DBE Commitment
1	Now Micro	\$175,000	RA	Bulk Order Stock Laptops	Cooperate Purchasing Agreement	St. Paul	22P275	None	None
2	MOAC Land Holdings LLC	\$180,000	MT	Blue Line Enhancement Phase IIA MOA East Lot Lease	Exemption	Bloomington	21M019	None	None
3	Brin Glass Co DBA Northwestern Glass Fab	\$180,000	MT	Glass Repair and Replacement	Annual	Fridley	PO# 285508	None	None
4	International Projects Consultancy Srvcs	\$218,400	RA	Power Platform Consultant Services	Emergency Declaration	Minneapolis	PO# 22007331	None	None
5	CDW	\$225,000	RA	2022 VMware License Renewal	Cooperate Purchasing Agreement	Vernon Hills, IL	22P230	None	None
6	Northwoods Ford DBA Ford of Hibbing	\$239,601	ES	2023 Ford Trucks	Cooperate Purchasing Agreement	Hibbing	22P258	None	None
7	PSI Engineering	\$250,000	ES	FlowServe, Duraco and Carver Pumps	Sole Source	Waukesha, WI	22P246	None	None
8	Sprung Services Inc	\$250,000	ES	Stationary Engineer Staffing	Deviation from Procurement Procedure	New Brighton	22P294	None	None

Details of Procurement Valued Between \$250,001- \$500,000

Award Based on Formal Invitation for Bid

#	Contractor	Amount	Division	Description	Solicitation Method	Contractor Location	Contract Number	DBE/ MCUB Goal	DBE/ MCUB Commitment
1	Bay West LLC	\$295,230	ES	Metro Plant Ash Cleaning	Bids	St Paul	21P231	2%	3.4%
2	Premier Electrical Corp	\$346,804	MT	Hennepin Avenue Downtown Bus Stop Technology Systems	Bids	Brooklyn Park	22P025	6%	15.8%
3	PCI Roads	\$449,140	MT	2022 MSP Tunnel Grouting	Bids	St. Michael	22P148	None	None
4	Climate Makers Inc	\$450,000	ES	HVAC Services	Bids	Brooklyn Center	21P246A	3%	100%
5	Lovdal Electronics	\$495,000	MT	CCTV Service, Installation and Maintenance	Bids	St Paul	22P028	2%	100%

Metropolitan Council

Details of Procurement Valued Between \$250,001 and \$500,000

Award Based on Request for Proposals

#	Contractor	Amount	Division	Description	Solicitation Method	Contractor Location	Contract Number	DBE/ MCUB Goal	DBE/ MCUB Commitment
1	Brendel & Zinn LTD	\$441,667	RA	Liability Legal Services Master Contract	Proposals	St. Paul	22P001A	None	None
2	Arthur Chapman Kettering Smetak & Pikala	\$441,667	RA	Liability Legal Services Master Contract	Proposals	Minneapolis	22P001B	None	None
3	Lomen Abdo PA	\$441,667	RA	Liability Legal Services Master Contract	Proposals	Minneapolis	22P001C	None	None

Details of Procurement Valued Between \$250,001 and \$500,000

Award Based on Other Processes

#	Contractor	Amount	Division	Description	Solicitation Method	Contractor Location	Contract Number	DBE/MCUB Goal	DBE/MCUB Commitment
1	Verizon Connect Fleet USA LLC	\$275,000	ES	ES Vehicle Monitoring Service	Cooperative Purchasing Venture	Albany, NY	22P259	None	None
2	Infojini Inc.	\$375,000	RA	Power BI Developer Contracting	Emergency Declaration	Columbia, MD	PO # 2006267	None	None
3	Insight Public Sector Inc.	\$375,912	RA	Cisco Smartnet Support Renewal	Cooperative Purchasing Venture	Dallas, TX	22P228	None	None
4	Vontas	\$393,102	RA	Trapeze Ranger	Sole Source	Cedar Rapids, IA	21P350	None	None
5	Rice Lake Construction Group	\$400,000	ES	Emergency Purchase of Nitrate	Emergency Declaration	Deerwood	PO #22007056	None	None
6	Van Bergen & Markson Inc	\$450,000	ES	ITT Brand Pumps	Sole Source	Maple Grove	22P301	None	None

Details of Procurement Valued Over \$500,000

Award Based on All Processes

#	Contractor	Amount	Division	Description	Solicitation Method	Contractor Location	Contract Number	MCUB/DBE Goal	MCUB/DBE Commitment
1	Stantec Consulting Services	\$575,000	ES	Master Contract for Arc Flash & Electrical Construction Inspection	Proposals	Chicago, IL	21P204A	7%	7%
2	Toltz King Duvall Anderson	\$575,000	ES	Master Contract for Arc Flash & Electrical Construction Inspection	Proposals	St. Paul	21P204B	7%	7%
3	Champion Coatings	\$740,416	ES	Primary Tank 2 Rehabilitation	Bids	Savage	21P091	4%	12%
4	Baker Tilly Virchow Krause	\$1,000,000	RA	Municipal Advisory Services	Proposals	St Louis, MO	22P030	None	None
5	Minger Construction	\$1,570,000	ES	Emergency Declaration	Emergency Declaration	Jordan	PO# 22007407	None	None
Metropolitan Council	American Engineering Testing Inc	\$2,000,000	ES	Master Contracts for Geotechnical Engineering and Other Testing Services	Proposals	Minneapolis	21P318A	2%	2%
	Braun Intertec	\$2,000,000	ES	Master Contracts for Geotechnical Engineering and Other Testing Services	Proposals	St. Paul	21P318B	2%	2%
	Terracon Consultants Inc	\$2,000,000	ES	Master Contracts for Geotechnical Engineering and Other Testing Services	Proposals	St. Louis, MO	21P318C	2%	4%
9	NSH USA Corporation	\$2,295,493	MT	LRT Blue Line O&MF Wheel Truing Machine Replacement	Proposals	Albany, NY	20P265	None	None

Details of Procurement Valued Over \$500,000

Award Based on All Processes

#	Contractor	Amount	Division	Description	Solicitation Method	Contractor Location	Contract Number	MCUB/DBE Goal	MCUB/DBE Commitment
10	HR Green INC	\$2,500,000	ES	Master Contracts Mechanical Plant Engineering	Proposals	Des Moines, IA	21P297B	12%	15%
11	Cue Health Inc	\$2,508,400	RA	Rapid PCR On-site Test Kits	Bids	San Diego, CA	21P385	None	None
12	HNTB Corporation	\$3,646,800	MT	Purple Line BRT Peer Review and Environmental Consultant	Proposals	Kansas City, MO	22P031	8%	10.3%
13	Jacobs Engineering	\$9,000,000	ES	Master Contracts Mechanical Plant Engineering	Proposals	St Louis, MO	21P297C	12%	13%
14	MSA Professional Services	\$9,000,000	ES	Master Contracts Mechanical Plant Engineering	Proposals	Baraboo, WI	21P297D	12%	26%
15	WSP USA Inc	\$10,532,569	MT	Blue Line State of Good Repair Phase 3 Design	Proposals	Minneapolis	22P075	13%	15%
16	HDR Engineering Inc	\$10,741,845	MT	E Line BRT Engineering and Construction Administration Services	Proposals	Minneapolis	21P364	18%	28%

Details of Procurement Valued Over \$500,000

Award Based on All Processes

#	Contractor	Amount	Division	Description	Solicitation Method	Contractor Location	Contract Number	MCUB DBE Goal	MCUB/DBE Commitment
17	SRF Consulting Group Inc	\$13,565,256	MT	Gold Line Construction Contract Administration and Inspection Services	Proposals	Minneapolis	22P098	15%	16%
18	Schmitt & Sons	\$29,255,000	MTS	Bloomington, Edina, and Roseville Area Transit Service	Proposals	Lakeville	21P290	None	None
19	Ames Construction Inc	\$247,954,230	MT	Gold Line Civil Construction Contract	Bids	Burnsville	21P320	17%	17.1%

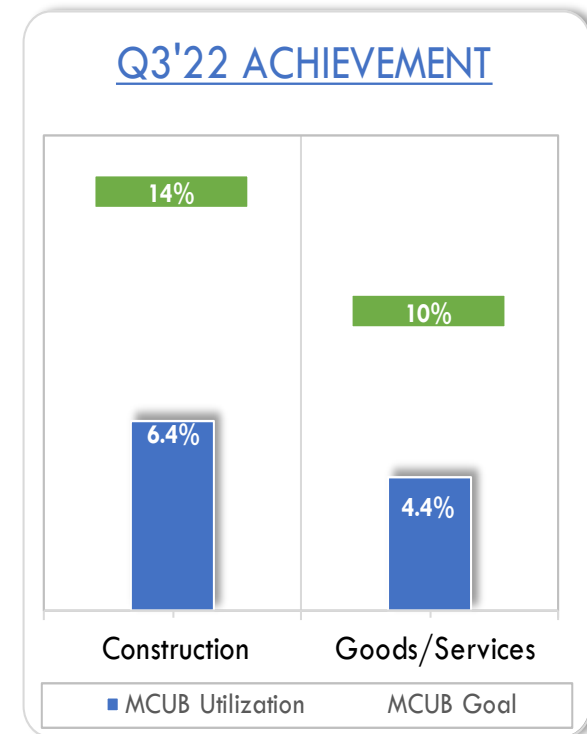


Metropolitan Council

Q3 2022 – MCUB Utilization Summary

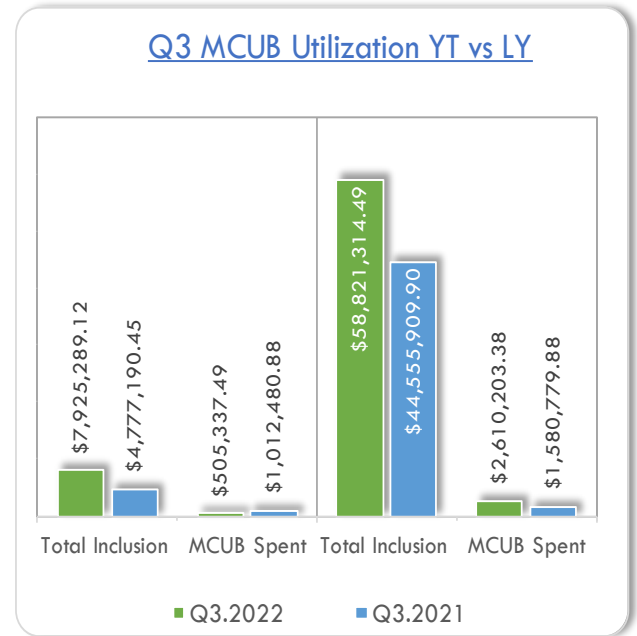
Total Spend and MCUB Utilization

A. Total Spend (PO & Pcard)- All divisions:	\$239,480,797.90	
B. Total Exclusions	\$172,734,194.29	72%
C. Total Inclusions	\$66,746,603.61	28%
<i>MCUB Total Construction Spend</i>	\$505,337.49	0.76%
<i>MCUB Total Goods/Services Spend</i>	\$2,610,203.38	3.91%
D. Total MCUB commitment	\$3,115,540.87	4.7%
<i>MCUB Total Construction Spend</i>	\$505,337.49	16.22%
<i>MCUB Total Goods/Services Spend</i>	\$2,610,203.38	83.78%



Comparison Q3 YT and Q3 LY

	Q3 YT	Q3 LY	
A. Total Spend (PO & Pcard)- All divisions:	\$239,480,797.90	\$239,287,994.05	0.1% increase
B. Total Exclusions	\$172,734,194.29	\$189,954,893.70	9.1% decrease
C. Total Inclusions	\$66,746,603.61	\$49,333,100.35	35.3% increase
D. Total MCUB commitment	\$3,115,540.87	\$2,593,260.76	20.1% increase



MCUB Utilization YT vs LY

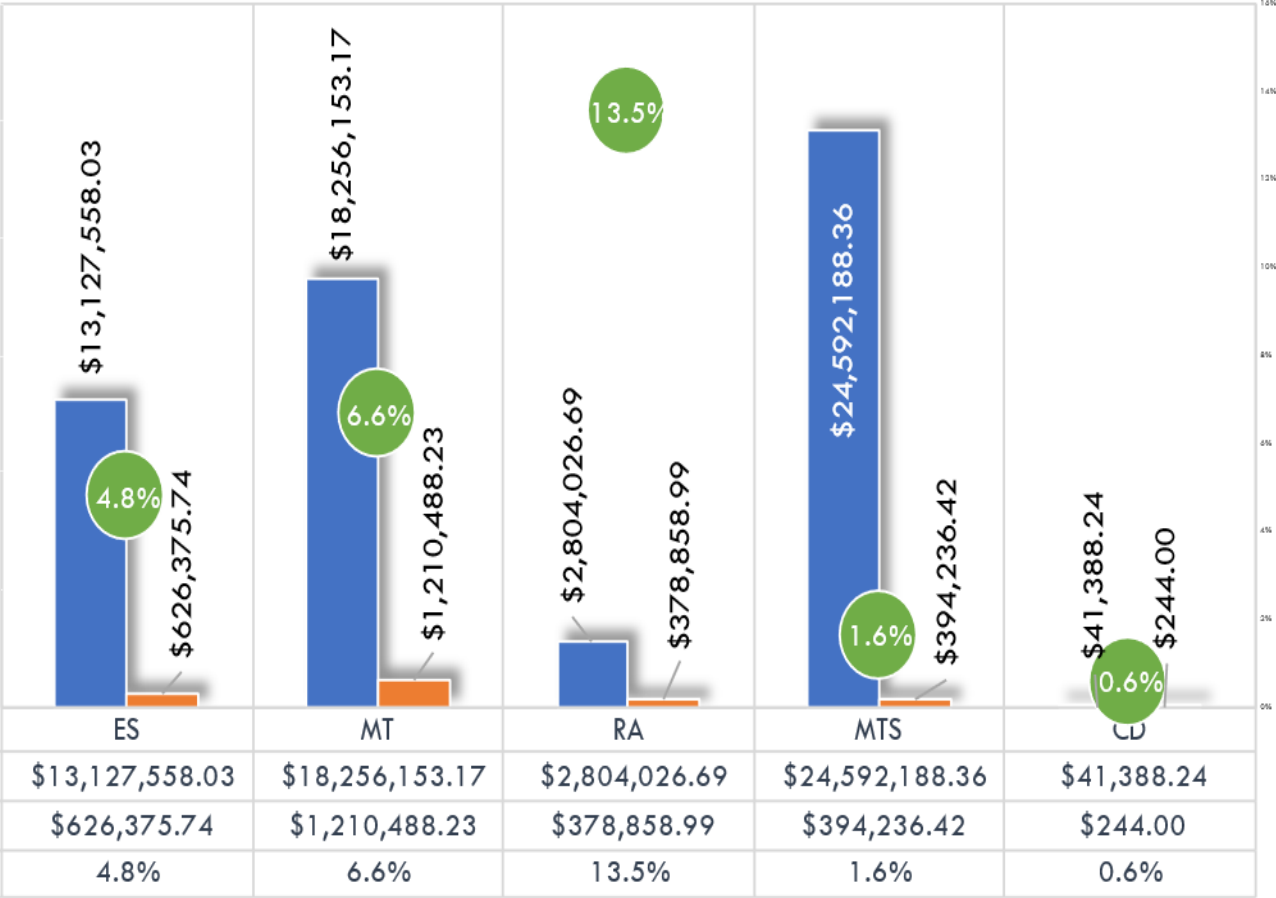
	CONSTRUCTION		GOODS & SERVICES	
	Total Inclusion	MCUB Spent	Total Inclusion	MCUB Spent
Q3.2022	\$7,925,289.12	\$505,337.49	\$58,821,314.49	\$2,610,203.38
Q3.2021	\$4,777,190.45	\$1,012,480.88	\$44,555,909.90	\$1,580,779.88
Spending change	\$3,148,098.67	(\$507,143.39)	\$14,265,404.59	\$1,029,423.50
Rate of Change %	65.90%	-50.09%	32.02%	65.12%

==

Spend by Division

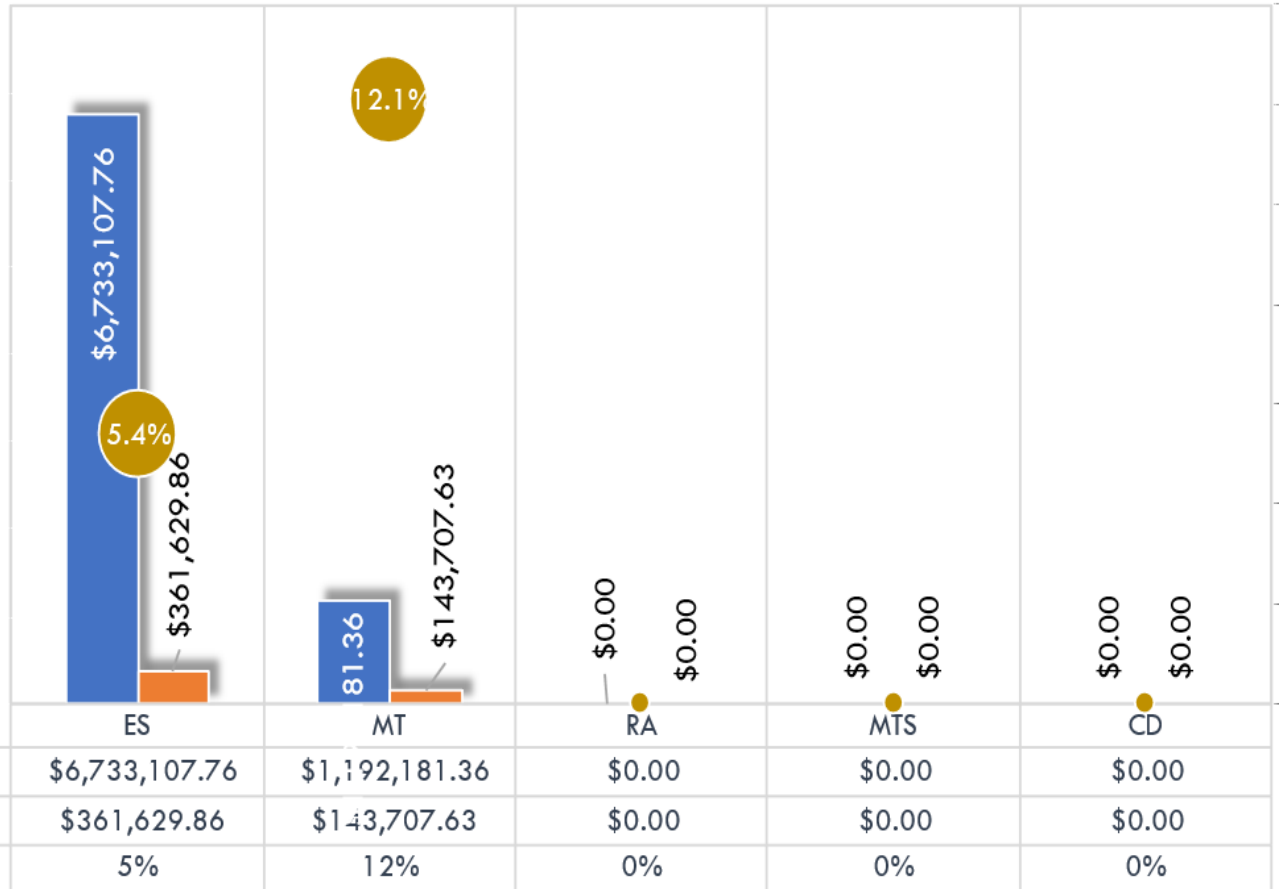
GOODS & SERVICES INCLUSION \$ vs MCUB \$ BY DIVISION

2022 MCUB GOALS
 Goods and services:
10%



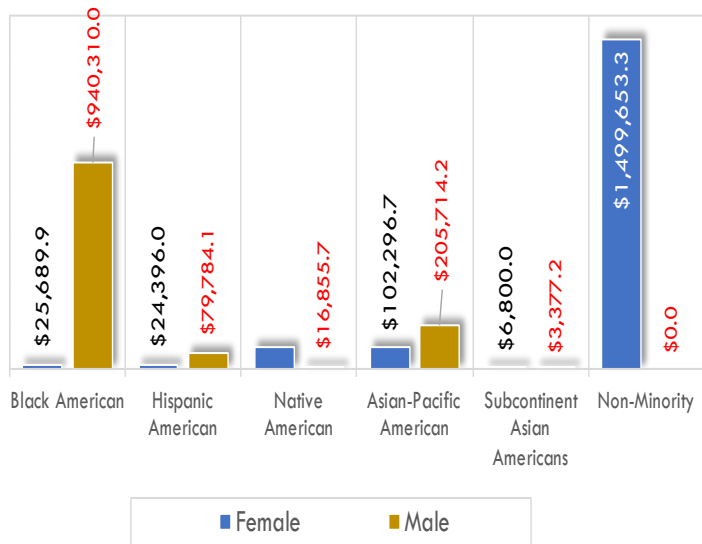
CONSTRUCTION INCLUSION \$ vs MCUB \$ BY DIVISION

2022 MCUB GOALS
Construction **14%**

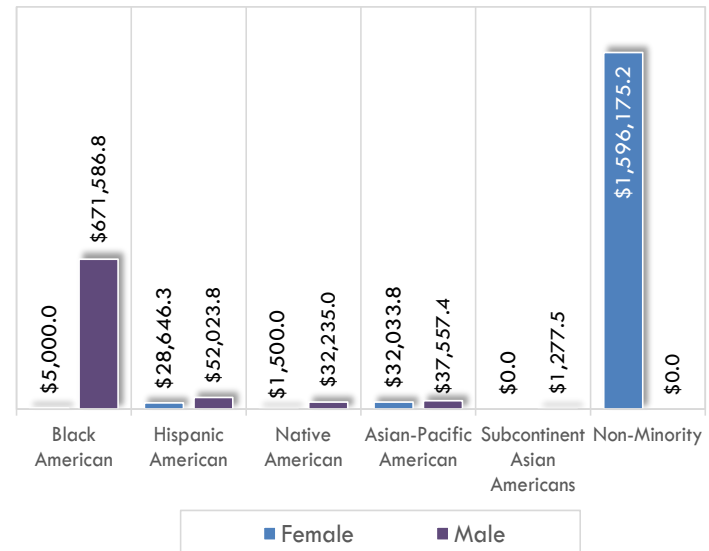


Utilization by Gender and Ethnicity / with Q2 2021 Comparison

Q3'22 MCUB Utilization by Gender & Ethnicity



Q3 '21 MCUB Utilization by Gender & Ethnicity



Q3 Highlights

- **Successful State Contracts with MCUB Firms**
 - Phusion Inc. \$128,074.24 (equipment for new Minneapolis Bus Garage)
 - Wecsys LLC-\$92,181.12 (equipment for new Minneapolis Bus Garage)
 - Abundant 180 LLC-\$36,143.89 (equipment for new Minneapolis Bus Garage)
 - Vaske Computer-\$77,971.21 (IS Software)

- **IS Emergency Declaration MCUB Success**
 - International Projects Consultancy Services-\$115,200.00
 - IRA IT Solutions Inc.-\$91,200.00
 - IT Audit Labs-\$282,300.00
 - Arcadia IT Partners-\$35,500.00

- **E & F Emergency Declaration MCUB Success**
 - Project Restorations-\$60,000.00

- **IS Staff Augmentation Info Session for upcoming RFP**
 - 39 MCUB firms attended the event

- **MCUB Partnership with New Flyer**
 - B & L started supplying New Flyer components in September 2022
 - Spend with B & L in in Q3 2021 was \$572.00
 - Spend with B & L in Q3 2022 was \$26,476.98

