

Management Committee

Meeting date: February 9, 2022

Subject: 2021 Fourth Quarter Procurement Summary and MCUB Goals Review

District(s), Member(s):

Policy/Legal Reference: FM14-2 Expenditures for the Procurement of Goods and Services

Staff Prepared/Presented: Jody Jacoby, Procurement Director, 651-602-1144; Ashanti Payne, OEO Assistant Director, 651-602-7660

Division/Department: Procurement

Council *Policy 14-2 – Expenditures* authorizes the Regional Administrator to approve awards not exceeding \$500,000 for all purchases of budgeted goods and services. In addition, the Regional Administrator is authorized to approve construction contracts where:

- (a) The value of the contract does not exceed \$2,500,000;
- (b) The construction project was included in the Council-adopted capital budget;
- (c) The cost of the project is less than the Engineer's Probable Construction Costs plus 10%;
- (d) Sufficient funds are available in the capital budget to complete the project.

The delegation authority of the Regional Administrator to approve awards for all purchases of budgeted goods and services was increased from \$250,000 to \$500,000 in October of 2013. Related to this increase in authority, the Council requested a report on any contracts valued between \$175,000 and \$250,000 and \$250,000 and \$500,000.

To satisfy this requirement a report that summarizes procurements for the preceding quarter is presented to the Council through the Management Committee at the end of each quarter. The report gives a breakdown of the number of procurements executed during the reporting period grouped by value, and details of all procurements which have a value greater than \$175,000 but less than or equal to \$500,000.

Procurements valued at greater than \$500,000 are generally approved individually by the Council, except for those construction contracts that meet the criteria given above. The Management Committee requested a quarterly summary of contracts over \$500,000.

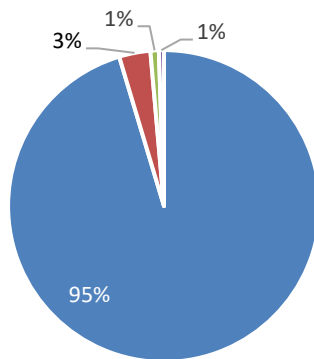
The fourth quarter 2021 Procurement Summary and OEO MCUB Information is attached.

Metropolitan Council

Procurement Summary Information - Fourth Quarter, 2021

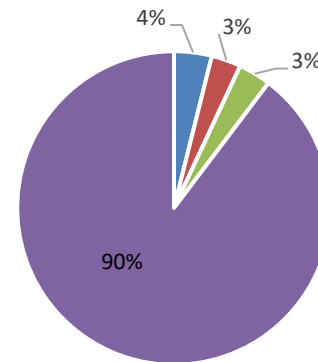
Dollar Amount Range	Number of Procurements		Percent Value \$	Total Value \$	
	Fourth Quarter	YTD	Fourth Quarter	Fourth Quarter	YTD
\$0 - \$10,000	8,740	34,673	3.9%	\$8,712,848	\$33,236,339
\$10,001 - \$50,000	297	1,193	3.1%	\$6,847,830	\$28,228,709
\$50,001 - \$175,000	80	271	3.4%	\$7,520,085	\$25,028,852
\$175,001 - \$250,000	11	38	1.1%	\$2,440,294	\$8,496,780
\$250,001 - \$500,000	13	40	2.9%	\$6,667,113	\$16,414,205
Greater Than \$500,000	24	82	85.6%	\$191,904,556	\$868,081,909
Grand Total	9,165	36,297	100%	\$224,092,726	\$979,486,794

Procurements by # of Transactions Q4-2021



■ \$0-10,000 ■ \$10,000-50,000 ■ \$50,000-175,000 ■ \$175,000 +

Procurements by Contract \$ Value Q4-2021



■ \$0-10,000 ■ \$10,000-50,000 ■ \$50,000-175,000 ■ \$175,000 +

Details of Procurement Valued Between \$175,001 and \$250,000

Award Based on Formal Invitation for Bid

#	Contractor	Amount	Division	Description	Solicitation Method	Contractor Location	Contract Number	DBE/ MCUB Goal	DBE/ MCUB Commitment
1	Stonepros LLC Dba Snow Pros	\$210,000	MT	Snow Removal At 28th Park and Ride in Bloomington	Bids	Wayzata	21P171	5%	5%
2	Albrecht Sign Co	\$223,200	MT	Hennepin Ave Downtown Pylons	Bids	Fridley	21P293	None	None
3	Grounds Maintenance Service Inc	\$225,000	MT	Snow Removal at Foley Park and Ride	Bids	Elk River	21P172	5%	0%
4	K&J Contracting Inc	\$237,750	MT	Snow Removal at 95th Park and Ride	Bids	Fridley	21P130	5%	5%

Details of Procurement Valued Between \$175,001 and \$250,000

Award Based on Other Processes

#	Contractor	Amount	Div.	Description	Solicitation Method	Contractor Location	Contract/PO Number	MCUB/DBE Goal	MCUB/DBE Commitment
1	Midway Ford Co	\$186,023	MT	Purchasing Vehicles	State Contract	Roseville	21P289	None	None
2	Bentech Inc	\$197,499	MT	Driver Protective Barriers	Sole source	Philadelphia, PA	21P373	None	None
3	Man Energy Solutions USA Inc	\$200,000	ES	Brown-Boveri Compressors	Sole Source	Brookshire, TX	21P340	None	None
4	ZF North America	\$233,289	MT	Purchase of Transmission Programming/Repair Software For 334 Buses	Sole Source	Northville, MI	21P358	None	None
5	Midway Ford Co	\$236,920	RA	ES 2022 Ford Trucks	State Contract	Roseville	21P314	None	None
6	Xigent Solutions LLC	\$240,613	RA	Software License Renewal	State Contract	Minneapolis	22M000	None	None
7	Zaylor Stout & Associates LLC	\$250,000	RA	Legal Services	Exemption	Minneapolis	21P347	None	100%

Details of Procurement Valued Between \$250,000- \$500,000

Award Based on Formal Invitation for Bid

#	Contractor	Amount	Division	Description	Solicitation Method	Contractor Location	Contract Number	DBE/ MCUB Goal	DBE/ MCUB Commitment
1	Egan Company	\$283,700	MT	Electrical Switchgear Replacement	Bids	Brooklyn Park	21P188	9%	13.63%
2	Creative Stone Evolutions Inc	\$300,300	MT	Snow Removal at Maplewood Mall	Bids	Buffalo	21P170	None	100%
3	MSP Outdoor Services	\$347,205	MT	Northstar Stations Lawn Care	Bids	Hopkins	21P035	5%	5.18%
4	Minger Construction Inc	\$431,513	ES	Interceptor Rehabilitation	Bids	Jordan, MN	21P136	8%	10.81%
5	JPMI Construction Co	\$434,000	MT	MTPD Command Office Rehab	Bids	New Brighton	21P265	8%	12.01%
6	Vinco Inc	\$450,000	MT	Excavation, Underground Repair and Construction Services	Bids	Forest Lake	21P110	5%	7.93%

Details of Procurement Valued Between \$250,001 and \$500,000

Award Based on Request for Proposals

#	Contractor	Amount	Division	Description	Solicitation Method	Contractor Location	Contract Number	DBE/ MCUB Goal	DBE/ MCUB Commitment
1	Nac Mechanical & Electrical Services	\$285,095	MT	Northstar Infrared Heating System Replacement	Proposals	Vadnais Heights	21P102	10%	11.31%
2	ICF Incorporated LLC	\$347,140	MTS	Policy Analysis and Planning-Research-Engagement	Proposals	Fairfax, VA	21P098	15%	15.06%
3	Hazen and Sawyer	\$500,000	ES	Odor Consulting Services Master Contract	Proposals	St. Paul MN	21P052	5%	7.49%

Details of Procurement Valued Between \$250,001 and \$500,000

Award Based on Other Processes

#	Contractor	Amount	Div.	Description	Solicitation Method	Contractor Location	Contract Number	DBE/MCUB Goal	DBE/MCUB Commitment
1	Tenvoorde Ford Inc	\$253,526	MT	Non-Revenue/PD Squad Cars	State Contract	St Cloud	21P345	None	None
2	SHI International Corp	\$291,000	MT	Sierra Wireless Hardware Maintenance Renewal	State Contract	Piscataway, NJ	21P167	None	None
3	Motorola Inc	\$298,955	MT	Motorola Radio Purchase	State Contract	Eden Prairie	21P305	None	None
4	Tierney Brothers Inc	\$310,628	MT	MBG - Audio Visual Equipment	State Contract	Minneapolis	21P330	None	None
5	Ubisense America LLC	\$335,251	MT	Bus Garage Sensors	Sole Source	Denver, CO	21P292	None	None
6	Remix Technologies LLC	\$368,000	MT	Software Renewal	Sole Source	New York, NY	21M006	None	None
7	Hitachi Vantara	\$408,003	MT	LRV Security Enhancements	Sole Source	Santa Clara, CA	21P197	None	None
8	Paragon Development Systems Inc	\$440,142	ES	Server Host Upgrade	State Contract	Brookfield, WI	21P107	None	None

Details of Procurement Valued Over \$500,000

Award Based on All Processes

#	Contractor	Amount	Div.	Description	Solicitation Method	Contractor Location	Contract Number	MCUB/DBE Goal	MCUB/DBE Commitment
1	Centerpoint Energy	\$544,533	ES	Utility Relocation	Other	Minneapolis	PO# 21012387	None	None
2	FBG Service Corp	\$718,763	ES	Janitorial Services for Metro Plant	Proposals	New Brighton	21P196	10%	10%
3	Egan Company	\$749,152	MT	Utility Relocation	Bids	Brooklyn Park	21P033	9%	11.62%
4	Total Administrative Services Corp	\$800,000	RA	Benefits Consulting Services	Proposals	Madison, WI	21P056	None	None
5	UHL Co Inc	\$991,920	ES	HVAC Services	Bids	Maple Grove	21P273	None	None
6	Gillig Corp	\$1,038,846	MTS	Rolling Stock	Sole Source	Livermore, CA	19P122C	None	None
7	Resource Systems Group Inc	\$1,500,000	MT	Rider Research	Proposals	White River Junction, VT	21P137	15%	15%

Details of Procurement Valued Over \$500,000

Award Based on All Processes

#	Contractor	Amount	Div.	Description	Solicitation Method	Contractor Location	Contract Number	MCUB/DBE Goal	MCUB/DBE Commitment
8	JPMI Construction Co	\$1,687,800	MT	Nicollet Garage - Shop Modernization	Bids	New Brighton	21P074	15%	20.48%
9	Genfare	\$1,768,624	MT	Fastfare Fairbox Replacement	Sole Source	Elk Grove Village, IL	19P083B	None	None
10	American Liberty Construction	\$1,800,500	MT	Hoists Replacement	Bids	Rockford	21P164	7%	16.42%
11	SKB Rosemount Industrial Waste	\$2,694,600	ES	WWTP Solids Processing Contingency	Bids	Rosemount	20P168A	4%	22.48%
12	Clarity Coverdale Fury	\$4,000,000	MT	Media Planning & Planning Services	Proposals	Minneapolis	21P138	7%	10%
13	Vaske Computer DBA Collier It	\$4,153,776	RA	Oracle Support Renewals	State Contract	St Paul	21P341	None	100%
14	Pioneer Power Inc	\$4,622,202	ES	Replacement of Solids Processing Equipment	Bids	Woodbury	21P189	2%	5.39%

Details of Procurement Valued Over \$500,000

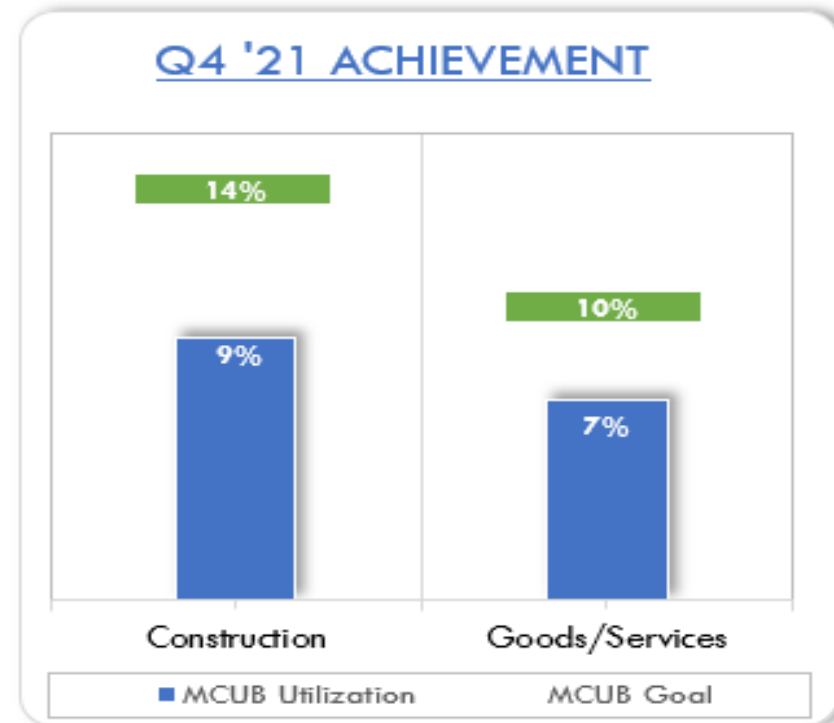
Award Based on All Processes

#	Contractor	Amount	Div.	Description	Solicitation Method	Contractor Location	Contract Number	MCUB/DBE Goal	MCUB/DBE Commitment
15	Barnes & Thornburg LLP	\$5,000,000	RA	Legal Services	Proposals	Chicago, Il	21P096	None	None
16	Brown And Caldwell	\$6,566,704	ES	Design and Construction Lift Station L-32a	Proposals	Golden, Co	20P210	15%	25.08%
17	Rice Lake Construction Group	\$6,629,950	ES	Interceptor Chemical Odor Control System	Proposals	Deerwood	20P215A	13%	25.12%
18	Hoglund Bus Co Inc	\$8,607,977	MTS	Purchase of 99 Small Buses	State Contract	Monticello	21P304	None	None
19	North Central Bus & Equipment	\$9,265,847	MTS	2022 Metro Mobility Bus Purchase - 111 Buses	State Contract	Mounds View	21P342	None	None
20	North Central Bus & Equipment	\$11,916,694	MTS	Small Bus Purchase - 143 Buses	State Contract	Mounds View	21P228	None	None
21	Railworks Track Systems Inc	\$15,033,893	MT	Blue Line Enhancements Phase IIA	Bids	Lakeville	21P084	3%	3.03%
22	Geislinger & Sons Inc	\$19,059,146	ES	L24 Renovation, FM 7020 Replacement, Waconia Fm 7508 Phase 3	Bids	Watkins	21P009	11%	11.92%
23	Rice Lake Construction	\$35,652,665	ES	Odor and Erosion Control	Proposals	Deerwood	20P215B	13%	25.12%
24	Total Construction & Equipment	\$47,100,000	ES	MWWTP Electrical Distribution Renewal	Bids	Inver Grove Heights	21P087	4%	4.26%

Metropolitan Council Q4 2021 – MCUB Utilization Summary

Total Spend and MCUB Utilization

A. Total Spend (PO & Pcard) - All divisions:	\$287,326,282.47	
B. Total Exclusions	\$222,109,288.49	77%
C. Total Inclusions	\$65,216,993.98	23%
<i>MCUB Total Construction Spend</i>	\$1,362,787.6	2.09%
<i>MCUB Total Goods/Services Spend</i>	\$3,438,881.27	5.27%
D. Total MCUB commitment	\$4,801,668.86	7.4%
<i>MCUB Total Construction Spend</i>	\$1,362,787.6	28.38%
<i>MCUB Total Goods/Services Spend</i>	\$3,438,881.27	71.62%

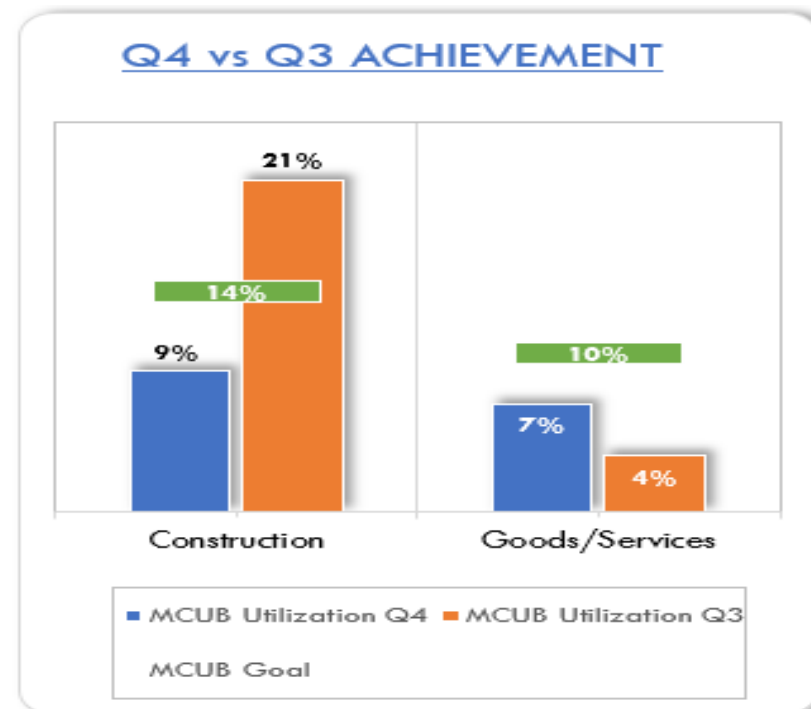


Comparison Q4 and Q3

	Q4	Q3	
A. Total Spend (PO & Pcard) -	\$287,326,282.47	\$239,287,994.05	20% increase
B. Total Exclusions	\$222,109,288.49	\$189,954,893.70	17% increase
C. Total Inclusions	\$65,216,993.98	\$49,333,100.35	32% increase
D. Total MCUB commitment	\$4,801,668.86	\$2,593,260.76	85% increase

Comparison - Q4 to Q3

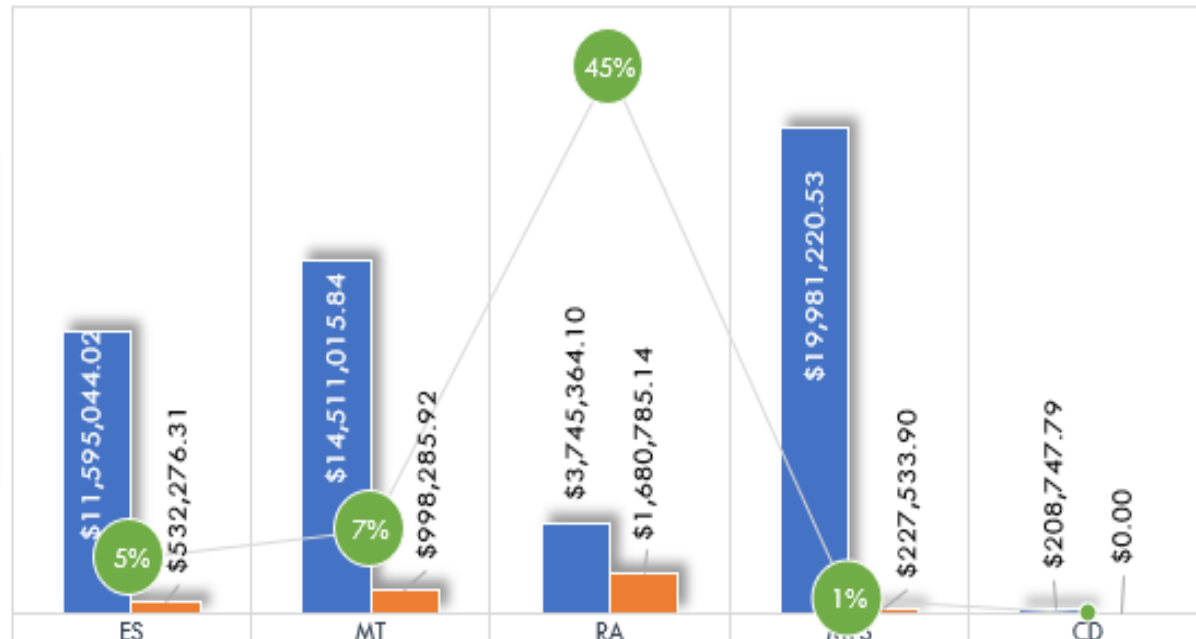
<i>Actual Spend on MCUB / MCUB Eligible :</i>	Increased	\$2,208,408.10
Construction	Increased	\$350,306.71
Goods & Services	Increased	\$1,858,101.39



Spend by Division

GOODS & SERVICES INCLUSION \$ vs MCUB \$ BY DIVISION

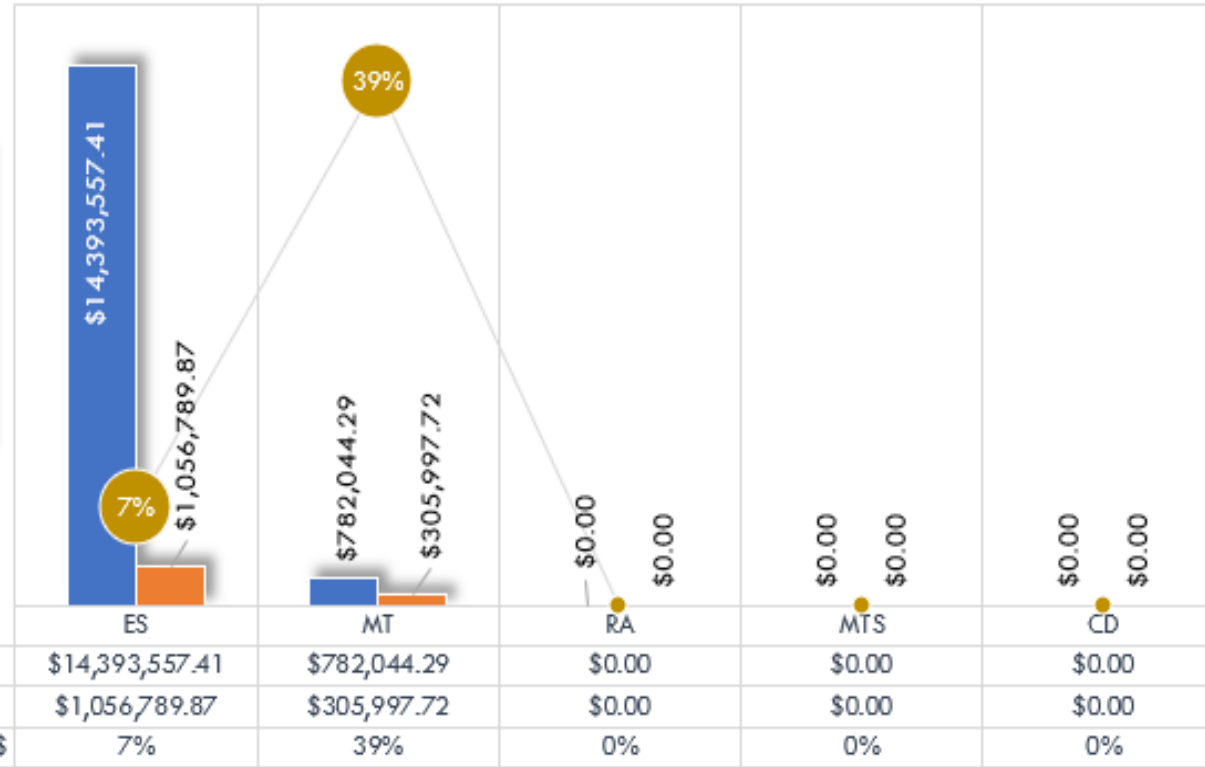
2021 MCUB GOALS
Goods and services:
10%



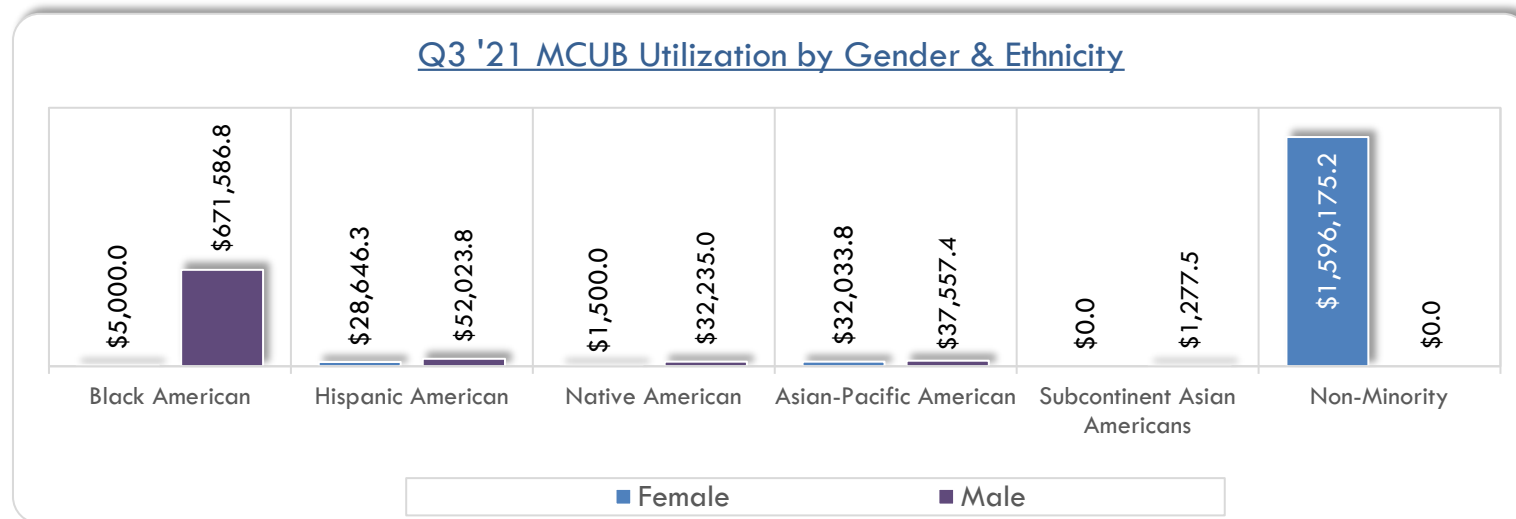
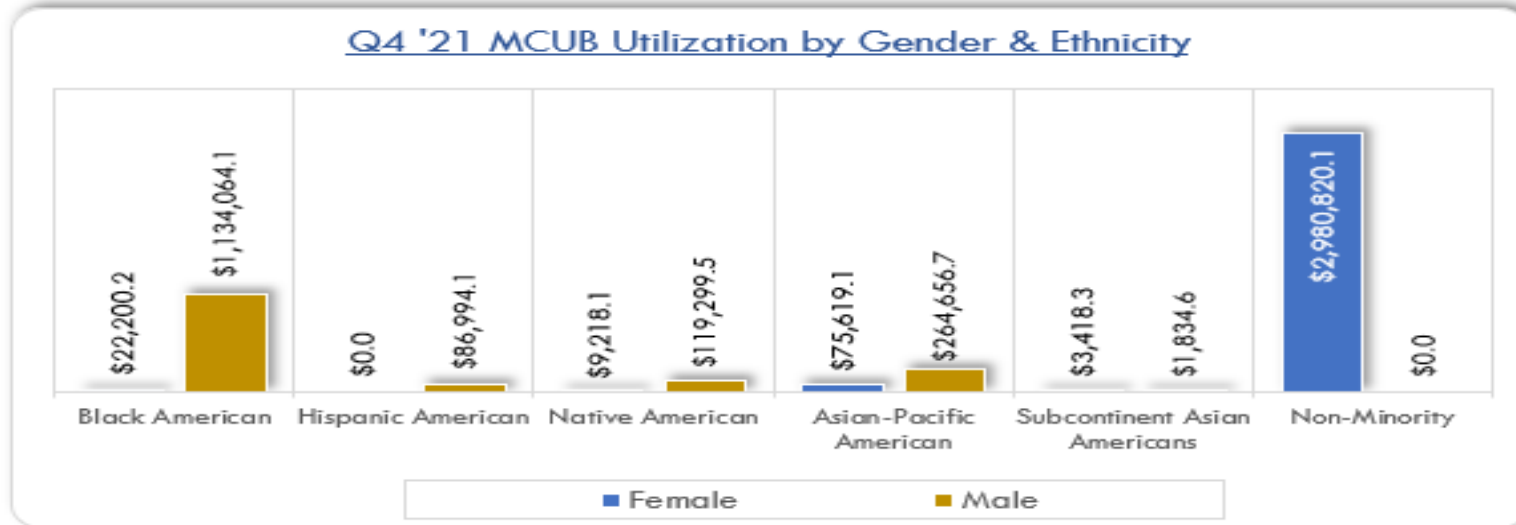
■ G/S TOTAL INCLUSION	\$11,595,044.02	\$14,511,015.84	\$3,745,364.10	\$19,981,220.53	\$208,747.79
■ MCUB G/S - PO & PCARD \$	\$532,276.31	\$998,285.92	\$1,680,785.14	\$227,533.90	\$0.00
● % DIV INCLUSION \$ VS MCUB \$	4.6%	6.9%	44.9%	1.1%	0.0%

**CONSTRUCTION
INCLUSION \$ vs MCUB \$
BY DIVISION**

**2021
MCUB
GOALS**
Construction
14%



Utilization by Gender and Ethnicity / with Q3 comparison



Utilization Totals for 2021

MCUB Utilization Year To Date

Construction (2021 MCUB Goal : 14%)	<i>Total Inclusion \$</i>	\$29,953,537.19	
	<i>Total MCUB Spend</i>	\$4,486,028.27	
	<i>MCUB Spend %</i>	15.0%	14%
Goods & Services (2021 MCUB Goal : 10%)	<i>Total Inclusion \$</i>	\$172,432,611.46	
	<i>Total MCUB Spend</i>	\$7,369,746.06	
	<i>MCUB Spend %</i>	4.3%	10%

Q4 Highlights

MCUB Preference

- For 3 contracts, the 6% preference made the MCUB supplier the lowest bidder
- For 2 contracts, the MCUB was the lowest bidder without the 6% preference
- For 1 contract, MCUB suppliers were only bidders so 6% preference not needed

IS Oracle Software Purchase

- Purchased from MCUB vendor for \$4,143,776.19 (Vaske Computers-State Contract)

MCUB Select

- Two awards totaling \$156,580 using MCUB Select solicitation method vs \$99,557 in Q3

Metro Plant Fourth Incinerator Design Build Information Session