

Information Item

Management Committee



Meeting Date: July 27, 2022

Topic

Federal Transit Administration Semi-Annual Disadvantaged Business Enterprise (DBE) Report.

District(s), Member(s):	All
Policy/Legal Reference:	OEE0 5-1 Inclusion of Disadvantaged Business Enterprise (DBEs) and Metropolitan Council Underutilized Business (MCUBs) Policy, United States Department of Transportation Disadvantaged Business Enterprise Program (49 CFR 26)
Staff Prepared/Presented:	Ashanti Payne, OEE0 Assistant Director, 612-349-7660
Division/Department:	Regional Administration/ Office of Equity & Equal Opportunity (OEE0)

Background

The U.S. Department of Transportation (USDOT) requires agencies like the Council to administer a Disadvantaged Business Enterprise (DBE) program and establish DBE sub-contracting goals on projects receiving federal funding. The DBE program seeks to ensure nondiscrimination in how USDOT funded projects are awarded and administered. The DBE Regulations describe the requirements the Council must satisfy to remain eligible for future USDOT funding.

One requirement is that the Council must report results of commitments, awards, and payments to certified DBE firms on a semi-annual basis. It is generally referred to as the "DBE Semi-Annual Report". The report schedule is based on the Federal Fiscal Year and includes awarded contracts (prime contracts and subcontracts), ongoing contracts and closed contracts during the six-month period. The Council must submit the first half report no later than June 1 to the Federal Transit Administration. The second half and full FFY report is due December 1. This report provides the results of the June 1, 2022, Federal Fiscal Year first half (October 1, 2021-March 31, 2022) DBE participation.

October 1, 2021 – March 31, 2022 FTA Report Summary

The current Metropolitan Council sets an overall DBE goal that is valid for 3 years. This is commonly called the Triennial DBE Goal. Metropolitan Council's current triennial goal is 14% overall, with a 11% Race -Conscious goal and 3% Race-Neutral. DBE Participation is based on awarded contracts and reviewed on a semi-annual basis by the Federal Transit Administration (FTA) to ensure the agency is on track to meet the established triennial goal. OEO compiles and submits these reports to FTA on June 1st and December 1st of each calendar year.

The Metropolitan Council achieved 20.9% awarded DBE participation for this reporting period. The information compiled during reporting period October 1, 2021 – March 31, 2022 includes the following: (Note that all calculations are applied 80% - dollar values per FTA DBE regulation)

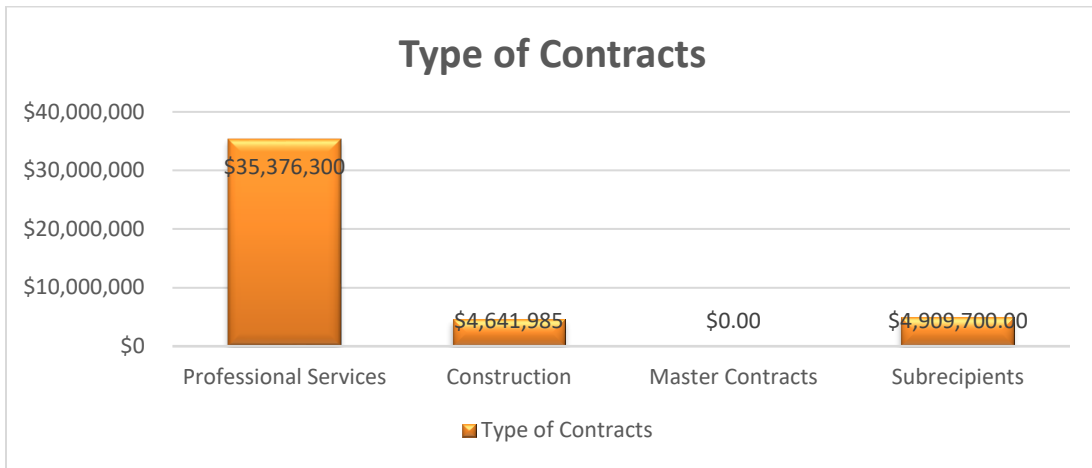
- Contracts Awarded and Committed During This Report Period
- Breakdown of Ethnicity and Gender for Awarded DBE Contracts
- Payment on Ongoing Contracts
- Payments on Completed Contracts

Summary

Awarded Contracts During This Report Period

Total Value of Prime Contracts: \$44,927,985	Number of Awarded Prime Contracts: 34
Total Value of DBE Prime Contracts: \$1,784,240	Number of Awarded DBE Prime Contracts: 2
Total Value of Subcontracts: \$21,836,343	Number of Awarded Subcontracts: 104
Total Value of DBE Subcontracts: \$7,618,360	Number of DBE Subcontracts: 35
Total Awarded DBE Participation: \$9,402,600 (20.9%)	Total Number of DBE Contracts: 37

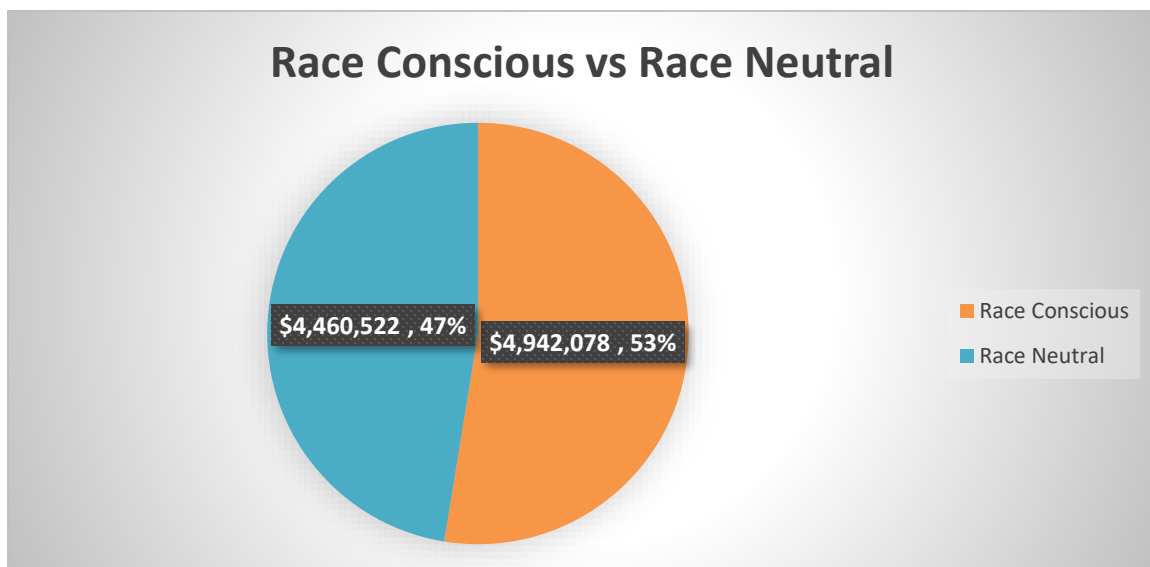
Types of Contracts Awarded



Major contracts awarded that largely contributed to the total award above:

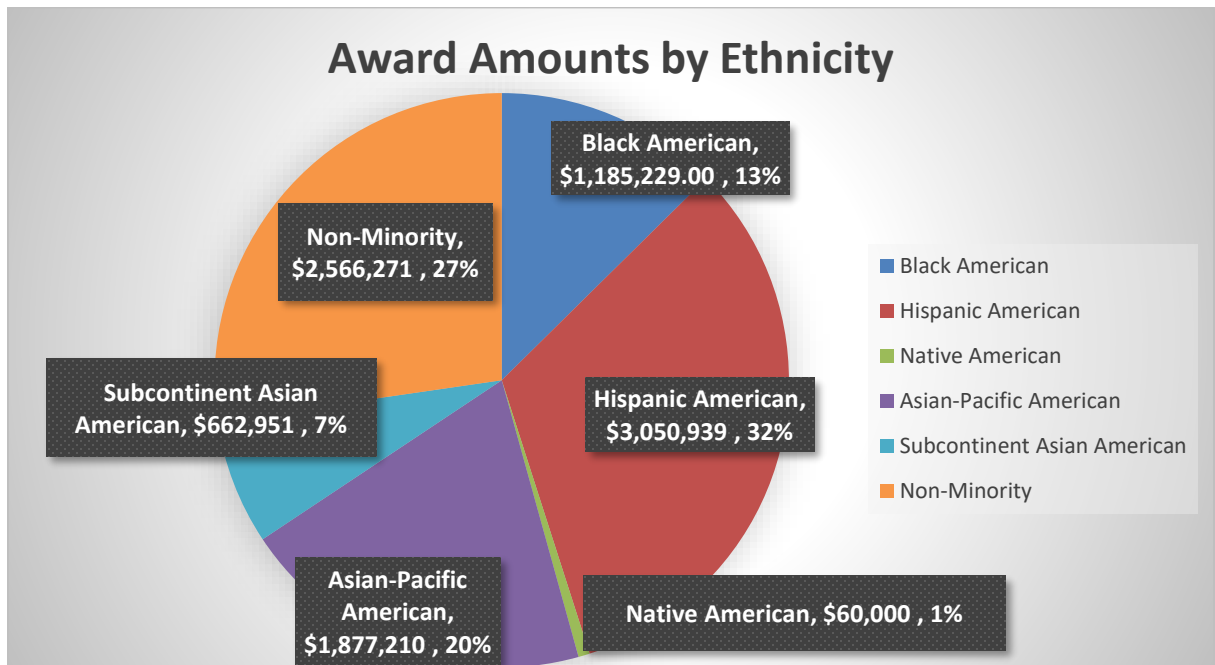
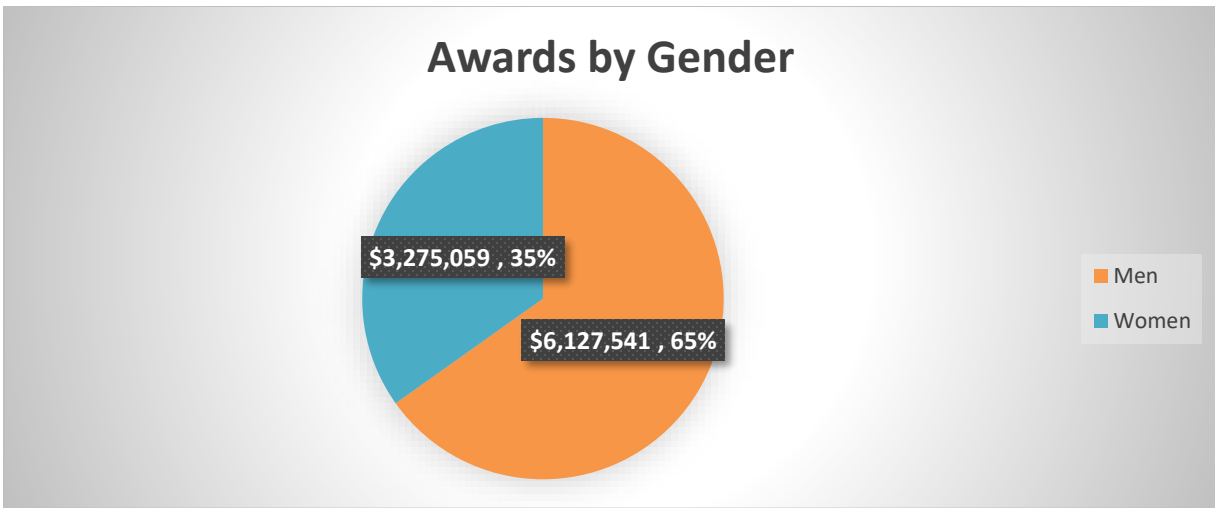
1. Metro Purple Line (Formerly Rush Line) BRT Project- Advanced Engineering and Project Management Services – Contract 21P242 – amount \$27,998,470 (79%) – DBE Commitment 22.90%
2. MVTA Burnsville Bus Garage Modernization Phase 1 – Subrecipient – amount \$3,595,200 (73%) – DBE Commitment 7.20%

Race-Conscious versus Race-Neutral Contracts:



Breakdown of Ethnicity and Gender for Awarded DBE Contracts

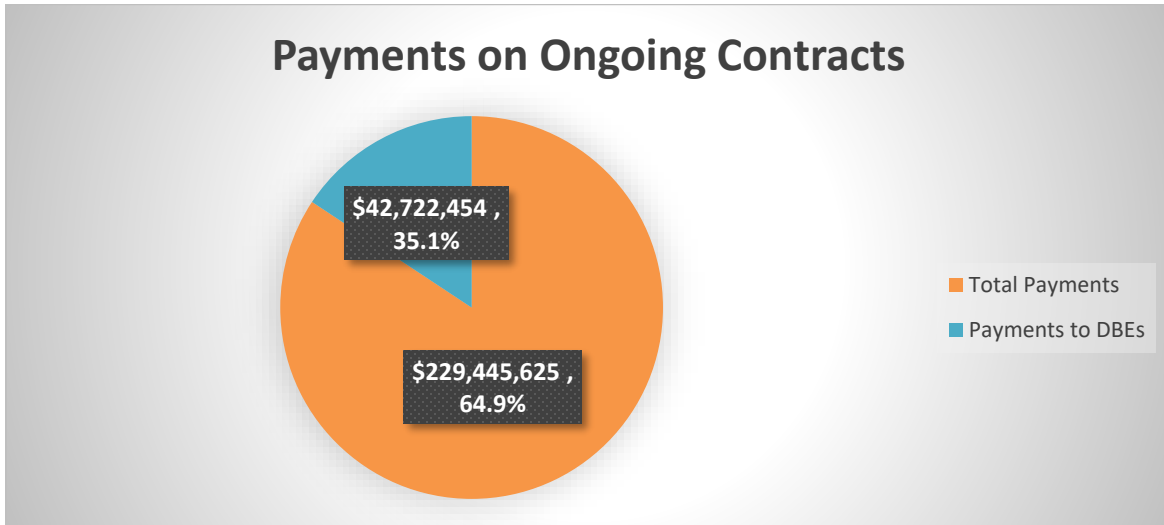
Ethnicity	Women	Men	Total	Women	Men	Total
Black American	\$229,041	\$956,188	\$1,185,229	1	4	5
Hispanic American	\$330,024	\$2,720,915	\$3,050,939	3	3	6
Native American	\$0.00	\$60,000	\$60,000	0	1	1
Asian-Pacific American	\$149,723	\$1,727,487	\$1,877,210	2	5	7
Subcontinent Asian Americans	\$0.00	\$662,951	\$662,951	0	2	2
Non-Minority	\$2,566,271	\$0.00	\$2,566,271	16	0	16
TOTAL	\$3,275,059	\$6,127,541	\$9,402,600	22	15	37



DBE's were awarded 35 (34%) of the overall 104 subcontracts

Summary Payments on Ongoing Contracts

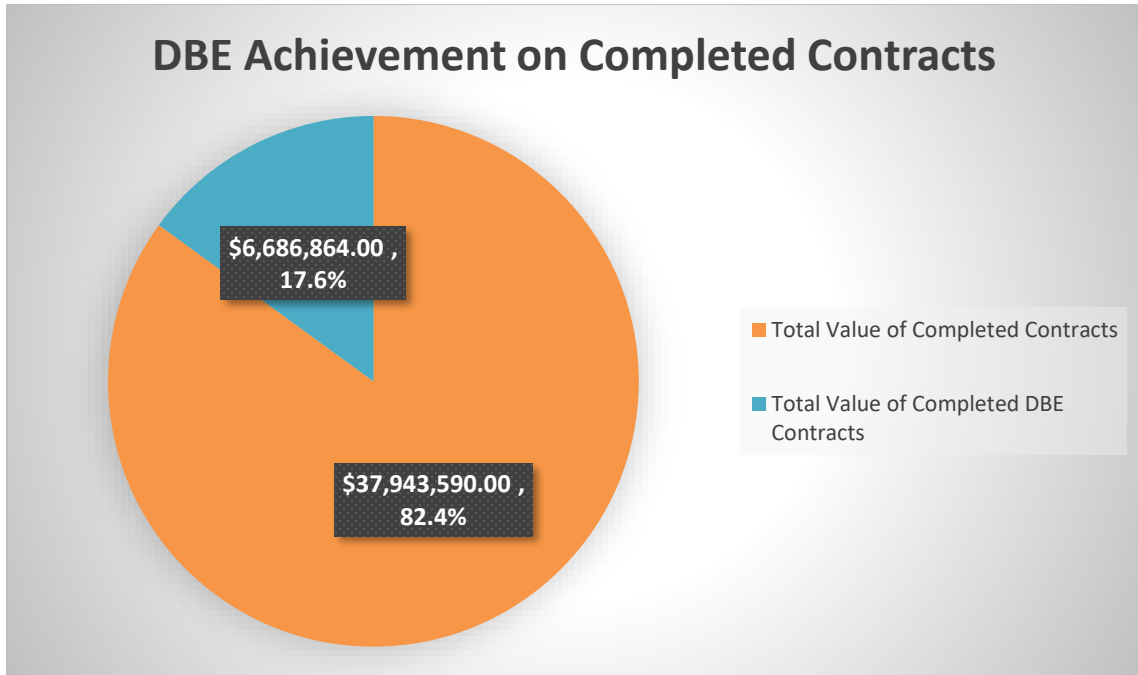
- Total Ongoing Prime Contracts and Subcontracts: **306**
- Total Dollar Value: **\$229,445,625**
- Total Number of Contracts with DBE Subs: **196**
- Total Payments to DBE Firms: **\$42,722,454**
- Number of DBE Firms Paid: **113**
- Percent of Payments to DBEs: **18.6%**



Summary Payments on Completed Contracts

- Total Prime Contracts (Race Conscious) Completed: **5**
- Total Value of Completed Contracts (Race Conscious): **\$33,033,872**
- DBE Participation Needed to Meet (Race Conscious) Goal: **\$3,633,726**
- Total DBE Achievement Value (Race Conscious): **\$3,633,726 (11%)**
- Total Prime Contracts Completed (Race Neutral): **24**
- Total Value of Completed Contracts (Race Neutral) **\$4,909,718**
- Total DBE Achievement Value (Race Neutral): **\$3,053,138 (62.2%)**
- Overall, a Total of **29** Contracts at the Value of **\$37,943,590** was Paid on Completed this Period. Total Payment Value to DBE Subcontractors was **\$6,686,864** Achieving **17.6%** DBE Participation.

DBE Achievement on Completed Contracts



For questions about this report, please contact Trina Bolton 612-790-0329
Trina.Bolton@metc.state.mn.us