

# Information Item

Management Committee



Meeting Date: August 10, 2022

## Topic

2022 Second Quarter Procurement Summary and MCUB Goals Review

**District(s), Member(s):**

**Policy/Legal Reference:** FM14-2 Expenditures for the Procurement of Goods and Services

**Staff Prepared/Presented:** Jody Jacoby, Procurement Director, 651-602-1144; Ashanti Payne, OEEO Assistant Director, 651-602-7660

**Division/Department:** Procurement / OEEO

## Background

Council *Policy 14-2 – Expenditures* authorizes the Regional Administrator to approve awards not exceeding \$500,000 for all purchases of budgeted goods and services. In addition, the Regional Administrator is authorized to approve construction contracts where:

- (a) The value of the contract does not exceed \$2,500,000;
- (b) The construction project was included in the Council-adopted capital budget;
- (c) The cost of the project is less than the Engineer's Probable Construction Costs plus 10%;
- (d) Sufficient funds are available in the capital budget to complete the project.

The delegation authority of the Regional Administrator to approve awards for all purchases of budgeted goods and services was increased from \$250,000 to \$500,000 in October of 2013. Related to this increase in authority, the Council requested a report on any contracts valued between \$175,000 and \$250,000 and \$250,000 and \$500,000.

To satisfy this requirement a report that summarizes procurements for the preceding quarter is presented to the Council through the Management Committee at the end of each quarter. The report gives a breakdown of the number of procurements executed during the reporting period grouped by value, and details of all procurements which have a value greater than \$175,000 but less than or equal to \$500,000.

Procurements valued at greater than \$500,000 are generally approved individually by the Council, except for those construction contracts that meet the criteria given above. The Management Committee requested a quarterly summary of contracts over \$500,000.

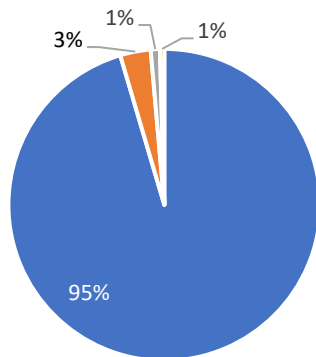
The second quarter 2022 Procurement Summary and OEEO MCUB Information is attached.

# Metropolitan Council

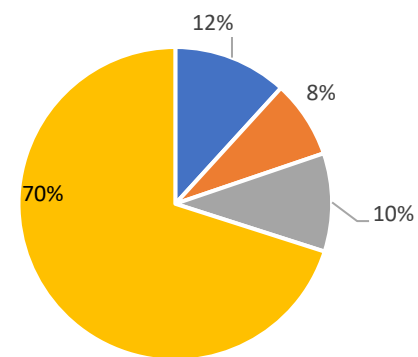
## Procurement Summary Information - Second Quarter, 2022

Dollar Amount Range	Number of Procurements		Percent Value \$	Total Value \$	
	Second Quarter	YTD	Second Quarter	Second Quarter	YTD
\$0 - \$10,000	9079	17,763	11.8%	\$9,581,692	\$18,971,312
\$10,001 - \$50,000	301	694	8.0%	\$6,523,800	\$16,134,860
\$50,001 - \$175,000	90	168	10.2%	\$8,265,098	\$15,559,165
\$175,001 - \$250,000	13	20	3.4%	\$2,763,558	\$4,291,722
\$250,001 - \$500,000	16	42	6.7%	\$5,504,771	\$16,515,181
Greater Than \$500,000	14	26	59.9%	\$48,782,968	\$137,464,175
<b>Grand Total</b>	<b>9,513</b>	<b>18,713</b>	<b>100%</b>	<b>\$81,421,887</b>	<b>\$208,936,415</b>

Procurements by # of Transactions Q2-2022



Procurements by Contract \$ Value Q2-2022



■ \$0-10,000   
 ■ \$10,000-50,000   
 ■ \$50,000-175,000   
 ■ \$175,000+

■ \$0-10,000   
 ■ \$10,000-50,000   
 ■ \$50,000-175,000   
 ■ \$175,000+

## Details of Procurement Valued Between \$175,001 and \$250,000

### Award Based on Requests for Proposals

#	Contractor	Amount	Division	Description	Solicitation Method	Contractor Location	Contract Number	DBE/MCUB Goal	DBE/MCUB Commitment
1	Zan Associates	\$249,995	MTS	Transportation Needs Assessment	Proposals	Minneapolis	22P082	14%	50%



## Details of Procurement Valued Between \$175,001 and \$250,000

### Award Based on Invitation for Bids

#	Contractor	Amount	Division	Description	Solicitation Method	Contractor Location	Contract Number	DBE/MCUB Goal	DBE/MCUB Commitment
1	Vehicle Maintenance Program	\$195,302	MT	2022 Air Dryer	Bids	Boca Raton, FL	22P066	None	None
2	Lovdal Electronics	\$247,222	MT	LRT PTZ replacement	Bids	Lindstrom	21P300	None	None
3	Global Specialty Contractors	\$248,317	MT	Lake St Drainage Repairs	Bids	Eagan	22P041	15%	28.59%

## Details of Procurement Valued Between \$175,001 and \$250,000

### Award Based on Other Processes

#	Contractor	Amount	Div	Description	Solicitation Method	Contractor Location	Contract/PO Number	MCUB/DBE Goal	MCUB/DBE Commitment
1	IT Audit Labs	\$179,205	RA	Security Engineer Services	ED	Shakopee	PO# 22005093	None	None
2	Serpentix Conveyor Corp	\$181,006	ES	New Serpentix Conveyor System	ED	Westminster, CO	PO# 22004655	None	None
3	HP Inc	\$195,000	RA	ES Refresh All locations	State Contract	Palo Alto, CA	22P140	None	None
4	New Flyer of America	\$199,605	MT	Purchase of Wrist Joints for 70 Articulating Buses	Sole Source	San Francisco, CA	22P143	None	None
5	US Air Filtration	\$200,000	ES	2022-2024 Dust Collector Bags and Cages Supply - SMB Baghouses	Sole Source	Temecula, CA	22P164	None	None
Metropolitan Council	Alfa Laval Inc	\$200,000	ES	Alfa Laval Rotating Assembly	Sole Source	Richmond, VA	22P174	None	None
	Vessco Inc	\$200,000	ES	WEMCO Pump - VESSCO Inc	Sole Source	Eden Prairie	22P198	None	None
	Walker Process Equipment	\$230,000	ES	Walker Process Equipment	Sole Source	Chicago, IL	22P223	None	None
	Paragon Development Systems	\$237,906	RA	Server Refresh	State Contract	Brookfield, WI	22P115	None	None

## Details of Procurement Valued Between \$250,000- \$500,000

### Award Based on Formal Invitation for Bid

#	Contractor	Amount	Division	Description	Solicitation Method	Contractor Location	Contract Number	DBE/MCUB Goal	DBE/MCUB Commitment
1	LHC Technology Corporation	\$275,896	MT	2022 Smartcard Procurement	Bids	Richmond, BC	21P263A	None	None
2	Allied Blacktop	\$351,233	MT	Pavement Rehab	Bids	Maple Grove	21P141A	18%	18.97%
3	PEC Solutions LLC	\$437,150	MT	Franklin O&M East Primary Switchgear	Bids	Minneapolis	22P021	9%	11%

# Details of Procurement Valued Between \$250,001 and \$500,000

## Award Based on Request for Proposals

#	Contractor	Amount	Division	Description	Solicitation Method	Contractor Location	Contract Number	DBE/MCUB Goal	DBE/MCUB Commitment
1	Barr Engineering	\$266,666	ES	Master Contract for Water Supply Technical Analyses and Outreach-Engineering	Proposals	Minneapolis	21P230A	8%	8%
2	HDR Engineering Inc	\$266,666	ES	Master Contract for Water Supply Technical Analyses and Outreach-Engineering	Proposals	Omaha, NE	22P230B	8%	8%
3	Kimley-Horn Associates Inc	\$266,666	ES	Master Contract for Water Supply Technical Analyses and Outreach-Engineering	Proposals	St. Paul	22P230C	8%	8.6%
4	SRF Consulting Group	\$337,793	MTS	Principal Arterial Intersection Conversion Study	Proposals	Minneapolis	21P225	15%	19%
5	VTI Security	\$495,000	MT	Lenel Card Access Service	Proposals	Burnsville	21P227	3%	3%

Metropolitan Council

## Details of Procurement Valued Between \$250,001 and \$500,000

### Award Based on Other Processes

#	Contractor	Amount	Division	Description	Solicitation Method	Contractor Location	Contract Number	DBE/MCUB Goal	DBE/MCUB Commitment
1	IT Audit Labs	\$252,000	RA	Security Engineering Resources	Emergency Declaration	Shakopee	PO# 22004166	None	100%
2	IT Audit Labs	\$270,000	RA	Security Analyst and Project Manager	Emergency Declaration	Shakopee	PO# 22004167	None	100%
3	Enterprise Holdings Inc	\$277,295	MT	Jeep Cherokee Vehicle Rentals	State Contract	Eagan	22P195	None	None
4	SHI International Corp	\$284,246	RA	Sierra Wireless Hardware Maintenance A Renewal	State Contract	Piscataway, NJ	22P191	None	None
5	Carahsoft Technology Group	\$381,089	RA	Software upgrade for service desk	State Contract	Reston, VA	22P189	None	None
Metrogolfian Council	Red Kite Project	\$418,250	MT	Red Kite Project	Sole Source	Philadelphia, PA	22P137	None	None
	North Shore Track Services Inc	\$438,170	MT	Emergency Bass Lake Spur West Tie Replacement	Emergency Declaration	Duluth	22P141	None	None
	Arinc Inc	\$486,651	MT	Blue Line Enhancements Phase IIA SCADA	Sole Source	Annapolis, MD	21P291	None	None



## Details of Procurement Valued Over \$500,000

### Award Based on All Processes

#	Contractor	Amount	Division	Description	Solicitation Method	Contractor Location	Contract Number	MCUB/DBE Goal	MCUB/DBE Commitment
1	VFA Inc	\$536,763	MT	Asset Condition Assessment	State Contract	Greenville, SC	22P111	None	None
2	Flexible Pipe Tool Company	\$536,884	ES	2022 Combination Jet/Vac Sewer Cleaning Truck	Sole Source	Cold Spring	22P216	None	100%
4	Pioneer Power Inc	\$794,997	ES	Asset Condition Assessment	Bids	Woodbury	22P017	10%	13.39%
5	API Inc DBA Scaffold Service	\$865,524	ES	System Scaffolding Services for all MCES locations	Bids	Minneapolis	21P253	None	None
	Premier Electrical Corp	\$1,114,900	MT	Asset Condition Assessment	Bids	Brooklyn Park	22P000	14%	17.06%
	Morcon Construction Inc	\$1,208,750	MT	Overhead Door Replacement	Bids	Fridley	22P117	15%	22.40%

## Details of Procurement Valued Over \$500,000

### Award Based on All Processes

#	Contractor	Amount	Division	Description	Solicitation Method	Contractor Location	Contract Number	MCUB/DBE Goal	MCUB/DBE Commitment
8	Kimley-Horn Associates Inc	\$1,342,000	MT	Downtown & Green Line Switch Heater Replacement	Bids	St. Paul	21P284	12%	16.5%
9	Minger Construction Inc	\$1,727,249	ES	Long Lake Interceptor Rehabilitation Project	Bids	Jordan	21P008	9%	9.88%
10	Knorr Brake Company	\$1,856,490	MT	LRT-LRV-Type 2 MT & CT Suspension Rebuild Kits	Sole Source	Westminster, MD	21P212	None	None
11	Waste Management	\$2,381,085	ES	Municipal Solid Waste and Industrial Waste for MCES Facilities	Proposals	Bedford Park, IL	20P289A	None	None
12	Securitas Security Services USA Inc	\$4,470,000	ES	Security Officer Services	Proposals	Westlake Village, CA	21P214	8%	8.3%
13	Hawkins	\$5,400,000	ES	Bulk Chemicals	Bids	Minneapolis	21P122	None	None
14	Railcar Co Corp	\$7,704,246	MT	LRT-LRV-Type 1 Rust Mitigation	Proposals	Sarasota, FL	20P035	None	None
15	Shaw-Lundquist Assoc Inc	\$18,844,080	ES	Regional Maintenance Facility Expansion	Bids	Minneapolis	21P010	15%	21.26%

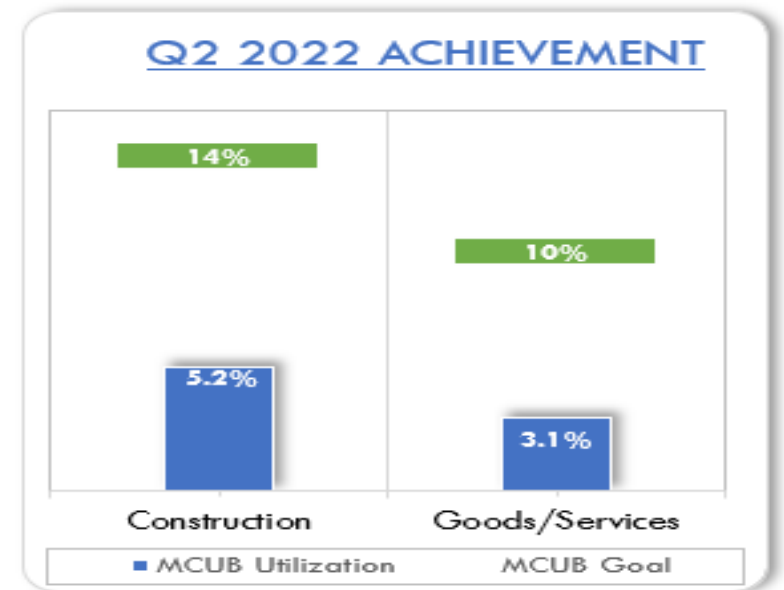
Metropolitan Council

# Metropolitan Council

## Q2 2022 – MCUB Utilization Summary

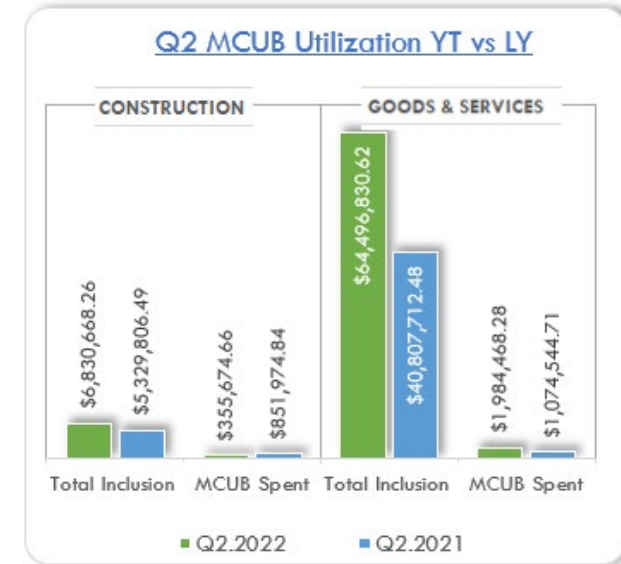
### Total Spend and MCUB Utilization

<b>A. Total Spend (PO &amp; Pcard)- All divisions:</b>	\$190,378,497.55	
<b>B. Total Exclusions</b>	\$119,050,998.67	63%
<b>C. Total Inclusions</b>	\$71,327,498.88	37%
<i>MCUB Total Construction Spend</i>	\$355,674.7	0.50%
<i>MCUB Total Goods/Services Spend</i>	\$1,984,468.28	2.78%
<b>D. Total MCUB commitment</b>	\$2,340,142.94	3.3%
<i>MCUB Total Construction Spend</i>	\$355,674.7	15.20%
<i>MCUB Total Goods/Services Spend</i>	\$1,984,468.28	84.80%



## Comparison Q2 YT and Q2 LY

	Q2 YT	Q2 LY	
<b>A. Total Spend (PO &amp; PCard)- All divisions:</b>	\$190,378,497.55	\$202,152,189.11	<b>6% decrease</b>
<b>B. Total Exclusions</b>	\$119,050,998.67	\$156,014,670.14	<b>24% decrease</b>
<b>C. Total Inclusions</b>	\$71,327,498.88	\$46,137,518.97	<b>55% increase</b>
<b>D. Total MCUB commitment</b>	\$2,340,142.94	\$1,926,519.55	<b>21% increase</b>



### MCUB Utilization YT vs LY

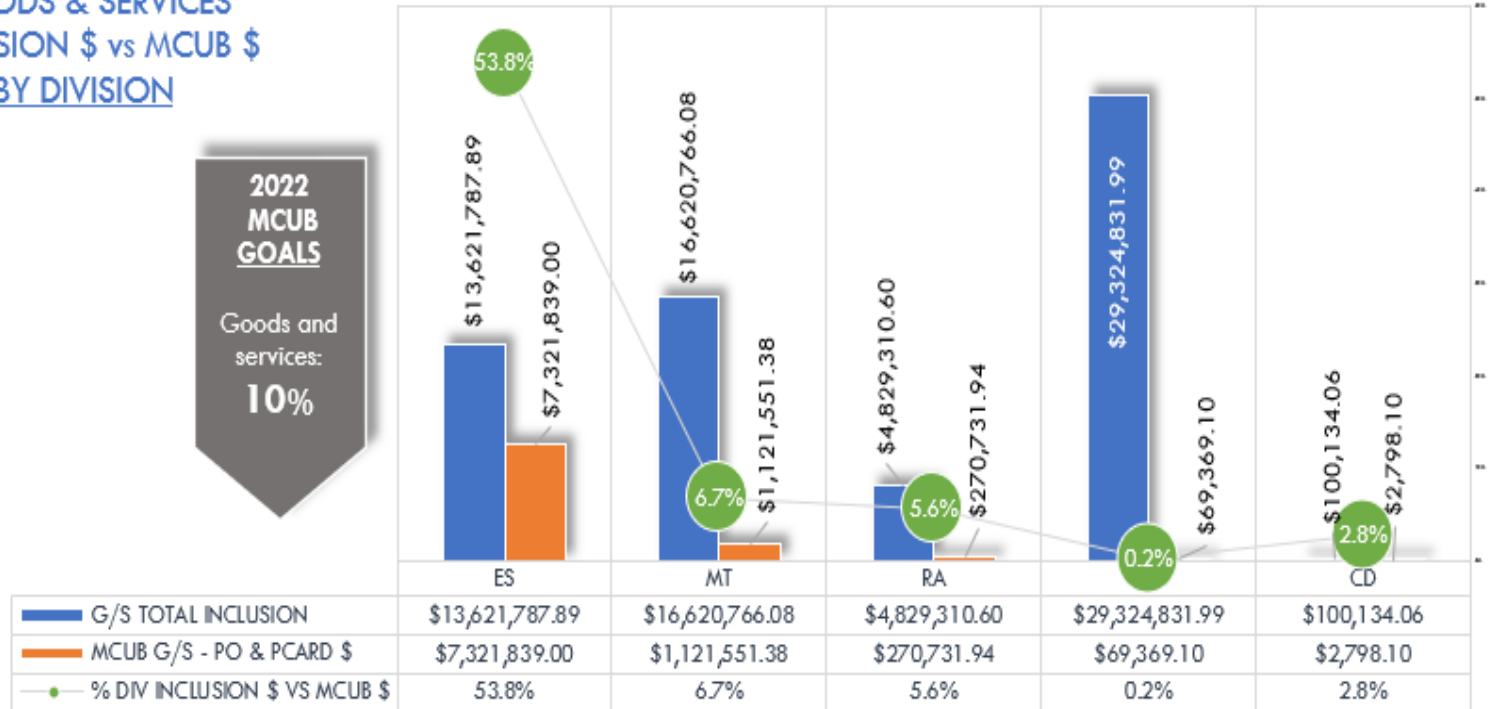
	CONSTRUCTION		GOODS & SERVICES	
	Total Inclusion	MCUB Spent	Total Inclusion	MCUB Spent
<b>Q2.2022</b>	\$6,830,668.26	\$355,674.66	\$64,496,830.62	\$1,984,468.28
<b>Q2.2021</b>	\$5,329,806.49	\$851,974.84	\$40,807,712.48	\$1,074,544.71
<b>Spending change</b>	\$1,500,861.77	( <b>\$496,300.18</b> )	\$23,689,118.14	\$909,923.57
<b>Rate of Change %</b>	<b>28.16%</b>	<b>-58.25%</b>	<b>58.05%</b>	<b>84.68%</b>

## Spend by Division

### GOODS & SERVICES INCLUSION \$ vs MCUB \$ BY DIVISION

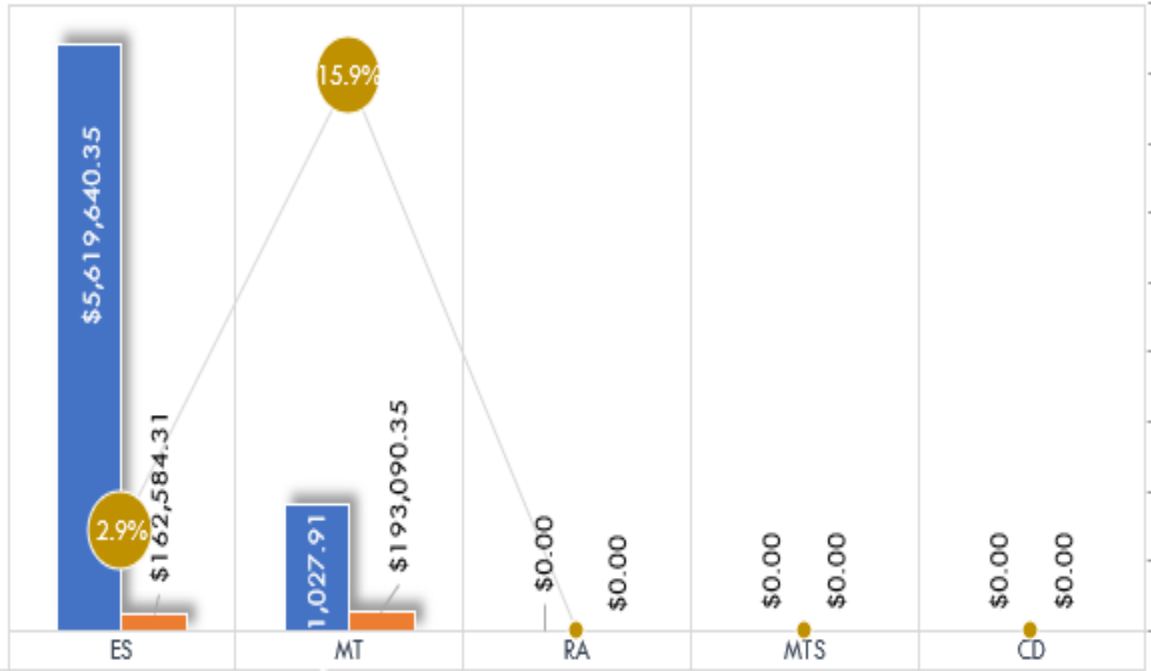
**2022  
MCUB  
GOALS**

Goods and  
services:  
**10%**



**CONSTRUCTION  
INCLUSION \$ vs MCUB \$  
BY DIVISION**

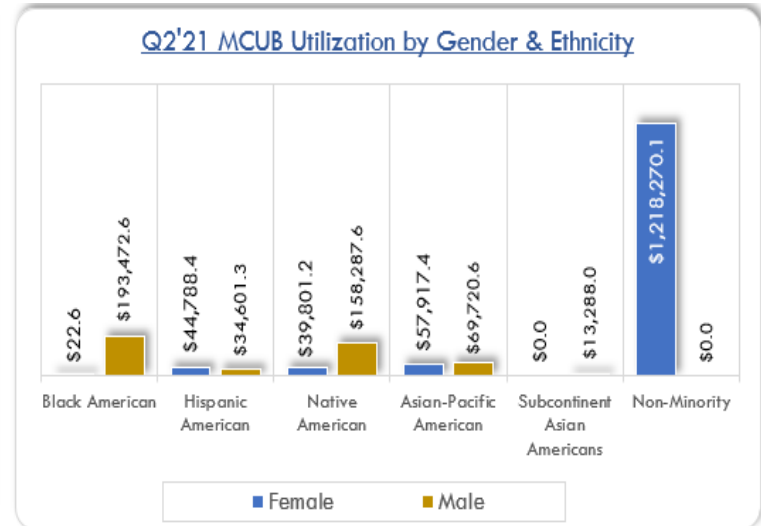
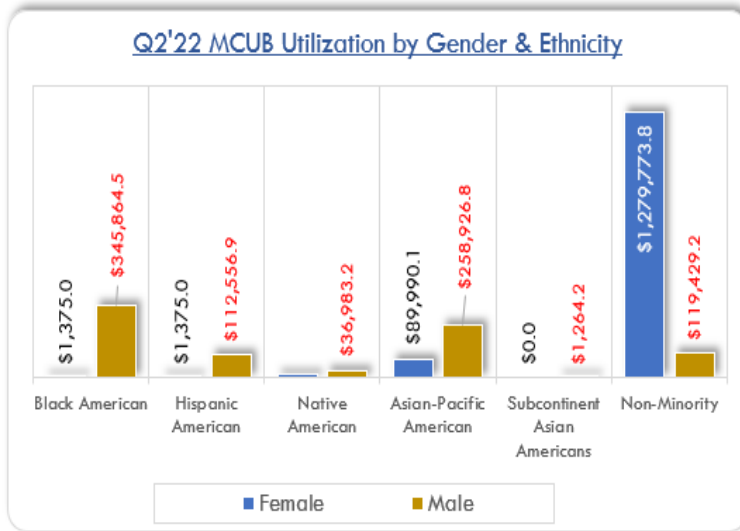
**2022 MCUB  
GOALS**  
Construction  
**14%**



	ES	MT	RA	MTS	CD
■ CONST. TOTAL INCLUSION	\$5,619,640.35	\$1,211,027.91	\$0.00	\$0.00	\$0.00
■ MUCB CONSTRUCTION \$\$	\$162,584.31	\$193,090.35	\$0.00	\$0.00	\$0.00
● % DIV INCLUSION \$ VS MCUB \$	3%	16%	0%	0%	0%



Utilization by Gender and Ethnicity / with Q2 2021 comparison



## Q2 Highlights

### **2022 Q2 MCUB Direct Spend increased from Q2 2021**

Q2 2022 MCUB Direct 15% vs 13% in Q2 of 2021

#### **Successful Sole Source with MCUB Firm**

Flexible Pipe Tool Company-\$536,884.00

#### **IS Emergency Declaration MCUB Success**

International Projects Consultancy Services-\$382,400.00

IT Audit Labs-\$43,150.00

#### **5 Successful MCUB Select Solicitations**

JPMI Construction Co-\$40,410.00

JPMI Construction Co-\$45,000.00

Modern Electrical Solutions Inc-\$31,999.00

Action Construction Services-\$34,812.70

Tek Steel Fabricators Inc-\$56,000.00

#### **MCUB Partnership with New Flyer Moving Forward**

Selected MCUB firm is B & L Supply (Black Male Owned Business)

