

April 1, 2022 – September 30, 2022 FTA Report Summary

The current Metropolitan Council sets an overall DBE goal that is valid for 3 years. This is commonly called the Triennial DBE Goal. Metropolitan Council's current triennial goal is 14% overall, with a 11% Race -Conscious goal and 3% Race-Neutral. DBE Participation is based on awarded contracts and reviewed on a semi-annual basis by the Federal Transit Administration (FTA) to ensure the agency is on track to meet the established triennial goal. OEEO compiles and submits these reports to FTA on June 1st and December 1st of each calendar year.

The Metropolitan Council achieved 17.7% awarded DBE participation for this reporting period. The June report achieved 20.9% DBE on contracts awarded. Between the June and December reports, 18.2% was achieved on the contracts awarded for the year. The information compiled during reporting period April 1, 2022 – September 30, 2022 includes the following:
(Note that all calculations are applied 80% - dollar values per FTA DBE regulation)

- Contracts Awarded and Committed During This Report Period
- Breakdown of Ethnicity and Gender for Awarded DBE Contracts
- Payment on Ongoing Contracts
- Payments on Completed Contracts

Summary

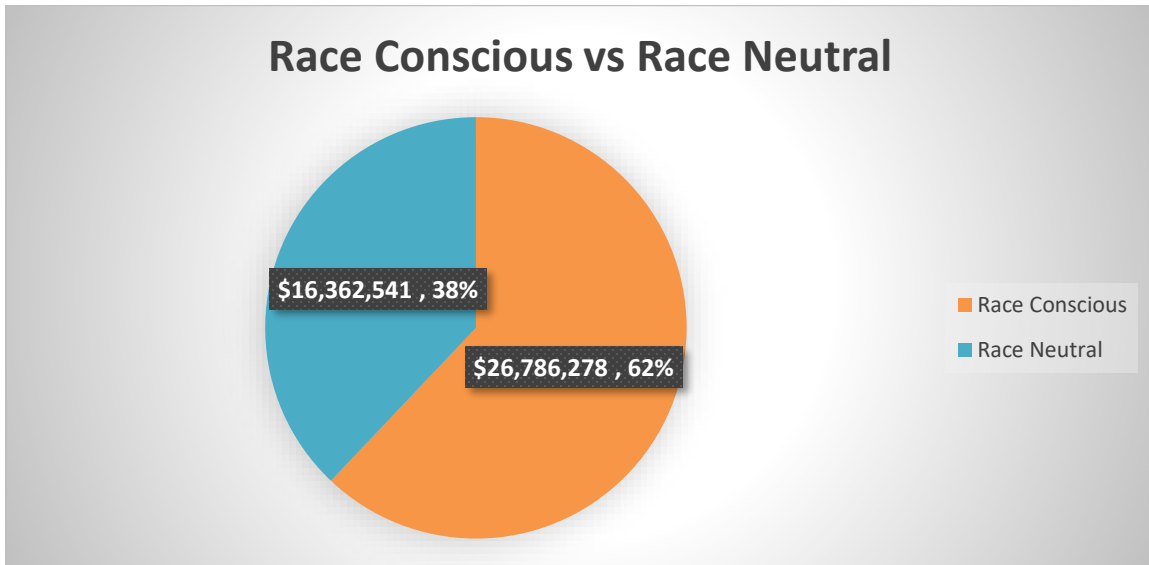
Awarded Contracts During This Report Period

Total Value of Prime Contracts: \$243,511,617	Number of Awarded Prime Contracts: 41
Total Value of DBE Prime Contracts: \$572,604	Number of Awarded DBE Prime Contracts: 4
Total Value of Subcontracts: \$77,505,970	Number of Awarded Subcontracts: 120
Total Value of DBE Subcontracts: \$42,576,214	Number of DBE Subcontracts: 54
Total Awarded DBE Participation: \$43,148,818 (17.7%)	Total Number of DBE Contracts: 58

Major contracts awarded that largely contributed to the total award above:

1. Gold Line Civil Construction Contract – Contract 21P320 – amount \$198,363,384 (82%) – DBE Commitment 17.11%
2. Gold Line Construction Contract – Administration and Inspection Services -Contract 22P098 - amount \$10,852,205 (4.5%) – DBE Commitment 16%

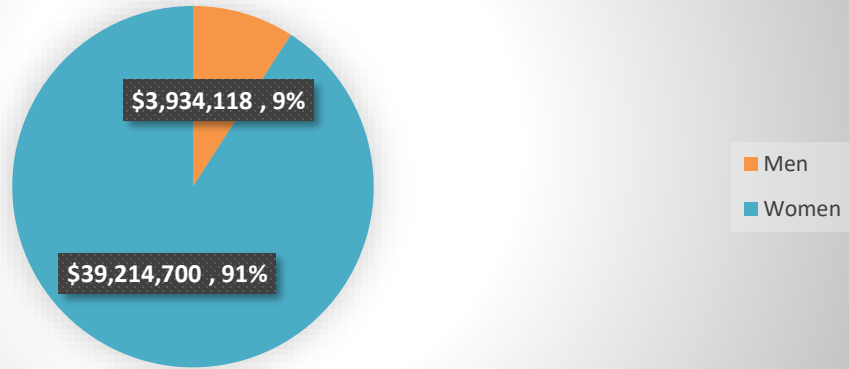
Race-Conscious versus Race-Neutral Contracts:



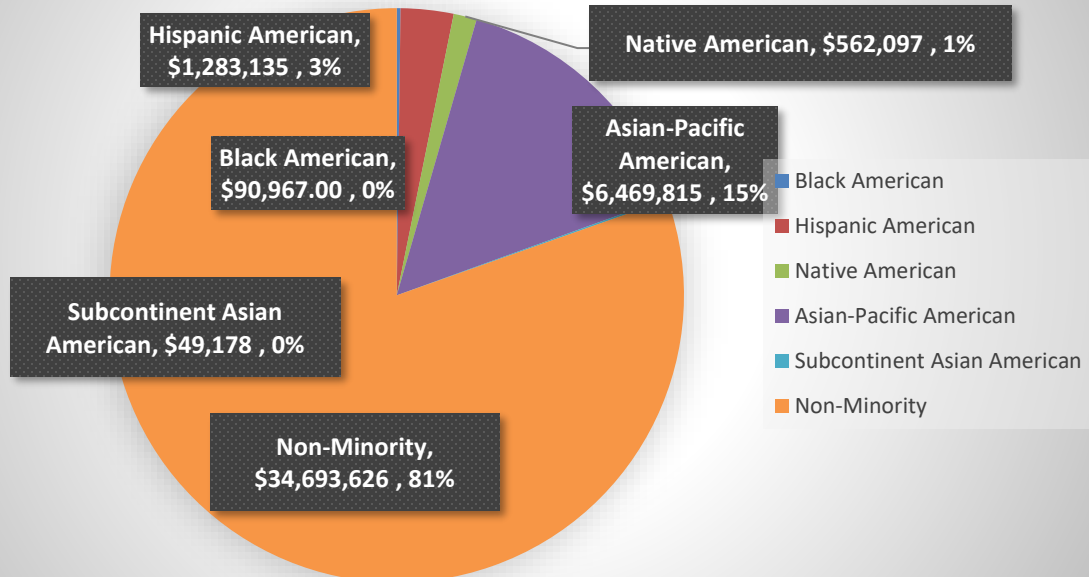
Breakdown of Ethnicity and Gender for Awarded DBE Contracts

Ethnicity	Women	Men	Total	Women	Men	Total
Black American	\$	\$90,967	\$90,967	0	2	2
Hispanic American	\$19,227	\$1,263,908	\$1,283,135	1	1	2
Native American	\$	\$562,097	\$562,097	0	5	5
Asian-Pacific American	\$4,501,847	\$1,967,968	\$6,469,815	6	3	9
Subcontinent Asian Americans	\$	\$49,178	\$49,178	0	1	1
Non-Minority	\$34,693,626	\$	\$34,693,626	39	0	39
TOTAL	\$39,214,700	\$3,934,118	\$43,148,818	46	12	58

Awards by Gender



Award Amounts by Ethnicity

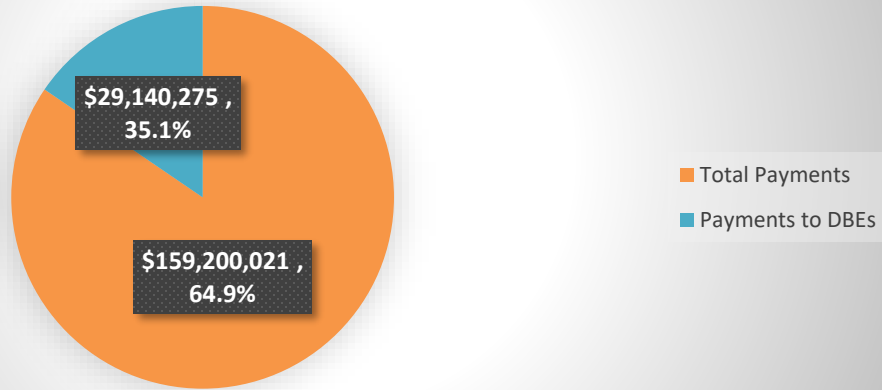


DBE's were awarded **54 (45%)** of the overall 120 subcontracts

Summary Payments on Ongoing Contracts

- Total Ongoing Prime Contracts and Subcontracts: **238**
- Total Dollar Value: **\$159,200,021**
- Total Number of Contracts with DBE Subs: **138**
- Total Payments to DBE Firms: **\$29,140,275**
- Number of DBE Firms Paid: **85**
- Percent of Payments to DBEs: **18.3%**

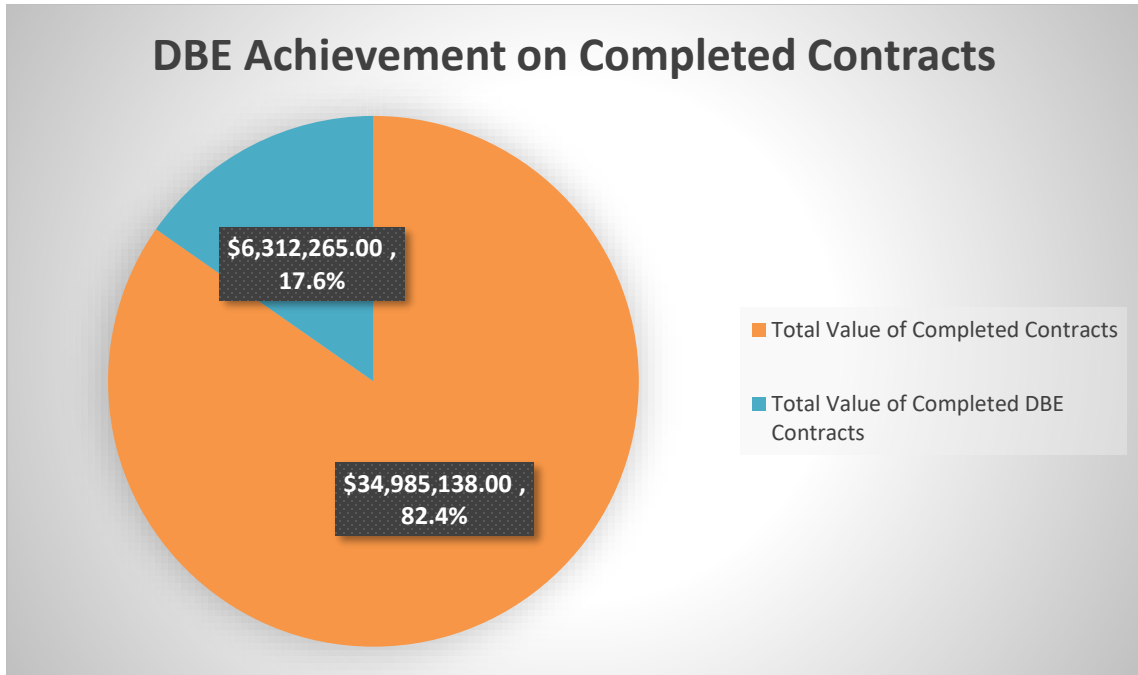
Payments on Ongoing Contracts



Summary Payments on Completed Contracts

- Total Prime Contracts (Race Conscious) Completed: **8**
- Total Value of Completed Contracts (Race Conscious): **\$28,161,236**
- DBE Participation Needed to Meet (Race Conscious) Goal: **\$3,097,736**
- Total DBE Achievement Value (Race Conscious): **\$3,097,736 (11%)**
- Total Prime Contracts Completed (Race Neutral): **22**
- Total Value of Completed Contracts (Race Neutral) **\$6,823,902**
- Total DBE Achievement Value (Race Neutral): **\$3,214,529 (47.1%)**
- Overall, a Total of **30** Contracts at the Value of **\$34,985,138** was Paid on Completed this Period. Total Payment Value to DBE Subcontractors was **\$6,312,265** Achieving **18%** DBE Participation.

DBE Achievement on Completed Contracts



For questions about this report, please contact Trina Bolton 612-790-0329
Trina.Bolton@metc.state.mn.us