



Financial Report 3rd Quarter 2023

Management Committee December 13, 2023



Operating Reserves

	2023 Year-End Projected Reserve	Minimum Target	Target Percentage
General Fund	19,630	10,632	10%
Environmental Services	38,875	16,714	10%
HRA	16,560	8,193	8.3%
<u>Metro Transit</u>			8.3-12.5%
Bus	261,529	34,138	
Light Rail	19,331	8,484	
Commuter Rail	11,114	1,481	
<u>MTS</u>			
Trans Planning	10,677	3,449	31.5%
Metro Mobility	29,156	10,468	10%
Contracted Services	16,289	3,522	10%

\$ in thousands

General Fund Operating

	2023 YTD Results	% of Budget	Projected Year-End	2023 Budget
Revenues	\$9,962	53%	\$19,035	\$18,860
Expenses	62,706	59%	99,975	106,322
Transfers	51,247	61%	80,984	83,678
Change	(1,497)		44	(3,784)
Beginning Balance			31,144	
Assigned/Committed			(7,729)	
Carry Forward – Amendment			(3,829)	
Ending Reserve Balance			\$19,630	
Target Balance			\$10,632	
\$ in thousands				

General Fund Operating

Assigned/Committed Balances	
Risk: Self Insurance (Errors and Omissions)	\$2,500
Compensated Absences	4,669
Regional Water Supply	560
	\$7,729

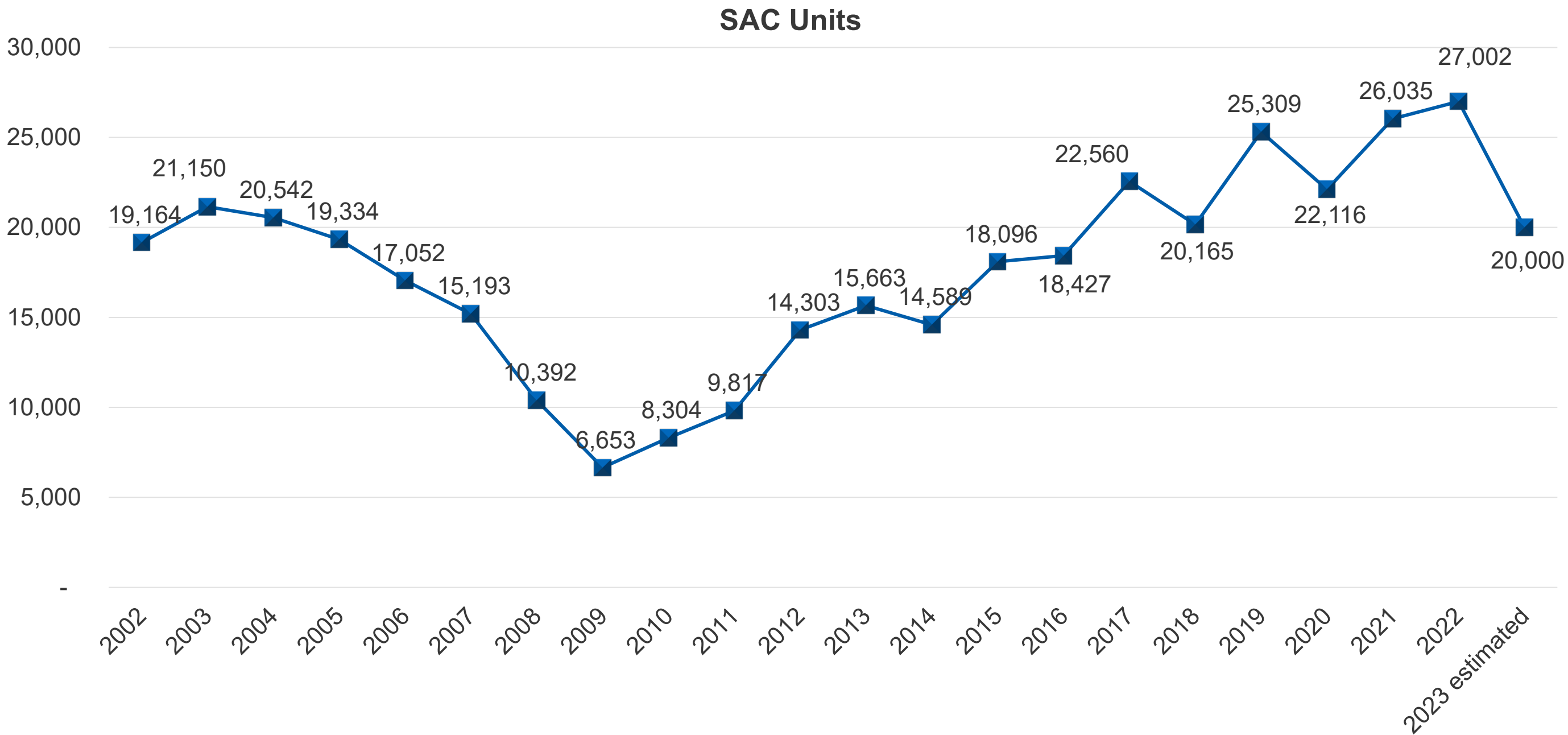
\$ in thousands

Environmental Services Operating

	2023 YTD Results	% of Budget	Projected Year-End	2023 Budget
Revenues	\$219,288	74%	\$296,501	\$294,998
Expenses	119,160	71%	166,869	167,136
Transfers	(94,991)	73%	(129,006)	(129,684)
Change	5,137		626	(1,822)
Beginning Balance			38,249	
Ending Reserve Balance			\$38,875	
Target Balance			\$16,714	

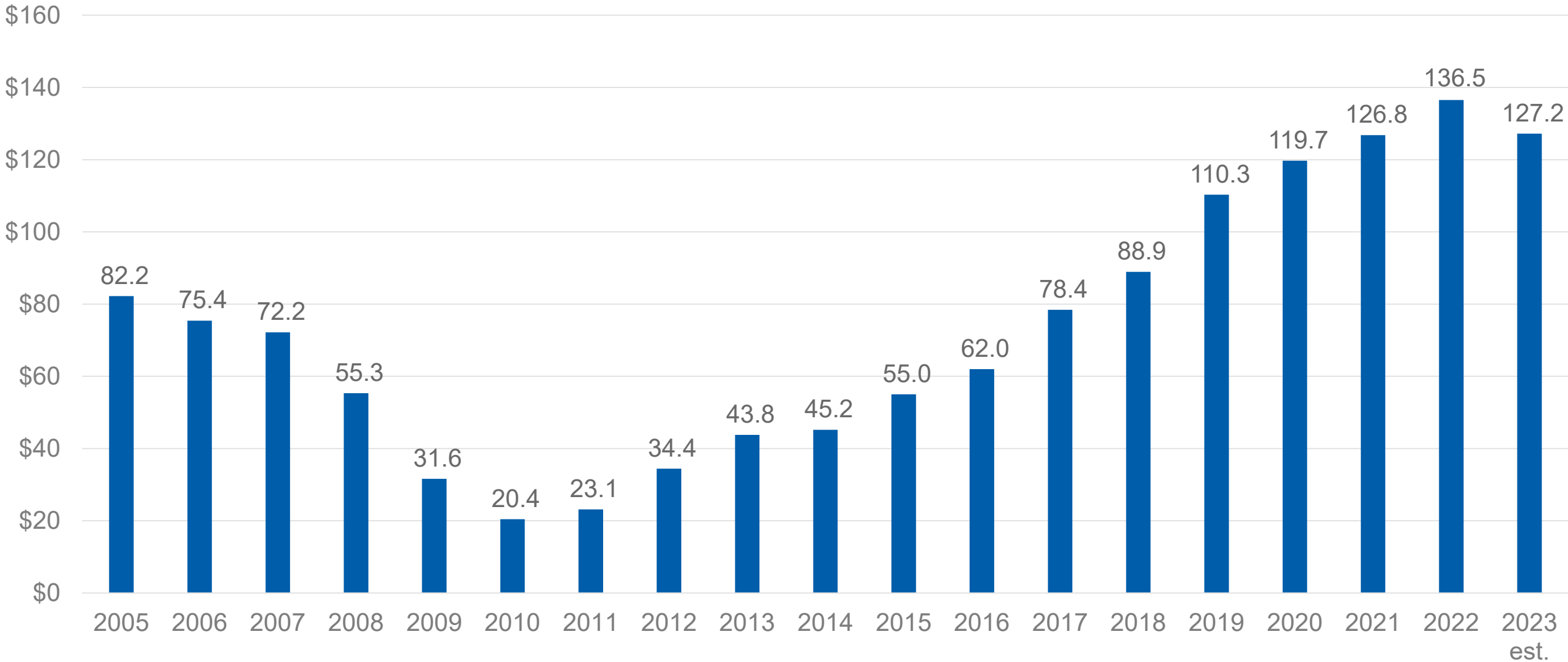
\$ in thousands

Sewer Access Charges (SAC) - Units



Sewer Access Charges (SAC) – Reserve Balance

SAC Reserve



Housing and Redevelopment Authority

	2023 YTD Results	% of Budget	Projected Year-End	2023 Budget
Revenues	\$71,526	74%	\$97,186	\$96,536
Expenses	69,525	72%	95,267	96,867
Transfers	(804)	43%	(1,805)	(1,850)
Change	1,197		114	(2,181)
Beginning Balance			16,446	
Ending Reserve Balance			\$16,560	
Target Balance			\$8,193	

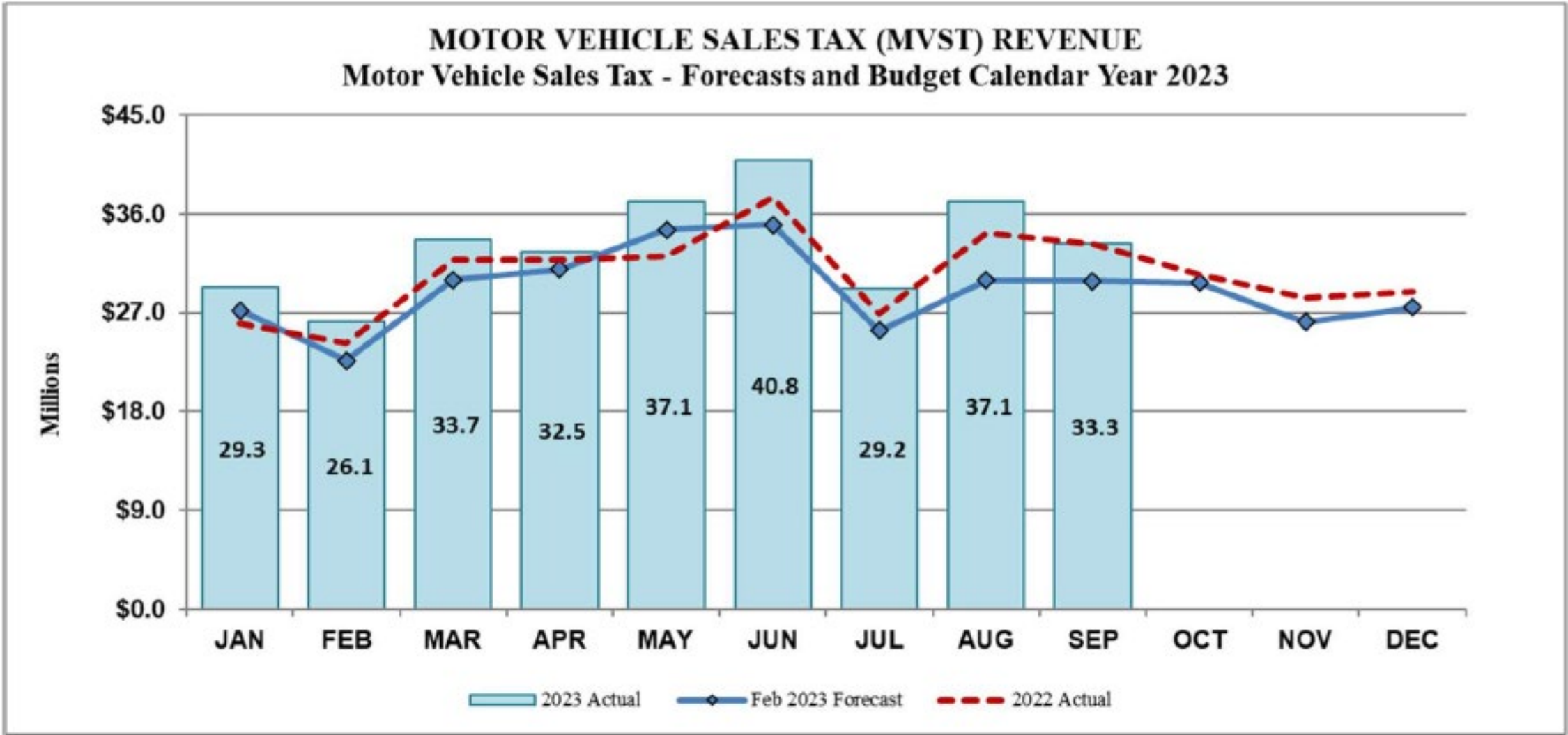
\$ in thousands

MTS – Metro Mobility

	2023 YTD Results	% of Budget	Projected Year-End	2023 Budget
Revenues	\$85,227	84%	\$101,223	101,883
Expenses	74,705	73%	101,194	101,854
Transfers	(1,644)	58%	(2,743)	(2,828)
Change	8,878		(2,714)	(2,799)
Beginning Balance			31,870	
Ending Reserve Balance			\$29,156	
Target Balance			\$10,468	

\$ in thousands

Motor Vehicle Sales Tax Revenues



Motor Vehicle Sales Tax Reserve Balance



Metro Transit Bus Operations

	2023 YTD Results	% of Budget	Projected Year-End	2023 Budget
Revenues	\$367,390	78%	\$473,466	\$470,885
Expenses	219,884	58%	307,030	380,291
Transfers	(19,220)	47%	(44,389)	(41,310)
Change	128,286		122,047	49,284
Beginning Balance			139,482	
Ending Reserve Balance			\$261,529	
Target Balance			\$34,138	

\$ in thousands

Metro Transit Light Rail Operations

	2023 YTD Results	% of Budget	Projected Year-End	2023 Budget
Revenues	\$83,041	81%	\$100,288	\$102,175
Expenses	50,727	65%	75,033	78,072
Transfers	(16,117)	67%	(23,102)	(24,144)
Change	(16,197)		2,153	(41)
Beginning Balance			17,178	
Ending Reserve Balance			\$19,331	
Target Balance			\$8,484	

\$ in thousands

Metro Transit Commuter Rail Operations

	2023 YTD Results	% of Budget	Projected Year-End	2023 Budget
Revenues	\$11,329	74%	\$13,642	\$15,390
Expenses	7,916	51%	12,446	15,374
Transfers	(699)	28%	(1,115)	(2,466)
Change	2,714		81	(2,450)
Beginning Balance			11,033	
Ending Reserve Balance			\$11,114	
Target Balance			\$1,481	

\$ in thousands