

October 1, 2022 – March 31, 2023 FTA Report Summary

The current Metropolitan Council sets an overall DBE goal that is valid for 3 years. This is commonly called the Triennial DBE Goal. Metropolitan Council's current triennial goal is 14% overall, with a 11% Race -Conscious goal and 3% Race-Neutral. DBE Participation is based on awarded contracts and reviewed on a semi-annual basis by the Federal Transit Administration (FTA) to ensure the agency is on track to meet the established triennial goal. OEEO compiles and submits these reports to FTA on June 1st and December 1st of each calendar year.

The Metropolitan Council achieved 6.5% awarded DBE participation for this reporting period. The information compiled during reporting period October 1, 2022 – March 31, 2023 includes the following: (Note that all calculations are applied 80% - dollar values per FTA DBE regulation)

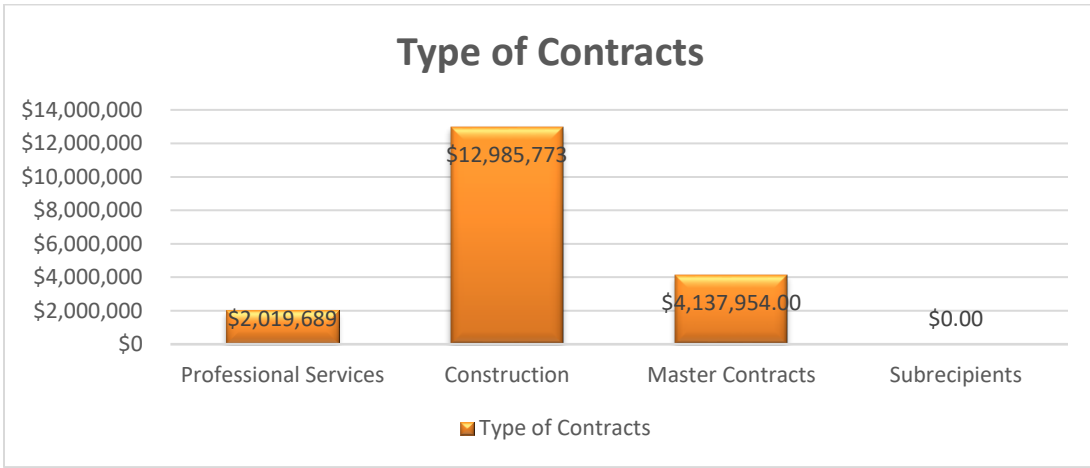
- Contracts Awarded and Committed During This Report Period
- Breakdown of Ethnicity and Gender for Awarded DBE Contracts
- Payment on Ongoing Contracts
- Payments on Completed Contracts

Summary

Awarded Contracts During This Report Period

Total Value of Prime Contracts: \$19,143,416	Number of Awarded Prime Contracts: 29
Total Value of DBE Prime Contracts: \$204,871	Number of Awarded DBE Prime Contracts: 3
Total Value of Subcontracts: \$2,158,863	Number of Awarded Subcontracts: 32
Total Value of DBE Subcontracts: \$1,040,728	Number of DBE Subcontracts: 14
Total Awarded DBE Participation: \$1,245,599 (48.2%)	Total Number of DBE Contracts: 17

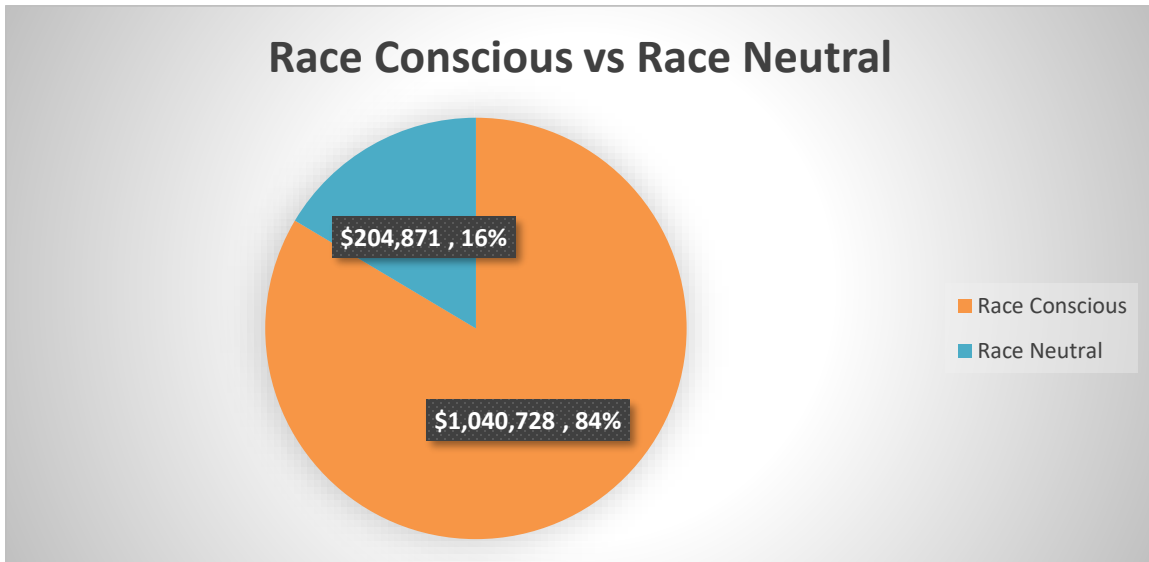
Types of Contracts Awarded



Major contracts awarded that largely contributed to the total award above:

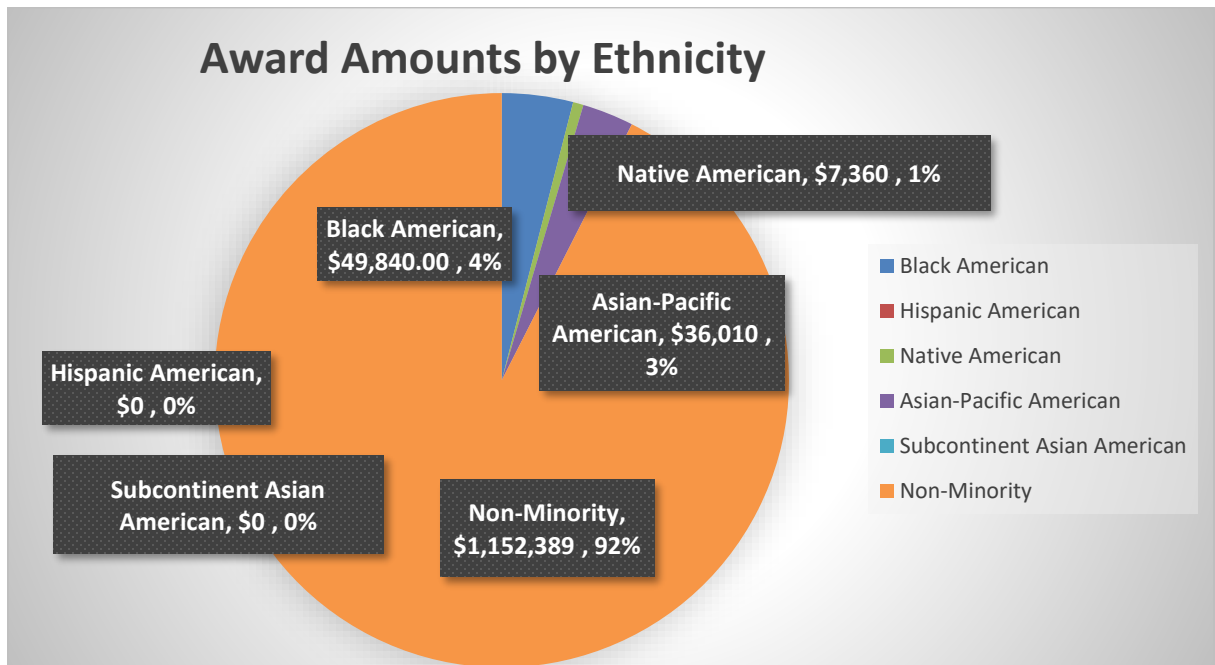
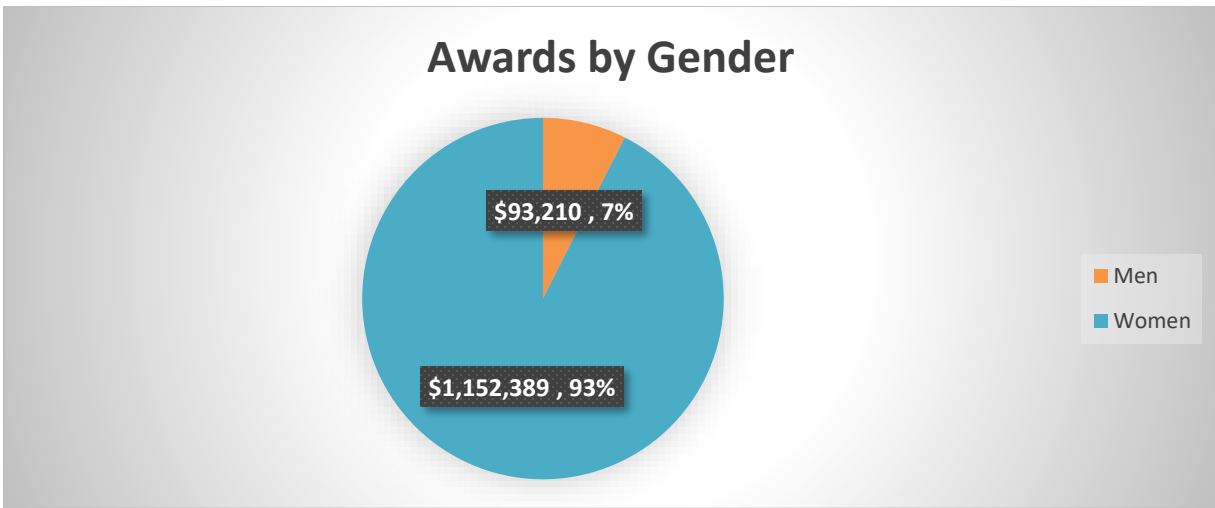
1. Fastfare Farebox Upgrade – Contract 22P408 – amount \$6,006,348 (31.38%) DBE Commitment 0% - Purchased Direct from Vendor.
2. Master Contract for Bass Lake Spur Freight Rail Maintenance and Repair II – Contract 21P143B – amount \$4,137,954 (21.62%) – DBE Commitment 10.2%
3. OHB Hoists Replacement – Contract 22P206 – amount \$1,243,483 (6.5%) DBE Commitment 18.78%
4. Of the 29 Prime Contracts: 12 Contracts had DBE Subcontracting Opportunity - \$8,614,266 and 17 Contracts had No Opportunity for Subcontracting \$10,529,150

Race-Conscious versus Race-Neutral Contracts:



Breakdown of Ethnicity and Gender for Awarded DBE Contracts

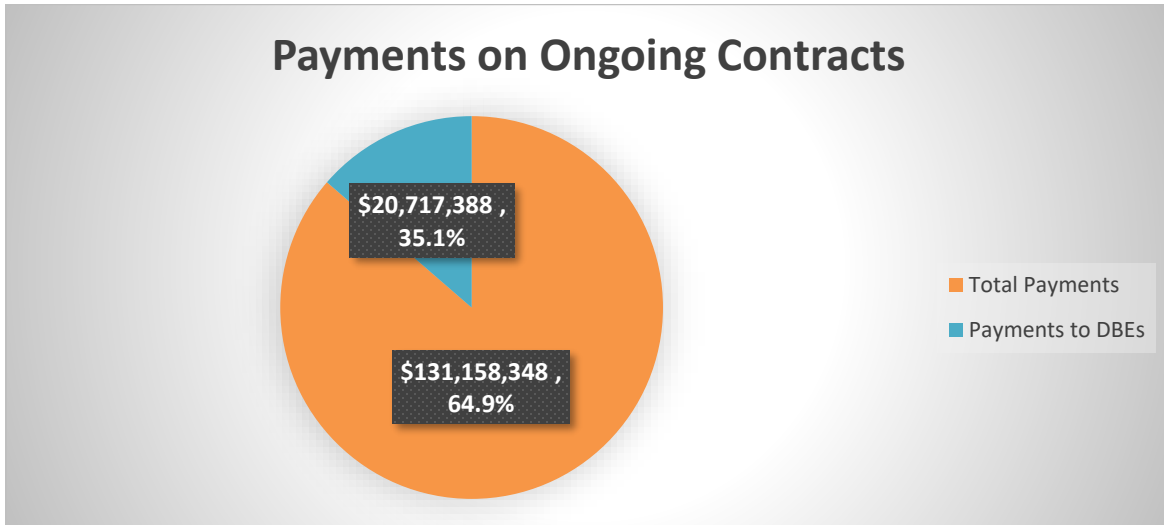
Ethnicity	Women	Men	Total	Women	Men	Total
Black American	\$0.00	\$49,840.00	\$49,840.00	0	1	1
Hispanic American	\$0.00	\$0.00	\$0.00	0	0	0
Native American	\$0.00	\$7,360.00	\$7,360.00	0	1	1
Asian-Pacific American	\$0.00	\$36,010.00	\$36,010.00	0	2	2
Subcontinent Asian Americans	\$0.00	\$0.00	\$0.00	0	0	0
Non-Minority	\$1,152,389.00	\$0.00	\$1,152,389.00	13	0	13
TOTAL	\$1,152,389.00	\$93,210.00	\$1,245,599.00	13	4	17



DBE's were awarded 14 (48.2%) of the overall 32 subcontracts

Summary Payments on Ongoing Contracts

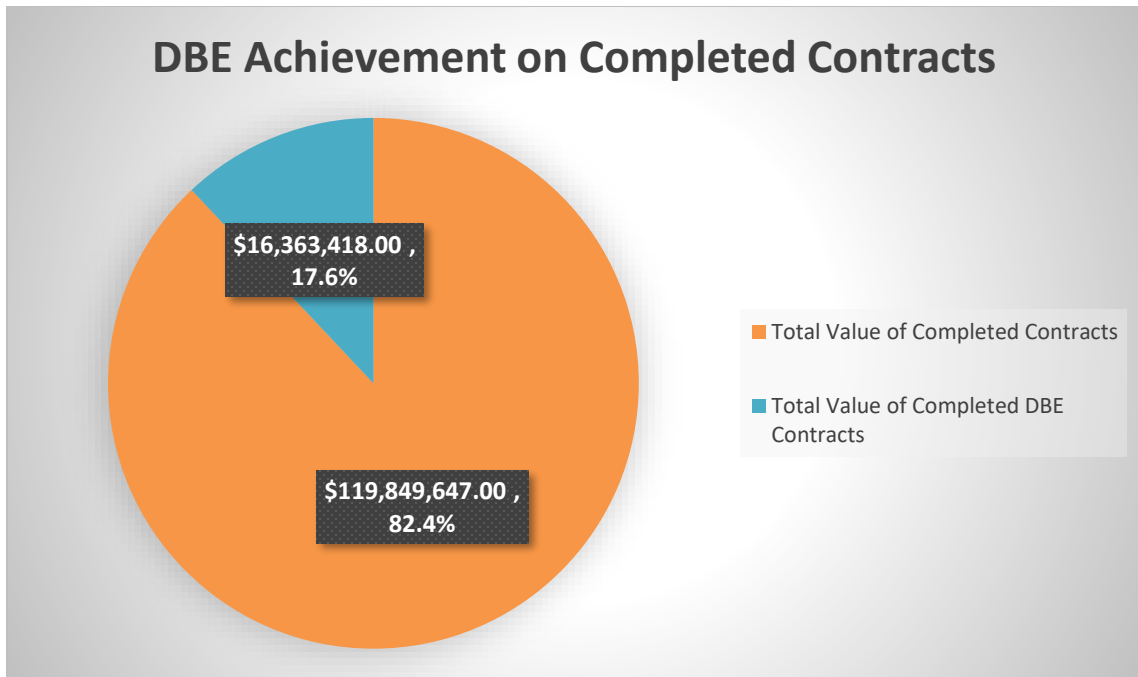
- Total Ongoing Prime Contracts and Subcontracts: **281**
- Total Dollar Value: **\$131,158,348**
- Total Number of Contracts with DBE Subs: **174**
- Total Payments to DBE Firms: **\$20,717,388**
- Number of DBE Firms Paid: **102**
- Percent of Payments to DBEs: **15.8%**



Summary Payments on Completed Contracts

- Total Prime Contracts (Race Conscious) Completed: **8**
- Total Value of Completed Contracts (Race Conscious): **\$112,268,456**
- DBE Participation Needed to Meet (Race Conscious) Goal: **\$12,349,530**
- Total DBE Achievement Value (Race Conscious): **\$12,349,530 (11%)**
- Total Prime Contracts Completed (Race Neutral): **29**
- Total Value of Completed Contracts (Race Neutral) **\$7,581,191**
- Total DBE Achievement Value (Race Neutral): **\$4,286,888 (56.5%)**
- Overall, a Total of **37** Contracts at the Value of **\$119,849,647** was Paid on Completed this Period. Total Payment Value to DBE Subcontractors was **\$16,636,418**, Achieving **13.9%** DBE Participation.

DBE Achievement on Completed Contracts



For questions about this report, please contact Trina Bolton 612-790-0329
Trina.Bolton@metc.state.mn.us