



# MCUB Program Analysis

2021 & 2022



Management Committee September 13, 2023 Ashanti Payne, Asst. Dir OEE0



# Contents

## 1st part – MCUB directory breakdown

- # of active MCUBs certified in MCUB directory by type of certification
- Total active MCUB's in MCUB directory by ethnicity and Gender

## 2nd part - MCUB Participation on Local Funded Projects (2021 and 2022)

- Awarded contracts and subcontracts to MCUB firms (Commitments)
- Breakdown of Ethnicity and Gender of MCUB firms awarded contracts
- Total contracts and \$ committed to MCUB firms
- Total contracts and \$ committed to MCUB firms by Ethnicity and Gender
- Type of work committed to MCUBs
- Top 10 – most contracts awarded/committed to MCUBs
- Top 10 most \$ awarded/committed to MCUBs

## Questions

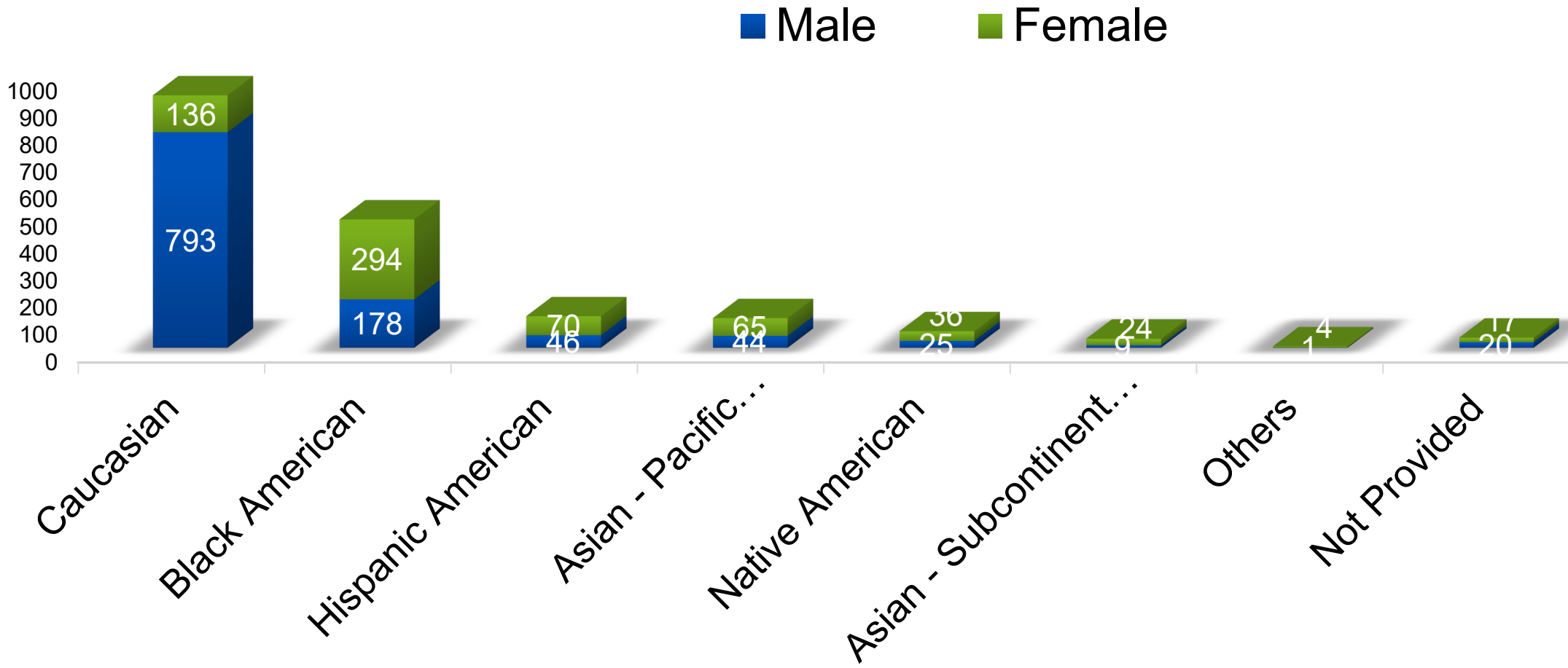
## Total # of MCUBs by Certification and Gender

Certification	Female	Male	Grand Total
CERT	230	70	300
DBE	114	96	210
MNVET	1	55	56
TG	298	123	421
Multiple	473	302	775
<b>Grand Total</b>	<b>1116</b>	<b>646</b>	<b>1762</b>

# Total # of MCUBs by Certification and Gender

Certification	Female	Male	Grand Total
CERT	230	70	300
DBE	114	96	210
MNVET	1	55	56
TG	298	123	421
Multiple	473	302	775
<b>Grand Total</b>	<b>1116</b>	<b>646</b>	<b>1762</b>

# Total active MCUB's in MCUB directory by ethnicity and Gender



# Key Points on MCUB Directory

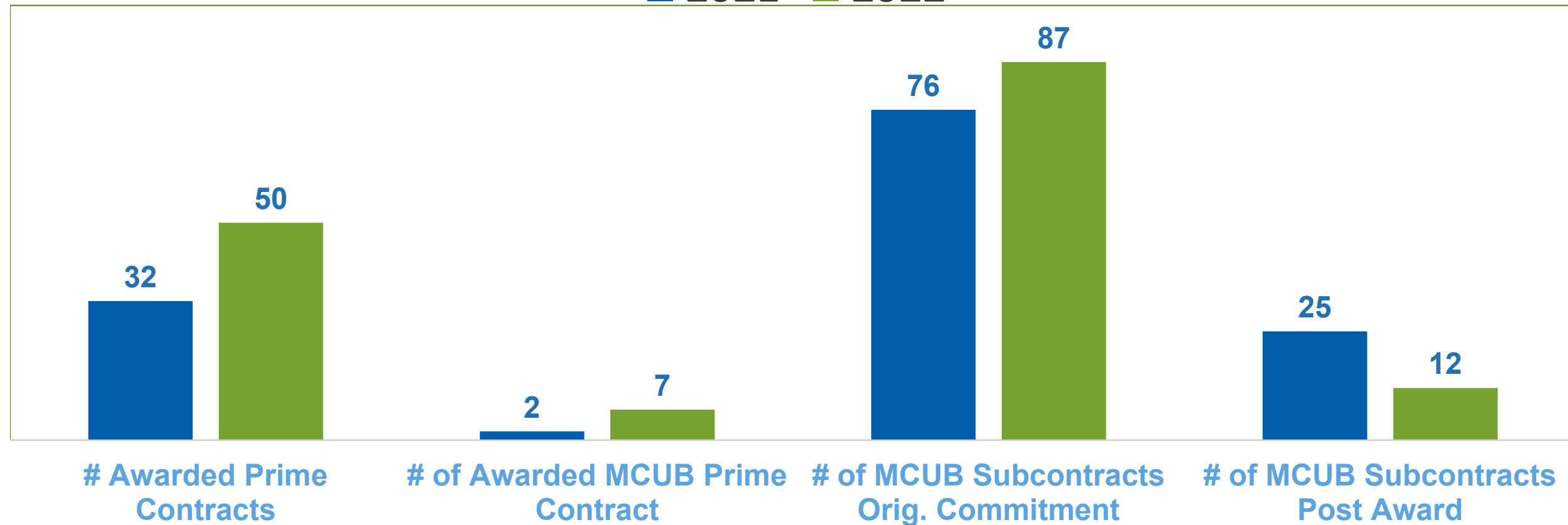
- Source: MCUB Directory  
<https://mcub.metc.state.mn.us/>
- Date: 06/30/2023
- Total # MCUB firms:1762

# 2021 & 2022 MCUB Participation on Local Funded Projects



# Awarded Contracts & Subcontracts

■ 2021 ■ 2022

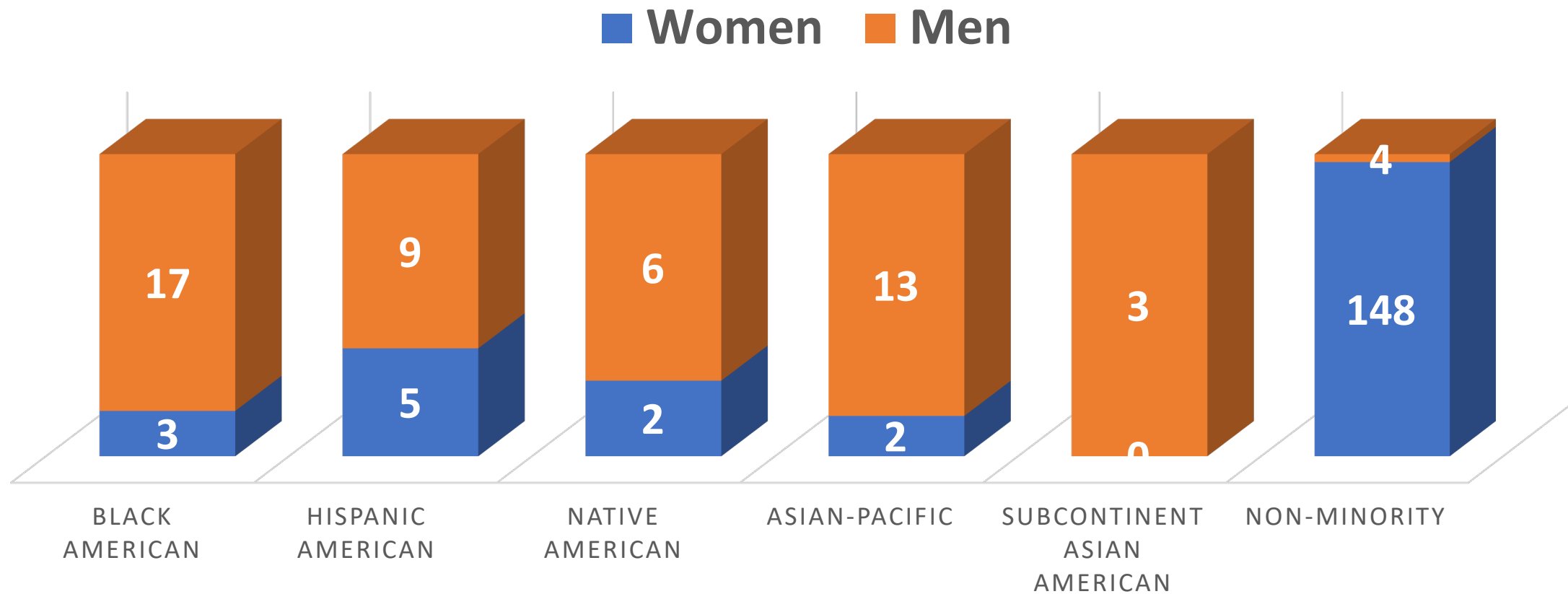




# Awarded Contracts by Dollar Value

	\$ of Prime Contracts with MCUB Goal	\$ of Orig MCUB Commitment	\$ of Post Award MCUB Commitment	Total Commitment \$ to Date	MCUB Goal Achieved
<b>2021</b>	\$95,116,019.64	\$8,224,654.04	\$1,113,204.11	\$9,337,858.15	<b>9.8%</b>
<b>2022</b>	\$98,716,551.20	\$14,655,987.79	\$629,494.18	\$15,285,481.97	<b>15.5%</b>
<b>Total</b>	<b>\$193,832,570.84</b>	<b>\$22,880,641.83</b>	<b>\$1,742,698.29</b>	<b>24,623,340.12</b>	<b>12.7%</b>

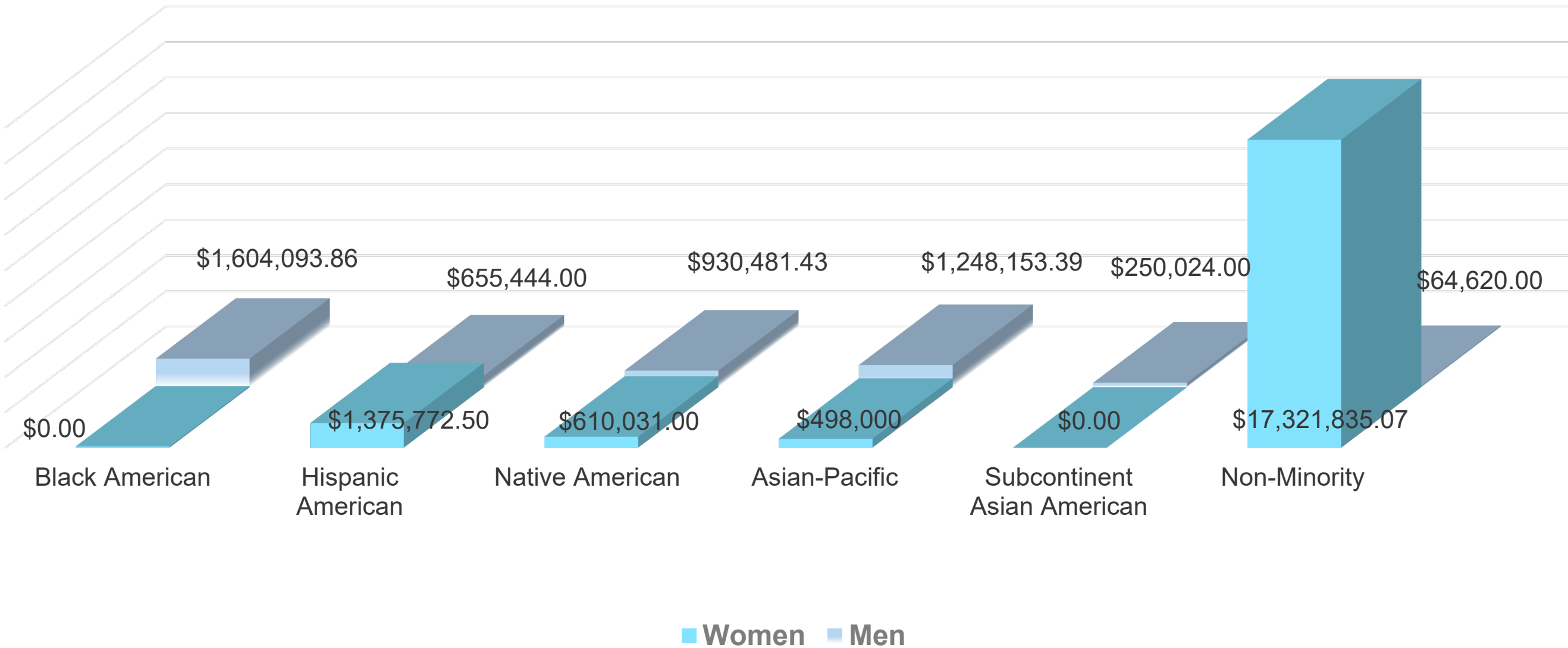
# Breakdown of Ethnicity and Gender for Awarded MCUB Contracts to MCUB(Primes and MCUB Subcontractors)



# Distribution of Awards (in Dollars) to MCUBs by Ethnicity



# Distribution of Awards (in Dollars) to MCUBs by Gender



# Top Ten Work Scope Commitments (2021 – 2022)

Work Type	\$ Amount	# of Contracts
General Installation Services	\$11,028,217.81	51
Electrical Work	\$4,995,954.35	15
Site Prep/Cleanup/Removal & Other Support	\$3,352,366.57	51
Trucking/Transportation/Demolition	\$1,550,867.41	15
Public Engagement/Outreach	\$1,084,135.00	11
Erosion Control	\$985,843.75	9
Material Supplier	\$731,652.95	21
General Engineering Services	\$388,560.20	14
Traffic Control	\$374,042.08	18
Photo/Video/Software Development	\$131,700.00	7

# Top Ten MCUB Firms by # of Contracts Committed (2021 – 2022)

DBE Name	# of Contracts	% of total MCUB contracts	Total \$ Awarded	% of Total MCUB Awards	Gender	Ethnicity
Safety Signs	12	5.66%	\$293,769.58	5.03%	Female	Non-Minority
Husky Construction	12	5.66%	\$1,238,450.75	1.19%	Female	Non-Minority
Airfresh Industries	9	4.25%	\$104,763.48	0.43%	Female	Non-Minority
Boys Contracting	7	3.3%	\$216,057.20	0.88%	Female	Non-Minority
All State Traffic Control	5	2.36%	\$74,000.00	0.3%	Female	Non-Minority
Gunnar Electric	5	2.36%	\$2,338,316.00	9.5%	Female	Non-Minority
Dell-Comm Inc	5	2.36%	\$942,780.00	3.83%	Female	Non-Minority
MBE, Inc.	4	1.89%	\$660,267.64	2.68%	Male	Asian-Pacific
Restoration & Construction Services LLC	4	1.89%	\$341,598.50	1.39%	Male	Asian-Pacific
Utility Sales and Supply Inc	4	1.89%	\$36,509.30	0.15%	Female	Non-Minority

# Top Ten MCUB Firms by \$ Value (2021 – 2022)

DBE Name	Total \$ Awarded	# of Contracts	Gender	Ethnicity
Go Fetsch Mechanical	\$4,286,011.00	2	Female	Non-Minority
Gunnar Electric	\$2,338,316.00	5	Female	Non-Minority
Artic Glass	\$1,498,140.00	1	Female	Non-Minority
Camacho Contractors	\$1,334,000.00	1	Female	Hispanic American
Husky Construction	\$1,238,450.75	12	Female	Non-Minority
USAFrik	\$1,047,612.98	2	Male	Black American
Crocus Hill Electric	\$1,045,521.35	2	Female	Non-Minority
DELL-COMM INC	\$942,780.00	5	Female	Non-Minority
MBE, Inc.	\$660,267.64	4	Male	Asian-Pacific American
Absolute Commercial Flooring Inc	\$610,031.00	2	Female	Native American



Contact:

Find out more at [metro council.org](http://metro council.org).

Ashanti Payne, Assistant Director  
Office of Equity & Equal Opportunity  
[Ashanti.payne@metc.state.mn.us](mailto:Ashanti.payne@metc.state.mn.us)  
612-349-7660

