

## October 1, 2023 – March 31, 2024, FTA Report Summary

The Metropolitan Council's annual DBE goal is set for fiscal years 2024-2026. This is commonly called the Triennial DBE Goal. The current triennial goal is 13.4% overall, with an 11% Race -Conscious goal and 2.4% Race-Neutral. DBE Participation is based on awarded contracts and reviewed on a semi-annual basis by the Federal Transit Administration (FTA) to ensure the agency is on track to meet the established triennial goal. OEEO compiles and submits these reports to FTA on June 1<sup>st</sup> and December 1<sup>st</sup> of each calendar year.

The Metropolitan Council achieved 9.6% awarded DBE participation for this reporting period. The information compiled during reporting period October 1, 2023 – March 31, 2024 includes the following: **(Note that all calculations are applied 80% - dollar values per FTA DBE regulation)**

- Contracts Awarded and Committed During This Report Period
- Breakdown of Ethnicity and Gender for Awarded DBE Contracts
- Payment on Ongoing Contracts
- Payments on Completed Contracts

### Summary

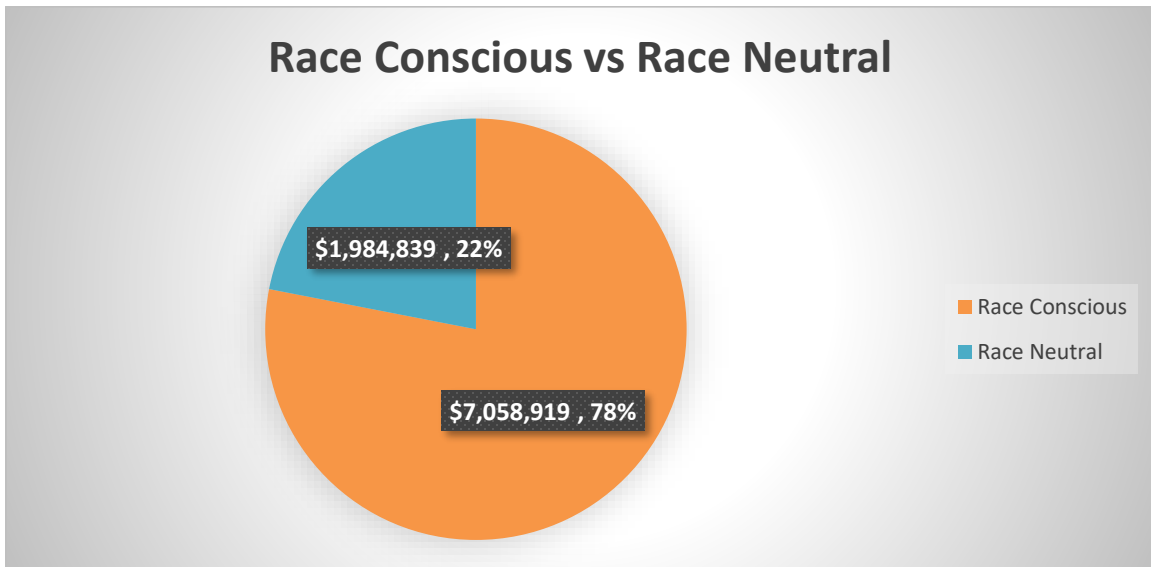
#### Awarded Contracts During This Report Period

|  |   |
|--|---|
| Total Value of Prime Contracts: <b>\$94,158,260</b>        | Number of Awarded Prime Contracts: <b>23</b>    |
| Total Value of DBE Prime Contracts: <b>\$1,984,839</b>     | Number of Awarded DBE Prime Contracts: <b>2</b> |
| Total Value of Subcontracts: <b>\$35,621,224</b>           | Number of Awarded Subcontracts: <b>106</b>      |
| Total Value of DBE Subcontracts: <b>\$7,058,919</b>        | Number of DBE Subcontracts: <b>47</b>           |
| Total Awarded DBE Participation: <b>\$9,043,758 (9.6%)</b> | Total Number of DBE Contracts: <b>49</b>        |

Major contracts awarded that largely contributed to the total award above:

1. **Fare Collection System Upgrade** – Contract 24P004 - amount \$26,656,806 (28.31%) – Sole Source- Since it is not publicly solicited no goal was set. DBE Commitment 0%. Upgrade technology and devices including ticket vending machines (TVMs), rail smart card validators (RSVs), Point of Sale systems, as well as handheld inspection devices, new technology smart cards, and spare parts to support the system. The system allows for the latest technology to allow transit customers improved seamless payment options.
2. **Metro B Line Construction West** – Contract 23P079 – amount \$26,229,782 (27.86%) – DBE Commitment 15.4%.
3. **Blue Line Enhancements Phase IIB (Rail)** – Contract 23P039 – amount \$14,912,000 (15.84%) – DBE Commitment 7.3%

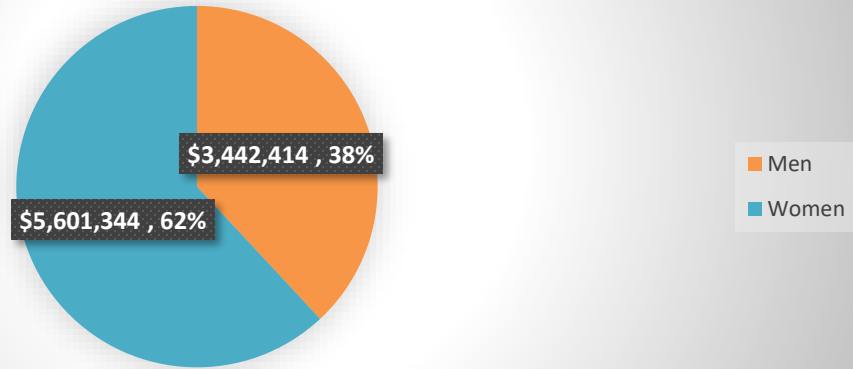
**Race-Conscious versus Race-Neutral Contracts:**



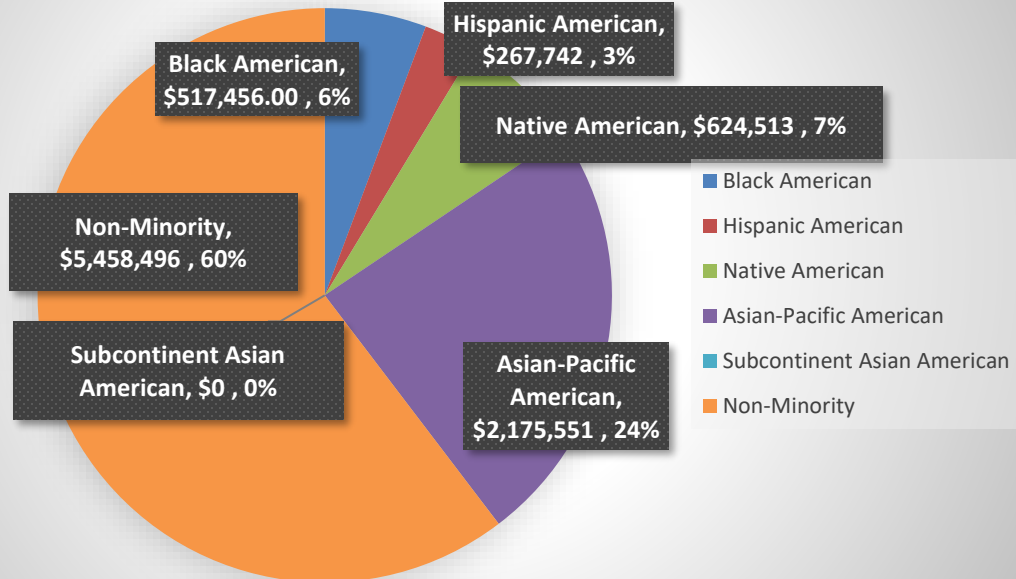
**Breakdown of Ethnicity and Gender for Awarded DBE Contracts**

| Ethnicity                    | Women              | Men                | Total              | Women     | Men       | Total     |
|------------------------------|--------------------|--------------------|--------------------|-----------|-----------|-----------|
| Black American               | \$24,762           | \$492,694          | \$517,456          | 1         | 7         | 8         |
| Hispanic American            | \$10,728           | \$257,014          | \$267,742          | 1         | 5         | 6         |
| Native American              | \$                 | \$624,513          | \$624,513          | 0         | 3         | 3         |
| Asian-Pacific American       | \$107,358          | \$2,068,193        | \$2,175,551        | 1         | 4         | 5         |
| Subcontinent Asian Americans | \$                 | \$                 | \$                 | 0         | 0         | 0         |
| Non-Minority                 | \$5,458,496        | \$                 | \$5,458,496        | 27        | 0         | 27        |
| <b>TOTAL</b>                 | <b>\$5,601,344</b> | <b>\$3,442,414</b> | <b>\$9,043,758</b> | <b>30</b> | <b>19</b> | <b>49</b> |

## Awards by Gender



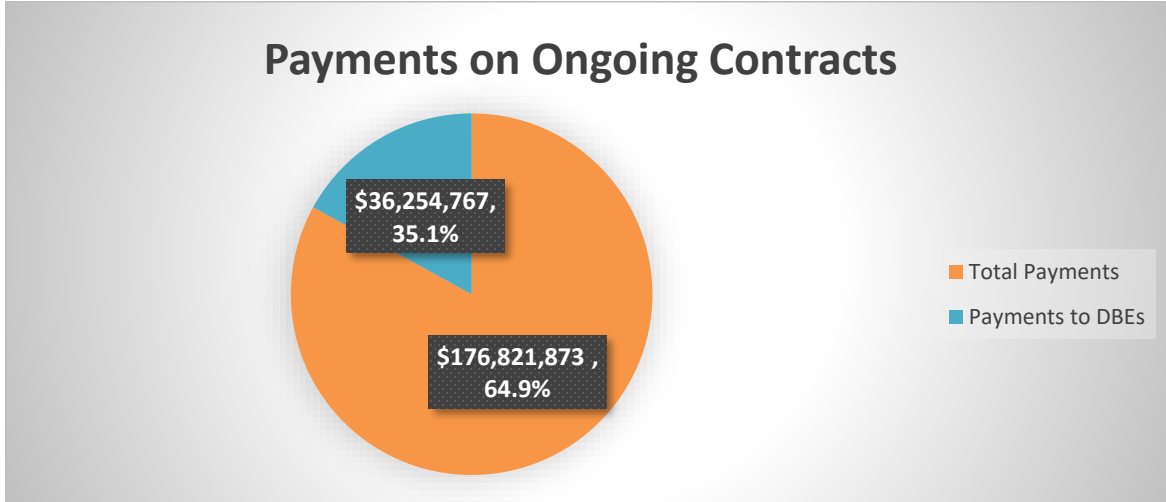
## Award Amounts by Ethnicity



DBE's were awarded **47 (44.34%)** of the overall 106 subcontracts

### Summary Payments on Ongoing Contracts

- Total Ongoing Prime Contracts and Subcontracts: **303**
- Total Dollar Value: **\$176,821,873**
- Total Number of Contracts with DBE Subs: **185**
- Total Payments to DBE Firms: **\$36,254,767**
- Number of DBE Firms Paid: **101**
- Percent of Payments to DBEs: **20.5%**



### Summary Payments on Completed Contracts

- Total Prime Contracts (Race Conscious) Completed: **15**
- Total Value of Completed Contracts (Race Conscious): **\$5,104,333**
- DBE Participation Needed to Meet (Race Conscious) Goal: **\$561,477**
- Total DBE Achievement Value (Race Conscious): **\$561,477 (11%)**
- Total Prime Contracts Completed (Race Neutral): **37**
- Total Value of Completed Contracts (Race Neutral) **\$10,295,782**
- Total DBE Achievement Value (Race Neutral): **\$894,049 (8.7%)**
- Overall, a Total of **52** Contracts at the Value of **\$15,400,115** was Paid on Completed this Period. Total Payment Value to DBE Subcontractors was **\$1,455,526** Achieving **9.5%** DBE Participation.



For questions about this report, please contact Trina Bolton 612-349-7567  
[Trina.Bolton@metc.state.mn.us](mailto:Trina.Bolton@metc.state.mn.us)