



# Financial Report 2nd Quarter 2024

Management Committee August 14, 2024



# Operating Reserves

	2024 Year-End Projected Reserve	Minimum Target	Target Percentage
General Fund	\$24,246	\$11,923	10%
Environmental Services	43,821	17,105	10%
HRA	17,021	8,985	8.3%
<b><u>Metro Transit</u></b>			8.3-12.5%
Bus	224,962	39,399	
Light Rail	14,950	9,552	
Commuter Rail	11,490	1,557	
<b><u>MTS</u></b>			
Transportation Planning	11,659	3,533	30%
Metro Mobility	9,670	5,881	5%
Contracted Services	8,548	3,796	10%

\$ in thousands

# General Fund Operating

	2024 YTD Results	% of Budget	Projected Year-End	2024 Budget
Revenues	\$1,460	7%	\$20,586	\$19,759
Expenses	47,871	40%	119,234	119,234
Transfers	19,414	20%	95,629	95,629
Change			(3,019)	(3,846)
Beginning Balance			35,116	
Assigned/Committed			(7,851)	
Ending Reserve Balance			\$24,246	
Target Balance			\$11,923	
\$ in thousands				

# General Fund Operating

Assigned/Committed Balances	
Risk: Self Insurance (Errors and Omissions)	\$2,500
Compensated Absences	4,698
Regional Water Supply	653
	<b>\$7,851</b>

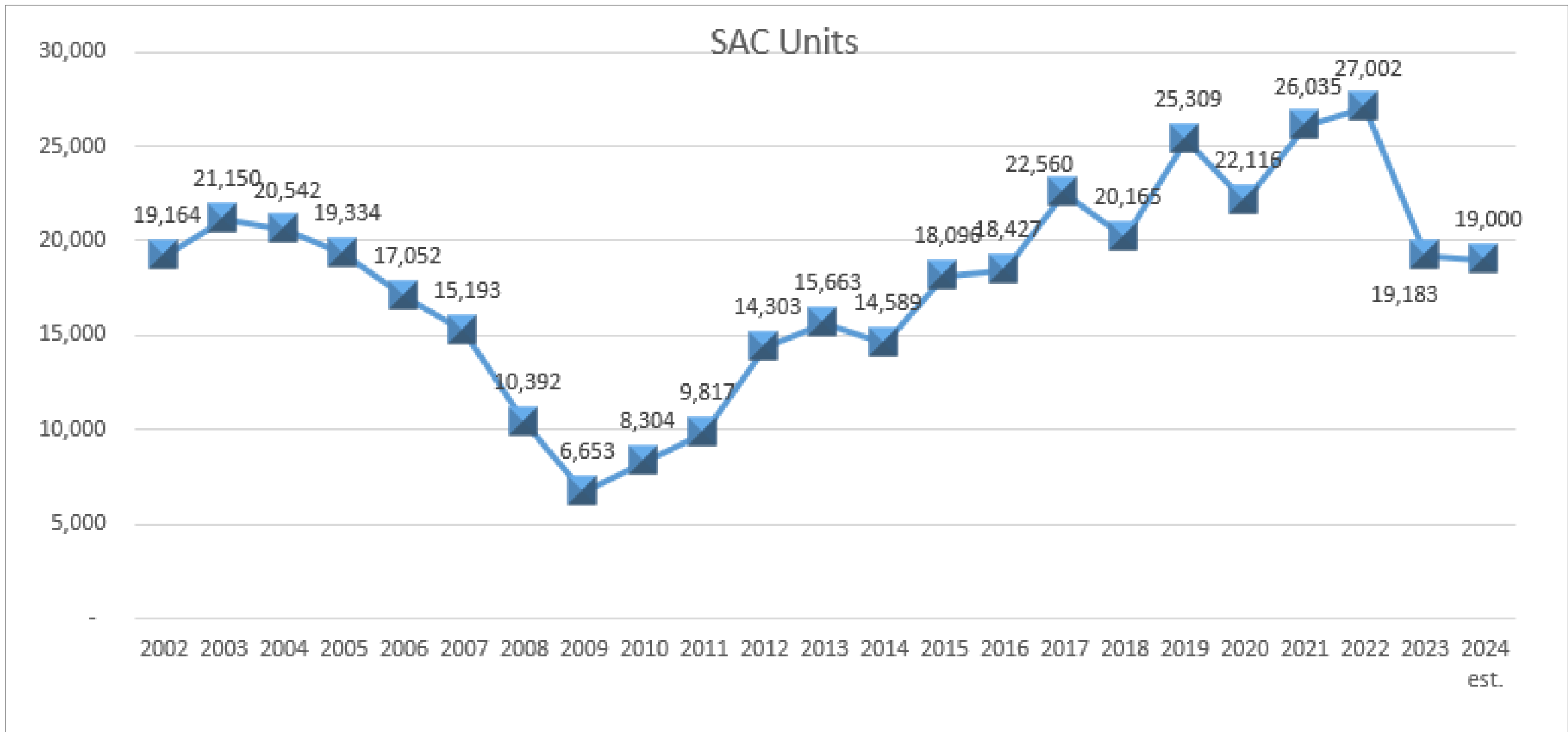
\$ in thousands

# Environmental Services Operating

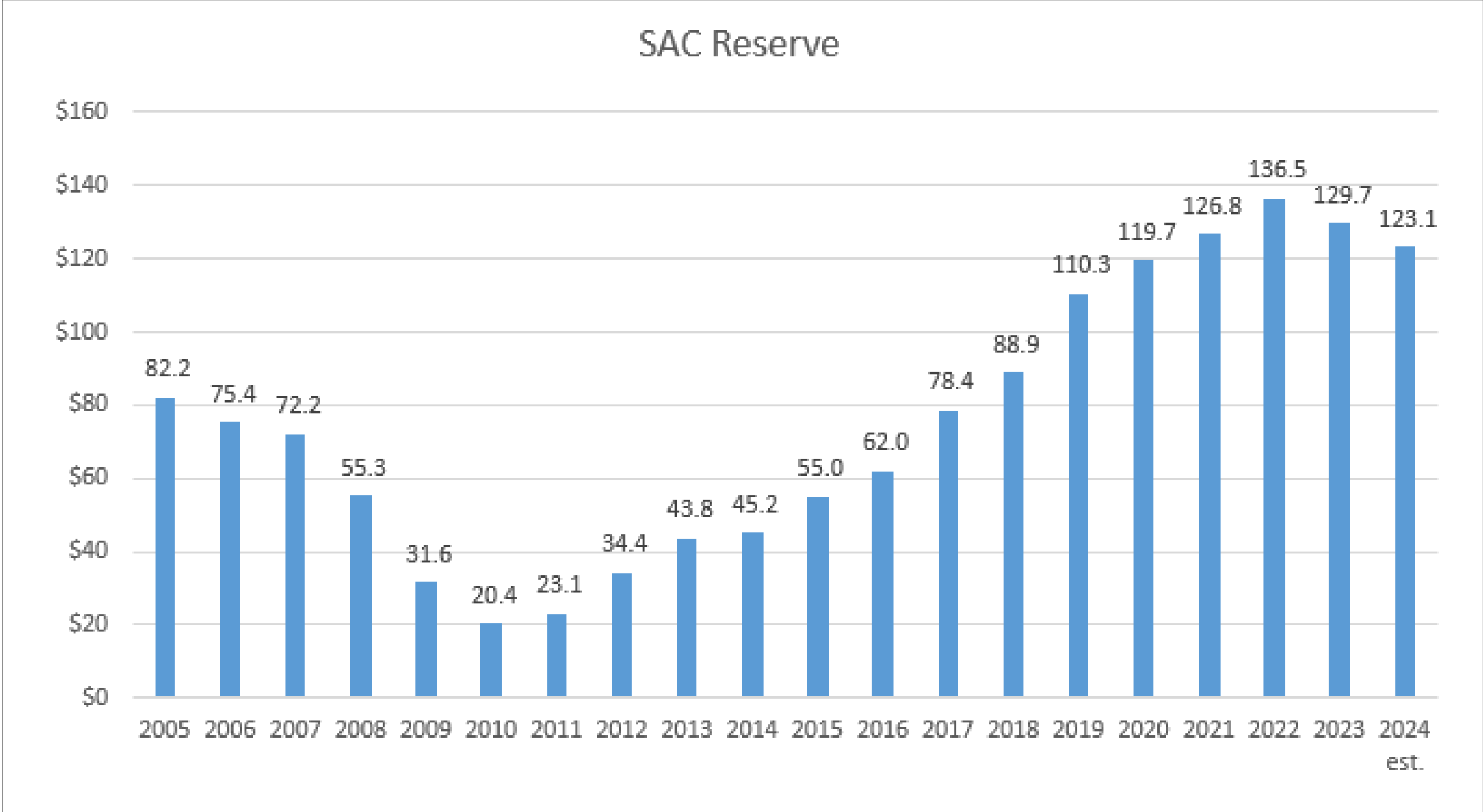
	2024 YTD Results	% of Budget	Projected Year-End	2024 Budget
Revenues	\$149,140	49%	\$305,020	\$302,570
Expenses	69,344	41%	175,048	171,048
Transfers	(65,126)	49%	(131,780)	(131,880)
Change			(1,808)	
Beginning Balance			45,629	
Ending Reserve Balance			\$43,821	
Target Balance			\$17,105	

\$ in thousands

# Sewer Access Charges (SAC) - Units



# Sewer Access Charges (SAC) – Reserve Balance



# Housing and Redevelopment Authority

	2024 YTD Results	% of Budget	Projected Year-End	2024 Budget
Revenues	\$51,260	49%	\$106,313	\$105,563
Expenses	50,764	48%	104,109	104,689
Transfers	(584)	16%	(3,561)	(3,561)
Change			(1,357)	
Beginning Balance			18,378	
Ending Reserve Balance			\$17,021	
Target Balance			\$8,985	

\$ in thousands

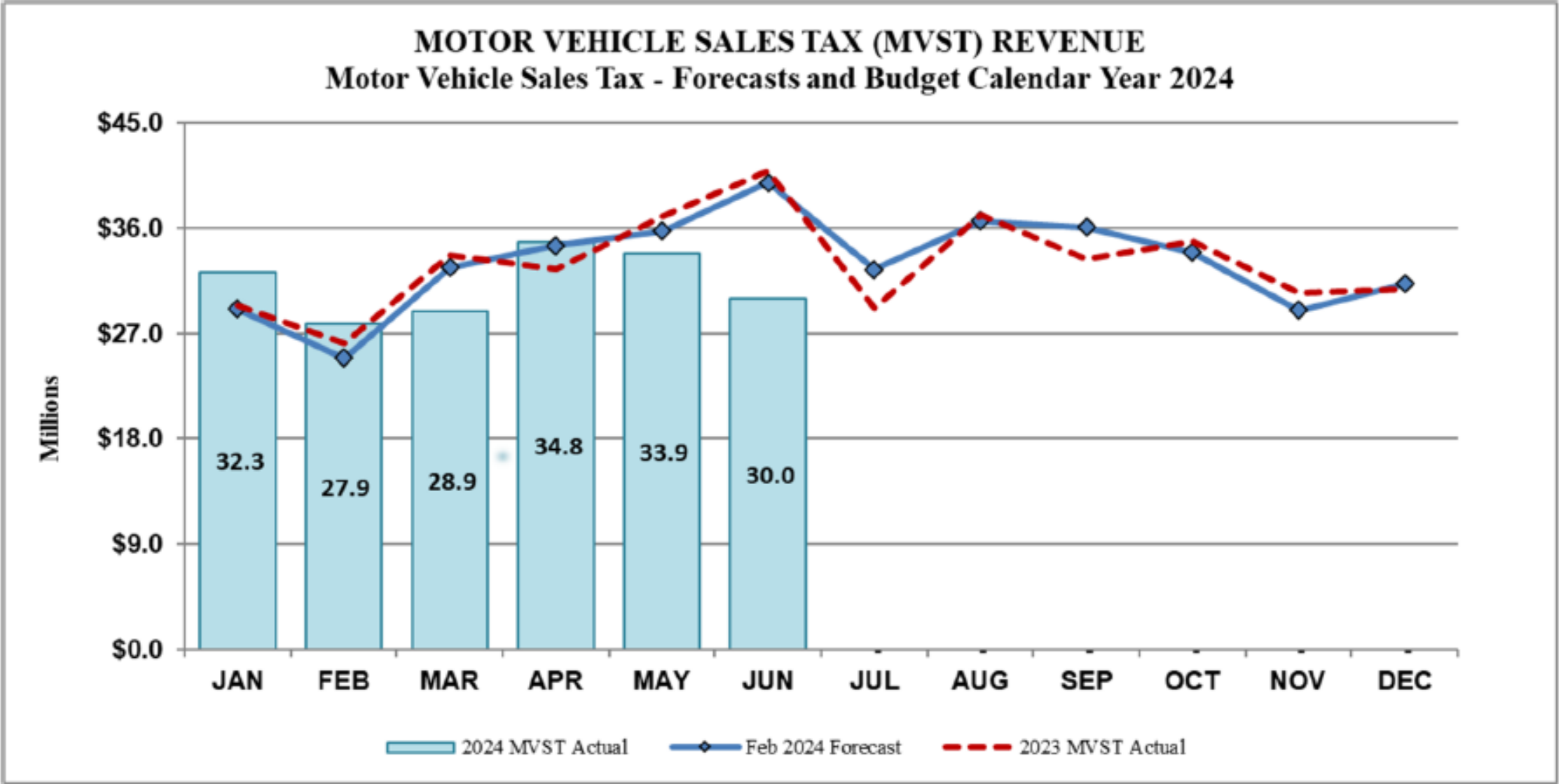


# MTS – Metro Mobility

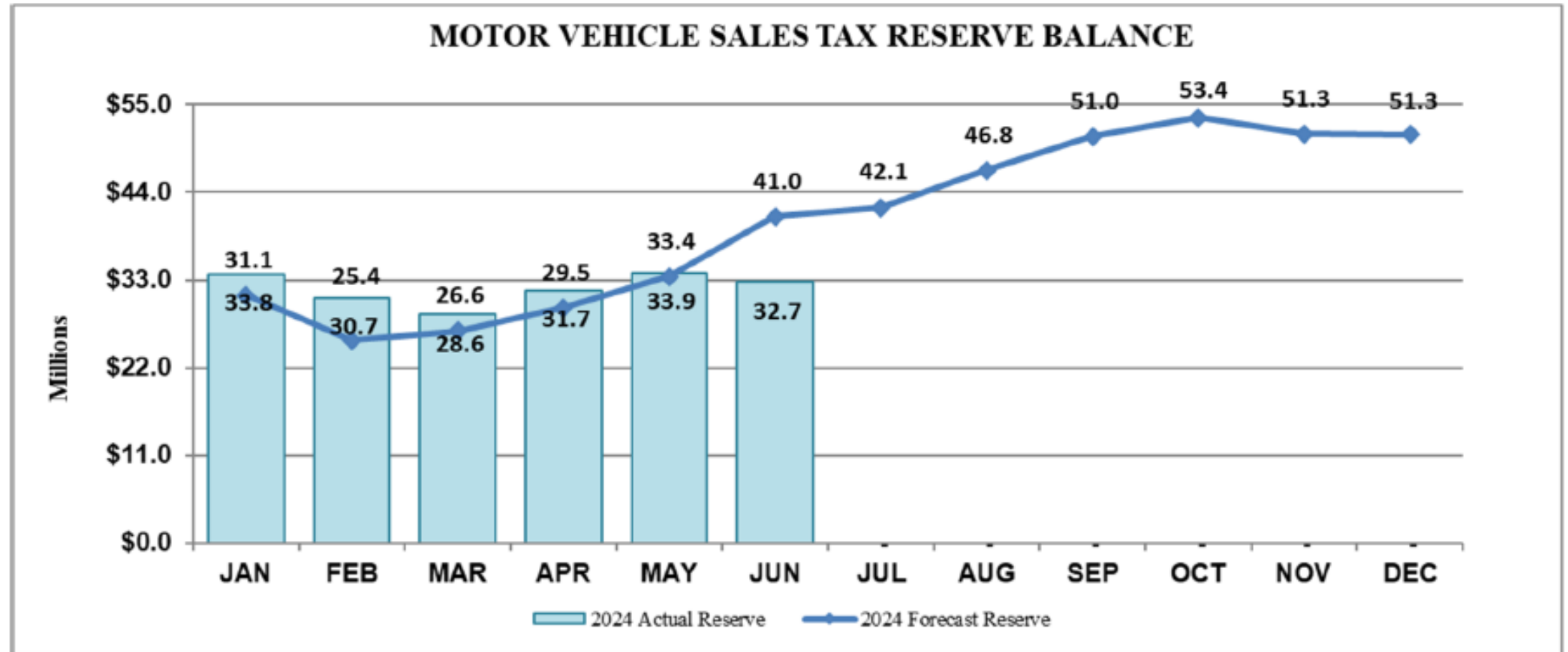
	2024 YTD Results	% of Budget	Projected Year-End	2024 Budget
Revenues	\$63,869	63%	\$100,111	\$100,678
Expenses	52,566	46%	117,962	114,587
Transfers	(1,275)	42%	(3,039)	(3,039)
Change			(20,890)	
Beginning Balance			30,560	
Ending Reserve Balance			\$9,670	
Target Balance			\$5,881	

\$ in thousands

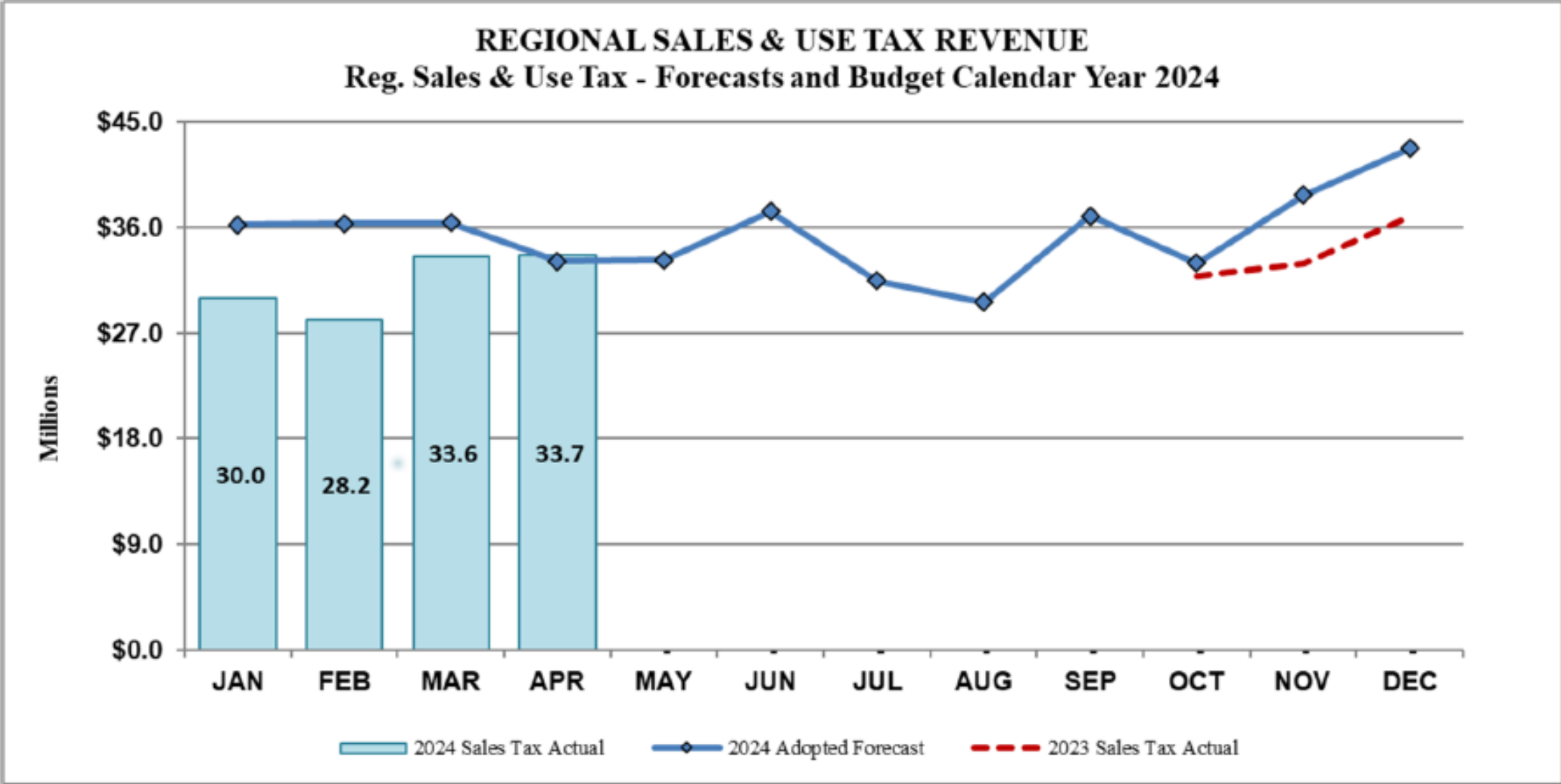
# Motor Vehicle Sales Tax Revenues



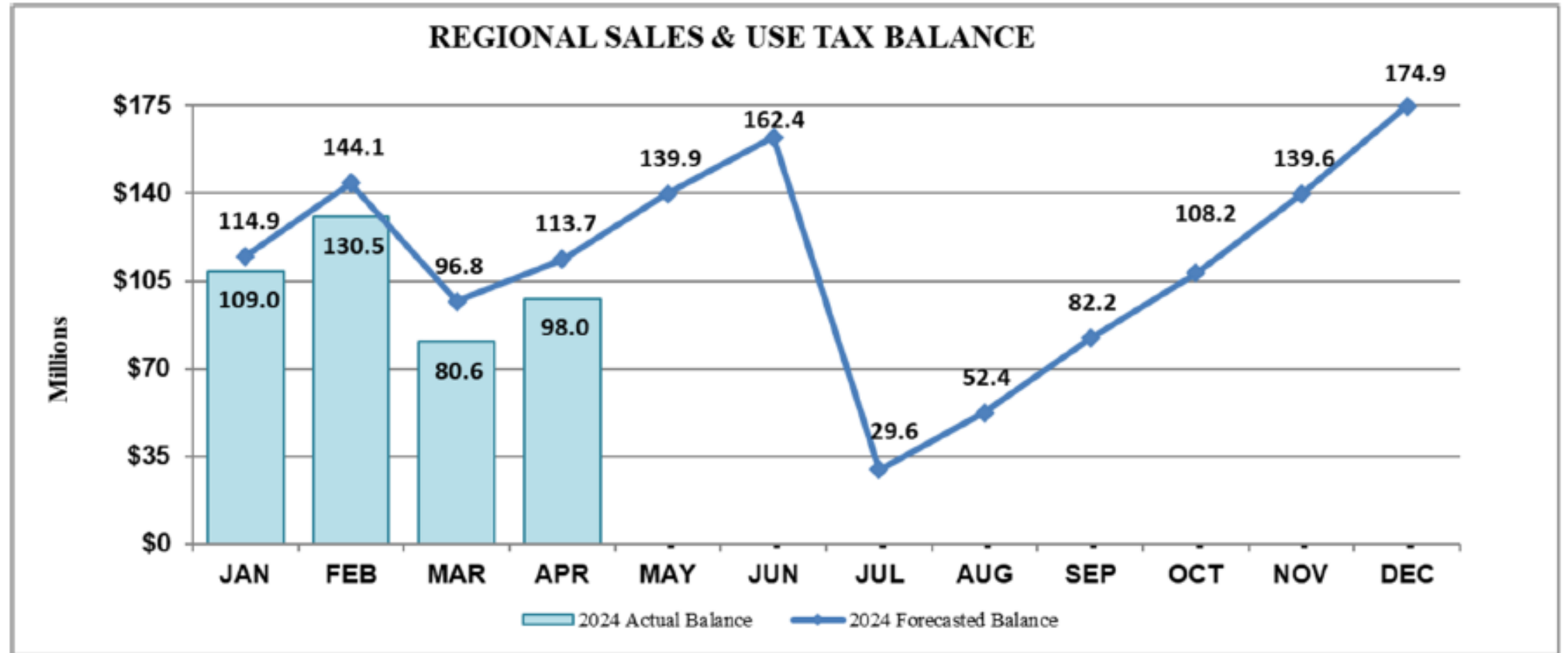
# Motor Vehicle Sales Tax Reserve Balance



# Regional Sales and Use Tax Revenue



# Regional Sales and Use Tax Reserve Balance



# Metro Transit Bus Operations

	2024 YTD Results	% of Budget	Projected Year-End	2024 Budget
Revenues	\$174,454	47%	\$381,285	\$374,064
Expenses	169,575	39%	374,948	434,246
Transfers	(17,027)	42%	(42,780)	(40,440)
Change			(36,443)	
Beginning Balance			261,405	
Ending Reserve Balance			\$224,962	
Target Balance			\$39,399	

\$ in thousands

# Metro Transit Light Rail Operations

	2024 YTD Results	% of Budget	Projected Year-End	2024 Budget
Revenues	\$36,814	36%	\$102,022	\$103,186
Expenses	38,698	43%	85,313	90,020
Transfers	(11,119)	44%	(23,986)	(25,069)
Change			(7,277)	
Beginning Balance			22,227	
Ending Reserve Balance			\$14,950	
Target Balance			\$9,552	

\$ in thousands

# Metro Transit Commuter Rail Operations

	2024 YTD Results	% of Budget	Projected Year-End	2024 Budget
Revenues	\$4,967	32%	\$15,784	\$15,655
Expenses	6,212	39%	14,094	16,106
Transfers	(600)	23%	(1,277)	(2,651)
Change			413	
Beginning Balance			11,077	
Ending Reserve Balance			\$11,490	
Target Balance			\$1,557	

\$ in thousands



*Thank you!*

Ned Smith – Chief Financial Officer

[Ned.smith@metc.state.mn.us](mailto:Ned.smith@metc.state.mn.us)