



2024 Second Quarter: Procurement Summary



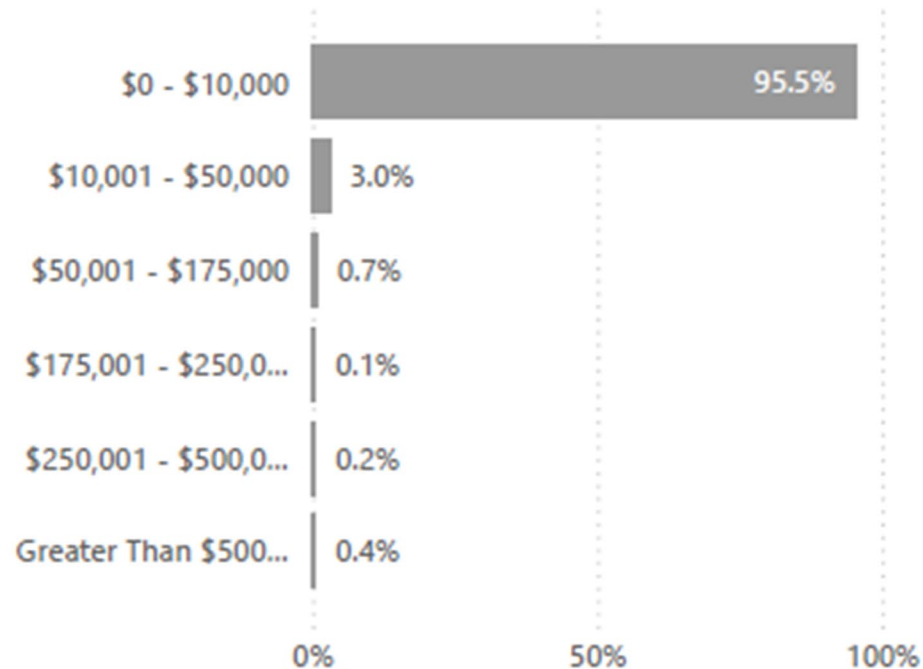
August 2024

Metropolitan Council

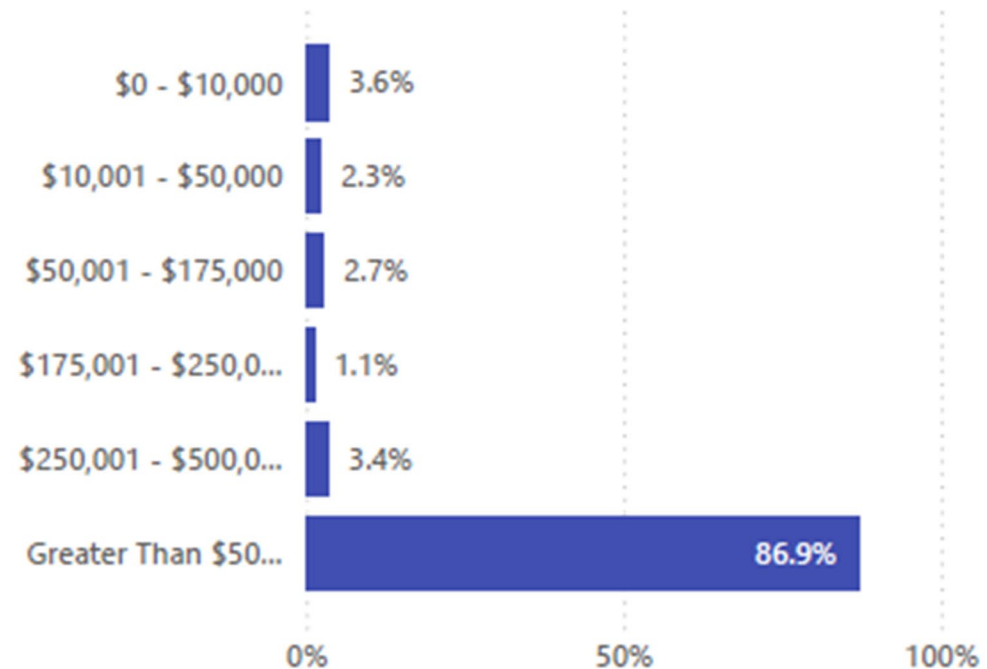
Procurement Summary Information: Quarter 2, 2024

Dollar Range	All Procurements	Total Value	Percent Value	YTD Procurements	YTD Total Value All
\$0 - \$10,000	8,580	\$8,472,460	3.6%	17,714	\$17,112,341
\$10,001 - \$50,000	269	\$5,346,514	2.3%	507	\$10,189,026
\$50,001 - \$175,000	66	\$6,314,243	2.7%	112	\$10,842,045
\$175,001 - \$250,000	12	\$2,695,193	1.1%	19	\$4,221,580
\$250,001 - \$500,000	21	\$8,122,374	3.4%	43	\$16,833,324
Greater Than \$500,000	36	\$204,992,968	86.9%	75	\$584,444,466
Total	8,984	\$235,943,752	100.0%	18,470	\$643,642,781

% of Procurements by Dollar Range



% of Total Value by Dollar Range



Formal Invitation for Bid: \$175,001 – \$250,000

Details of Procurement Values Between \$175,001 - \$250,000

Quarter 2, 2024

Formal Invitation for Bid

Division	Contractor Name	Title	City	State	Contract Number	Total Value	MCUB/DBE Goal	MCUB/DBE Committed
ES	GRAYBAR	Seneca medium voltage feeder breaker replacement	Chicago	IL	24P022	\$220,680	0.0%	0.0%
ES	BAY WEST LLC	Caustic Tank Repairs	St Paul	MN	24P066	\$236,930	0.0%	0.0%
MT	GILLIG LLC	2024 Air Dryer Campaign - Txbase Req 543143	Los Angeles	CA	24P023	\$243,368	0.0%	0.0%

Request for Proposals: \$175,001 – \$250,000

Details of Procurement Values Between \$175,001 - \$250,000

Quarter 2, 2024

Request for Proposals

Division	Contractor Name	Title	City	State	Contract Number	Total Value	MCUB/DBE Goal	MCUB/DBE Committed
MT	ALLIANT ENGINEERING INC	METRO G Line: Traffic Analysis and Concept Development	Minneapolis	MN	23P218	\$211,440	10.0%	17.8%

Other Processes: \$175,001 – \$250,000

Details of Procurement Values Between \$175,001 - \$250,000

Quarter 2, 2024

Other Processes

Division	Solicitation Method	Contractor Name	Title	City	State	Contract Number	Total Value	MCUB/DBE Goal	MCUB/DBE Committed
RA	Sole source	SAP PUBLIC SERVICES	SAP Public Service - Enterprise Support Annual Cost	Chicago	IL	24P053	\$199,197	0.0%	0.0%
ES	Sole source	MAN ENERGY SOLUTIONS USA INC	Brown-Boveri Compressors	Brookshire	TX	24P081	\$200,000	0.0%	0.0%
RA	Sole source	KORN FERRY US	Korn Ferry Leadership Competency Architecture Software Database Agreement	Minneapolis	MN	24P140	\$213,823	0.0%	0.0%
RA	Cooperative Purchasing Agreements	INSIGHT PUBLIC SECTOR INC	CISCO SmartNet Annual Support Renewal	Dallas	TX	24P150	\$220,699	0.0%	0.0%
MT	Cooperative Purchasing Agreements	WHITE BEAR MITSUBISHI	Street Operations Vehicles Replacement and Outfitting	White Bear Lake	MN	24P070	\$221,643	0.0%	0.0%
MT	Sole source	BRASCO INTERNATIONAL INC	Spare Shelter Walls	Madison Heights	MI	24P145	\$229,575	0.0%	0.0%
MT	Cooperative Purchasing Agreements	FPI PAVING CONTRACTOR INC	Transfer Road Parking Lot Pavement Restoration	St. Paul	MN	24P118	\$247,838	0.0%	0.0%
RA	Exemption	TRAUNER CONSULTING SERVICES INC	Development of Best Value Procurement Documents and Design-Bid Build Construction Documents	Philadelphia	PA	24P184	\$250,000	0.0%	0.0%

Formal Invitation for Bid: \$250,001 - \$500,000

Details of Procurement Values Between \$250,001 - \$500,000

Quarter 2, 2024

Formal Invitation for Bid

Division	Contractor Name	Title	City	State	Contract Number	Total Value	MCUB/DBE Goal	MCUB/DBE Committed
MT	PARAGON RESTORATION II, INC	2024 BR R0646 Interchange, BR 27484A LRT over BNSF and BR 27706A LRT over 394 Cleaning and Improvements	Prior Lake	MN	24P035	\$262,300	11.0%	100.0%
MT	LOVDAL ELECTRONICS INC	2024 camera systems refurbishment	St Paul	MN	24P074	\$289,169	0.0%	100.0%
MT	VINCO INC	Signal Communication House HVAC Replacement	Forest Lake	MN	23P128	\$289,740	10.0%	11.0%
MT	NEW LOOK CONTRACTING INC	Hiawatha Asphalt Approaches 2024	Rogers	MN	24P064	\$335,000	14.0%	14.0%
MT	STONEPROS LLC DBA SNOW PROS	Snow Relocation	Hopkins	MN	23P185	\$389,500	10.0%	20.0%
MT	COOL AIR MECHANICAL INC	St Paul OMF Server Room HVAC Replacement	Ham Lake	MN	23P019	\$406,511	6.0%	6.1%
ES	PCIROADS LLC	7031-9003 Siphon Outlet Improvements Temporary Conveyance	St Michael	MN	24P034	\$433,948	10.0%	23.4%
RA	INTERSTATE PARKING COMPANY OF MN	Employee Parking for Robert St. and Jackson Employees	Minneapolis	MN	24P063	\$437,500	0.0%	0.0%

Request for Proposals: \$250,001 - \$500,000

Details of Procurement Values Between \$250,001 - \$500,000

Quarter 2, 2024

Request for Proposals

Division	Contractor Name	Title	City	State	Contract Number	Total Value	MCUB/DBE Goal	MCUB/DBE Committed
MT	COLLABORATIVE DESIGN GROUP INC	Design Services-Overhaul Base Facility Addition	Minneapolis	MN	23P183	\$414,763	16.0%	40.0%
MT	BOLTON & MENK INC	Master Contracts for Arch & Engineering Design Services	Mankato	MN	23P112J	\$500,000	15.0%	15.0%
MT	TOOLE DESIGN GROUP LLC	Master Contracts for Arch & Engineering Design Services	Silver Spring	MD	23P112L	\$500,000	15.0%	20.0%

Other Processes: \$250,001 - \$500,000

Details of Procurement Values Between \$250,001 - \$500,000

Quarter 2, 2024

Other Processes

Division	Solicitation Method	Contractor Name	Title	City	State	Contract Number	Total Value	MCUB/DBE Goal	MCUB/DBE Committed
RA	Cooperative Purchasing Agreements	SHI INTERNATIONAL CORP	Sierra Wireless Hardware Maintenance Annual Renewal for MT and MTS 2024	Dallas	TX	24P109	\$254,353	0.0%	0.0%
MTS	Cooperative Purchasing Agreements	CDW LLC	Regional Solicitation Online Application Submission and Scoring Software	Chicago	IL	24P108	\$319,709	0.0%	0.0%
RA	Cooperative Purchasing Agreements	SHI INTERNATIONAL CORP	Delinea Enterprise	Dallas	TX	24P177	\$346,580	0.0%	0.0%
ES	Cooperative Purchasing Agreements	FLEXIBLE PIPE TOOL CO	CCTV Van and Camera Equipment Replacement	Cold Spring	MN	24P227	\$350,989	0.0%	100.0%
ES	Sole source	BAKER-RULLMAN MANUFACTURING INC	Blue Lake Drum Purchase	Watertown	WI	24P105	\$383,529	0.0%	0.0%
MT	Sole source	KNORR BRAKE COMPANY	Procurement of proprietary parts from Knorr	Newark	NJ	24P166	\$400,000	0.0%	0.0%
RA	Cooperative Purchasing Agreements	INSIGHT PUBLIC SECTOR INC	LRT Core Network Switch Replacement	Dallas	TX	24P121	\$408,783	0.0%	0.0%
ES	Sole source	W W GOETSCH ASSOCIATES INC	Aurora, Layne Verti, Hydromatic, Fairbanks-Morse Brand Pumps	Edina	MN	24P115	\$450,000	0.0%	0.0%
MT	Sole source	SIEMENS MOBILITY INC	Procurement of proprietary parts for Siemens Light Rail Vehicles in 2024	Sacramento	CA	24P116	\$450,000	0.0%	0.0%
ES	Exemption	ST PAUL, CITY OF	Environmental Services Flood Mitigation and Preparation 2024	St Paul	MN	24P189	\$500,000	0.0%	0.0%

Formal Invitation for Bid: > \$500,000

Details of Procurement Values Between Greater Than \$500,000

Quarter 2, 2024

Formal Invitation for Bid

Division	Contractor Name	Title	City	State	Contract Number	Total Value	MCUB/DBE Goal	MCUB/DBE Committed
MT	GLOBAL SPECIALTY CONTRACTORS I	2024 UofM Concrete Pannel Washout and Seal and Pedestrian Crossings Replacement	Eagan	MN	24P069	\$595,017	12.0%	12.0%
MT	STERTIL-KONI USA INC	Platform and Piston Vehicle Lifts for East Metro Transit Facility to Support Gold Line BRT	Stevensville	MD	24P126	\$665,244	0.0%	0.0%
ES	VINCO INC	Emergency Underground Excavation and Construction Services	Forest Lake	MN	23P163	\$950,180	15.0%	22.3%
MT	ALBRECHT SIGN CO	METRO E Line Pylon Option	Fridley	MN	19P385G	\$2,220,558	0.0%	0.0%
ES	POLYDYNE INC	Blue Lake Wastewater Treatment Plant Polymer Procurement	Atlanta	GA	23P355A	\$4,480,000	0.0%	0.0%
ES	MINGER CONSTRUCTION INC	Orono Lift Stations L46 and L49 Improvements	Jordan	MN	23P126	\$4,645,566	13.0%	13.2%
ES	MEYER CONTRACTING INC	L48 Rehab, M449, FM and 6-DH645 replacement - 2023	Maple Grove	MN	22P043	\$5,959,692	12.0%	14.8%
MT	VERSACON INC	Heywood Office Systems Upgrade	New Hope	MN	24P005	\$14,171,360	15.0%	15.4%
MT	NEW FLYER OF AMERICA	2024 Procurement of 20 Sixty Foot BRT Expansion Buses	Anniston	AL	19P321F	\$20,654,300	0.0%	0.0%
MT	MORCON CONSTRUCTION INC	METRO E Line Major Construction	Fridley	MN	23P210	\$39,416,070	20.0%	20.1%
ES	PCIROADS LLC	L77 Lift Station Improvements	St Michael	MN	23P233	\$47,321,041	13.0%	12.5%

Request for Proposals: > \$500,000

Details of Procurement Values Between Greater Than \$500,000

Quarter 2, 2024

Request for Proposals

Division	Contractor Name	Title	City	State	Contract Number	Total Value	MCUB/DBE Goal	MCUB/DBE Committed
RA	CDW LLC	IT professional services and staff augmentation	Chicago	IL	22P172F	\$741,928	0.0%	0.0%
RA	COMPUNNEL SOFTWARE GROUP, INC	IT professional services and staff augmentation	Plainsboro	NJ	22P172G	\$741,928	0.0%	0.0%
RA	RBA CONSULTING	IT professional services and staff augmentation	Wayzata	MN	22P172Z	\$741,928	0.0%	0.0%
RA	STERLING COMPUTERS CORP	IT professional services and staff augmentation	North Sioux City	SD	22P172CC	\$741,928	0.0%	0.0%
MT	4RMULA LLP	Master Contracts for Arch & Engineering Design Services	St Paul	MN	23P112I	\$750,000	15.0%	90.0%
MT	KIMLEY-HORN AND ASSOCIATES INC	Master Contracts for Mechanical Engineering Services and Electrical Engineering Services	St Paul	MN	23P022D	\$750,000	10.0%	16.0%
MT	KODET ARCHITECTURAL GROUP LTD	Master Contracts for Arch & Engineering Design Services	Minneapolis	MN	23P112H	\$750,000	15.0%	60.0%
MT	RANI ENGINEERING LLC	Master Contracts for Arch & Engineering Design Services	Minneapolis	MN	23P112E	\$750,000	15.0%	85.0%
MT	HNTB CORPORATION	Master Contracts for Arch & Engineering Design Services	Kansas City	MO	23P112G	\$1,000,000	15.0%	23.0%
MT	LHB ENGINEERS & ARCHITECTS	Master Contracts for Arch & Engineering Design Services	Duluth	MN	23P112K	\$1,000,000	15.0%	15.0%
MT	WSP USA INC	Master Contracts for Arch & Engineering Design Services	Minneapolis	MN	23P112D	\$1,000,000	15.0%	15.0%
MT	HARRIS MECHANICAL CONTRACTING	Systemwide JACE Replacement RFP	Chicago	IL	22P049	\$1,072,050	1.0%	13.9%
RA	ILM PROFESSIONAL SERVICES INC	IT professional services and staff augmentation	Eden Prairie	MN	22P172Q	\$1,200,000	0.0%	100.0%
RA	PROTIVITI GOVERNMENT SERVICES INC	IT professional services and staff augmentation	Alexandria	VA	22P172Y	\$1,200,000	0.0%	0.0%
MT	SRF CONSULTING GROUP INC	Master Contracts for Arch & Engineering Design Services	Minneapolis	MN	23P112F	\$1,250,000	15.0%	15.0%

Other Processes: > \$500,000

Details of Procurement Values Between Greater Than \$500,000

Quarter 2, 2024

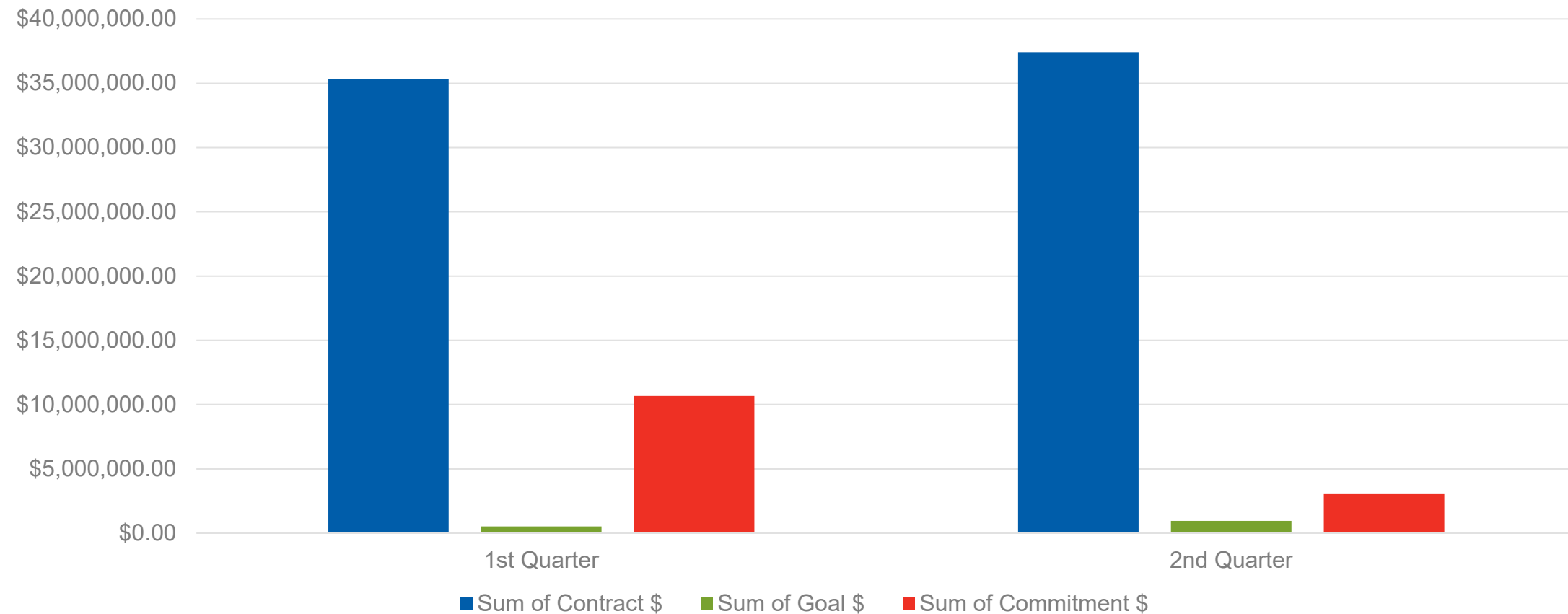
Other Processes

Division	Solicitation Method	Contractor Name	Title	City	State	Contract Number	Total Value	MCUB/DBE Goal	MCUB/DBE Committed
MT	Sole source	AERODESIGN SERVICES LLC	LRT Passenger Seat Insert Sole Source 12 Month Purchase April 2024 to March 2025	Farmington Hills	MI	24P123	\$1,020,529	0.0%	0.0%
MT	Sole source	CUBIC TRANSPORTATION SYSTEMS INC	E Line Smart Card Validators	Los Angeles	CA	24P111	\$1,439,250	0.0%	0.0%
MT	Proposals	DUO-GARD INDUSTRIES	METRO Gold Line Shelter Option	Canton	MI	19P385H	\$2,060,000	0.0%	0.0%
MT	Sole source	SIEMENS MOBILITY INC	Blue Line State of Good Repair Phase 3: Siemens Mobility Sole Source	Sacramento	CA	24P102	\$2,500,000	0.0%	0.0%
MT	Sole source	FLOWBIRD AMERICA INC	E Line Ticket Vending Machines - Flowbird SS	Moorestown	NJ	24P084	\$2,753,915	0.0%	0.0%
MTS	Cooperative Purchasing Agreements	NORTH CENTRAL BUS & EQUIPMENT	Purchase of 25 Micro Bird Buses through North Central Bus (Metro Mobility Replacement)	St Cloud	MN	23P237	\$3,663,125	0.0%	0.0%
MT	Sole source	ALSTOM SIGNALING LLC	Blue Line State of Good Repair Phase 3: Alstom Signatling Sole Source	Palatine	IL	24P103	\$5,000,000	0.0%	0.0%
MT	Cooperative Purchasing Agreements	GILLIG LLC	Procurement of 8 Electric Buses and 6 Chargers (2021 Low No)	Los Angeles	CA	24P077	\$11,651,244	0.0%	0.0%
MT	Cooperative Purchasing Agreements	GILLIG LLC	Purchase of Electric Buses and Supporting Equipment	Los Angeles	CA	23P142	\$18,636,116	0.0%	0.0%

Total MCUB Commitments

**2024
MCUB
GOAL**
Construction
& Contracted
Services:
14%

Total MCUB Commitments for Construction & Contracted Services Q2 2024



Sum of Contract \$	Sum of Goal \$	Sum of Commitment \$	MCUB %	2024
\$35,320,553.75	\$522,529.22	\$10,669,053.00	30.2%	Q1
\$37,425,441.87	\$960,142.12	\$3,101,225.53	8.3%	Q2

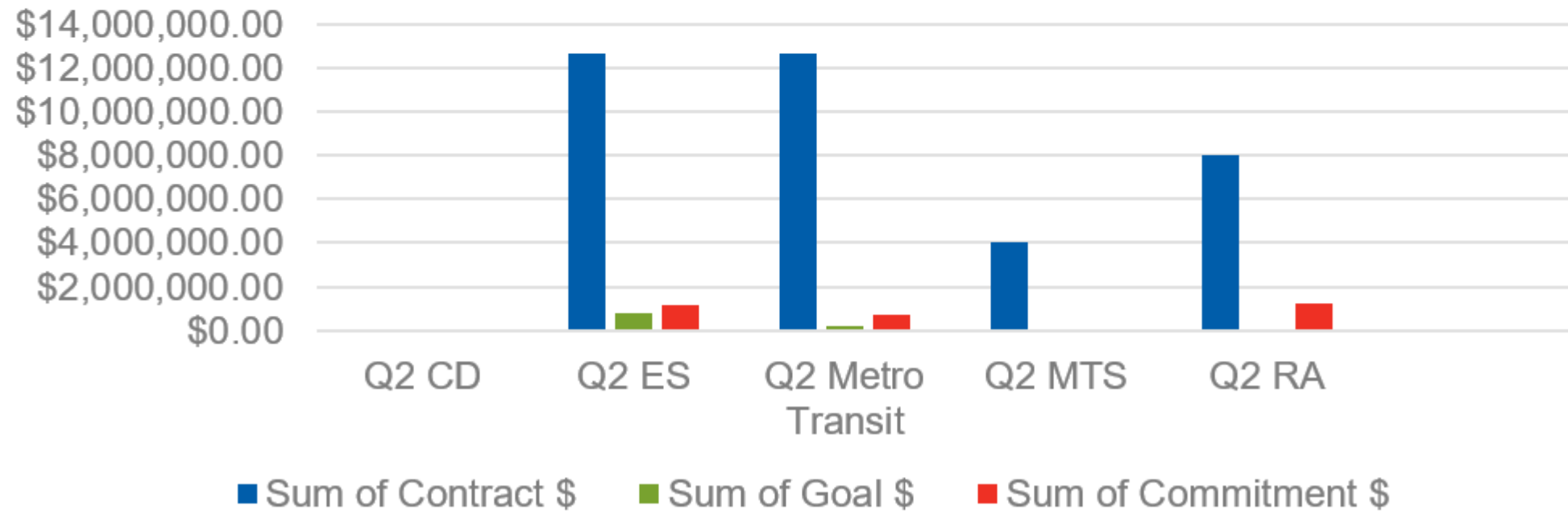
Total MCUB Commitments by Gender/Ethnicity

Total MCUB Commitments (Gender & Ethnicity) Q2 2024:

MCUB Firms Ethnicity	Women	Men
Black American	\$0.00	\$65,250.00
Hispanic American	\$0.00	\$0.00
Native American	\$0.00	\$0.00
Asian-Pacific American	\$0.00	\$0.00
Subcontinent Asian Americans	\$1,200,000.00	\$0.00
Non-Minority	\$1,835,975.53	\$0.00

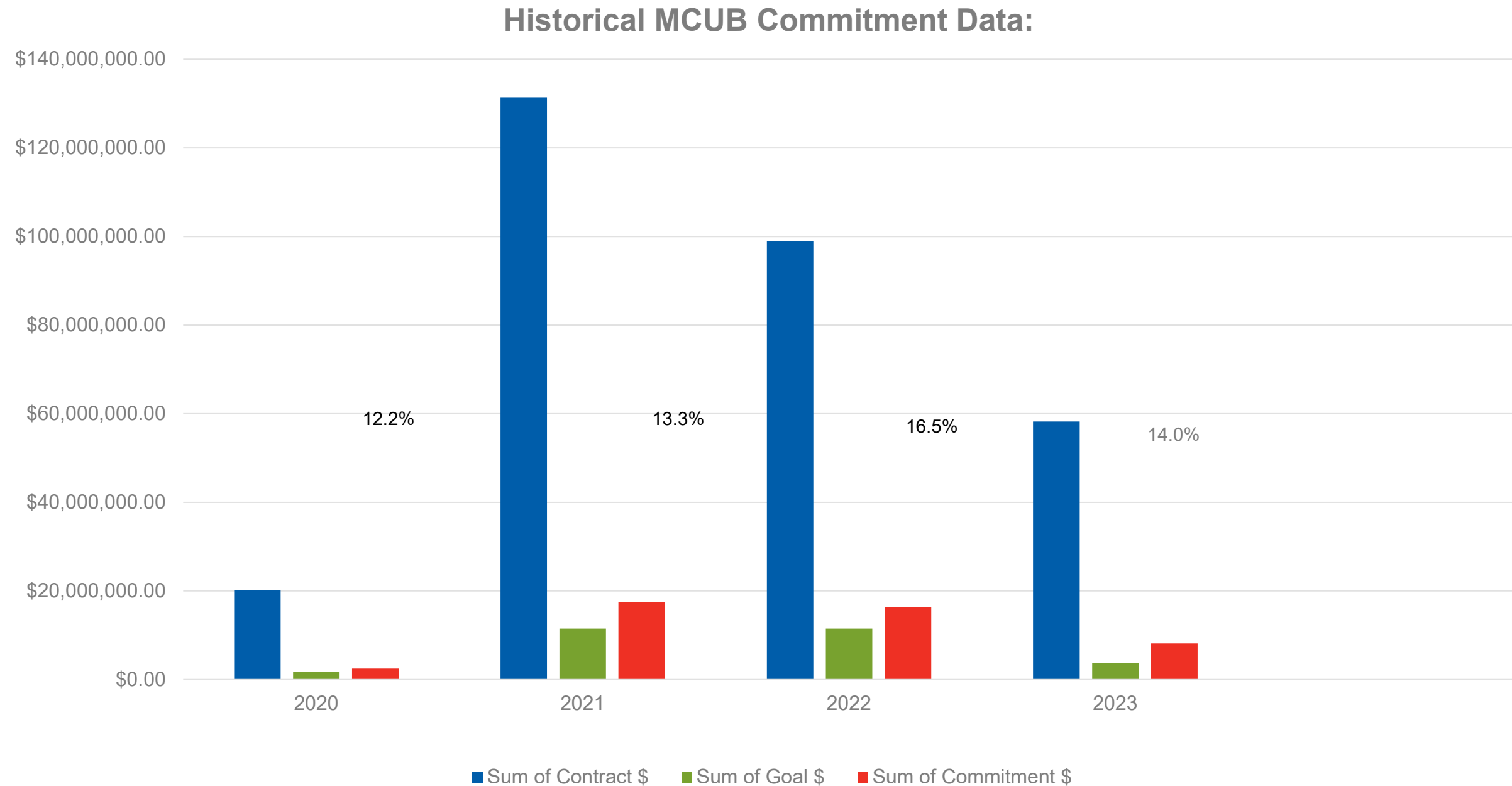
Total MCUB Commitments By Division Q2 2024:

Total MCUB Commitments by Division – Construction and Contracted Services Q2 2024:



Division	Sum of Contract \$	Sum of Goal \$	Commitment \$	MCUB %
CD	\$59,770.00	\$0.00	\$0.00	0.0%
MCES	\$12,675,280.72	\$774,037.08	\$1,152,956.27	9.1%
Metro Transit	\$12,662,859.51	\$186,105.04	\$748,269.26	5.9%
MTS	\$4,026,834.00	\$0.00	\$0.00	0.0%
RA	\$8,000,697.64	\$0.00	\$1,200,000.00	15.0%
Total	\$35,320,553.75	\$960,142.12	\$3,101,225.53	8.3%

Historical MCUB Commitment Data



MCUB Payment Data

Division	P-Card Total	P-Card Exclude	P-Card Include	P-Card MCUB	% MCUB
Metro Transit	\$944,325.54	\$118,947.96	\$825,377.58	\$16,483.30	2.0%
MCES	\$211,688.76	\$38,161.59	\$173,527.17	\$2,412.53	1.4%
RA	\$277,254.09	\$88,867.09	\$188,387.00	\$11,227.30	6.0%
MTS	\$13,121.83	\$8,777.27	\$4,344.56	\$729.85	16.8%
CD	\$37,884.89	\$26,517.83	\$11,367.06	\$1,996.33	17.6%
Total	\$1,484,275.11	\$281,271.74	\$1,203,003.37	\$32,849.31	2.7%

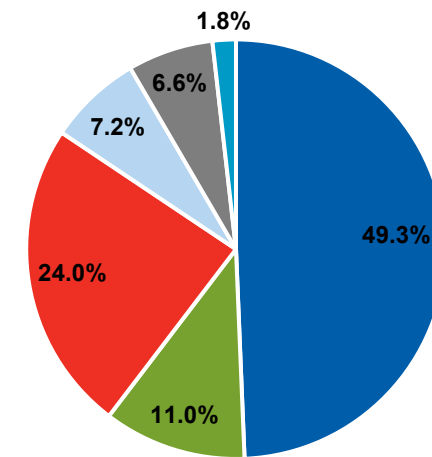
2024
MCUB
GOAL
P-Card
Expenditures:
10%

Total MCUB Payments in Q2

Total MCUB Payments Q2 2024 = \$6,217,939.36

MCUB Payments \$					
Ethnicity	PO Goods & Svcs. MCUB	PO Const. MCUB	Sub Contractor MCUB	P-Card MCUB	Total
Caucasian	\$2,049,326.45	\$0.00	\$993,391.16	\$22,310.01	\$3,065,027.62
Indigenous	\$179,160.69	\$0.00	\$505,089.59	\$1,503.80	\$685,754.08
Black	\$1,360,660.13	\$0.00	\$122,180.98	\$8,004.90	\$1,490,846.01
Hispanic	\$61,863.44	\$0.00	\$387,604.34	\$106.60	\$449,574.38
Asian PI	\$268,870.19	\$138,723.97	\$3,721.11	\$897.00	\$412,212.27
Asian SC	\$94,242.50	\$0.00	\$20,282.50	\$0.00	\$114,525.00
Total	\$4,014,123.40	\$138,723.97	\$2,032,269.68	\$32,822.31	\$6,217,939.36

Payments (Demographic)



■ Caucasian ■ Indigenous ■ Black ■ Hispanic ■ Asian Pac Is ■ Asian Sub Con. ■

Number of Unique MCUB Firms:

Number of Unique MCUB Firms	Female	Male
Black American	8	16
Hispanic American	3	8
Native American	4	4
Asian-Pacific American	5	5
Subcontinent Asian Americans	0	3
Non-Minority	71	7

2024 Q2 MCUB Highlights:

MCUB Direct Spend Success (Micro purchases up to \$25K)

Q2 2023 MCUB Direct Spend was 19%

Q2 2024 MCUB Direct Spend was 27%

MCUB Emergency Declaration MCUB Award

Professional Engineering Services-\$55,828.00 (Construction Inspection Services)

MCUB State Contract Success

Phusion LLC-\$50,108.14 (Floor Scrubbers)

Paragon Paving Inc-\$99,760.00 (Parking Lot Paving)

MCUB Partnership with New Flyer

B & L started as a distributor of New Flyer components in September 2022. They are now expanding operations in other jurisdictions.

Spend with B&L in Q3 2022 was \$26,476.98

Spend with B&L in Q4 2022 was \$115,398.82

Spend with B&L in Q1 2023 was \$175,036.03

Spend with B&L in Q2 2023 was \$388,252.35

Spend with B&L in Q1 2024 was \$349,547.48

Q2 spend in 2024 was \$288,265.99

2024 Q2 MCUB Highlights:

MCUB Partnership with Gillig

MA Associates Started as a distributor of Gillig components in September 2023. Since the Partnership with Gillig, MA Associates has been able to hire three additional employees.

Q1 spend in 2023 was \$322,319.83

Q2 spend in 2023 was \$254,838.05

Q1 spend in 2024 was \$743,373.09

Q2 spend in 2024 was \$798,723.76

Contract 23P043-Support Services for MCUBs was awarded to Project Solutions, Inc.

Type of Service	# of MCUBs Attended
Orientation	23
Construction Safety	15
Bidding & <u>Estimating</u>	19
How to Respond to an RFP	17
Managing Contract Changes	8
One-on-One Business consultations	7
Total	89

Small Business Equity Audit Led by OEEO conducted data analysis, internal and external engagement sessions.

Thank You!

Jody Jacoby – Chief Procurement Officer
Jody.Jacoby@metc.state.mn.us

Ashanti Payne – Assistant Director, OEE0
ashanti.payne@metc.state.mn.us