

Information Item

Management Committee



Meeting Date: August 14th, 2024

Topic

2024 Second Quarter Procurement Summary and MCUB Goals Review

District(s), Member(s):

Policy/Legal Reference: FM14-2 Expenditures for the Procurement of Goods and Services

Staff Prepared/Presented: Jody Jacoby, Chief Procurement Officer, 651-602-1144; Ashanti Payne, OEE0 Assistant Director, 651-602-7660

Division/Department: Procurement / OEE0

Background

Council *Policy 14-2 – Expenditures* authorizes the Regional Administrator to approve awards not exceeding \$500,000 for all purchases of budgeted goods and services. In addition, the Regional Administrator is authorized to approve construction contracts where:

- (a) The value of the contract does not exceed \$10,000,000;
- (b) The construction project was included in the Council-adopted capital budget;
- (c) The cost of the project is less than the Engineer's Probable Construction Costs, plus 10%;
- (d) Sufficient funds are available in the capital budget to complete the project.

The delegation authority of the Regional Administrator to approve awards for all purchases of budgeted goods and services was increased from \$250,000 to \$500,000 in October of 2013. Related to this increase in authority, the Council requested a report on any contracts valued between \$175,000 and \$250,000 and \$250,000 and \$500,000.

To satisfy this requirement, a report that summarizes procurements for the preceding quarter is presented to the Council through the Management Committee at the end of each quarter. The report gives a breakdown of the number of procurements executed during the reporting period grouped by value, and details of all procurements which have a value greater than \$175,000 but less than or equal to \$500,000.

Procurements valued at greater than \$500,000 are generally approved individually by the Council, except for those construction contracts that meet the criteria given above. The Management Committee requested a quarterly summary of contracts over \$500,000.

The second quarter 2024 Procurement Summary and OEE0 MCUB Information is attached.



Metropolitan Council

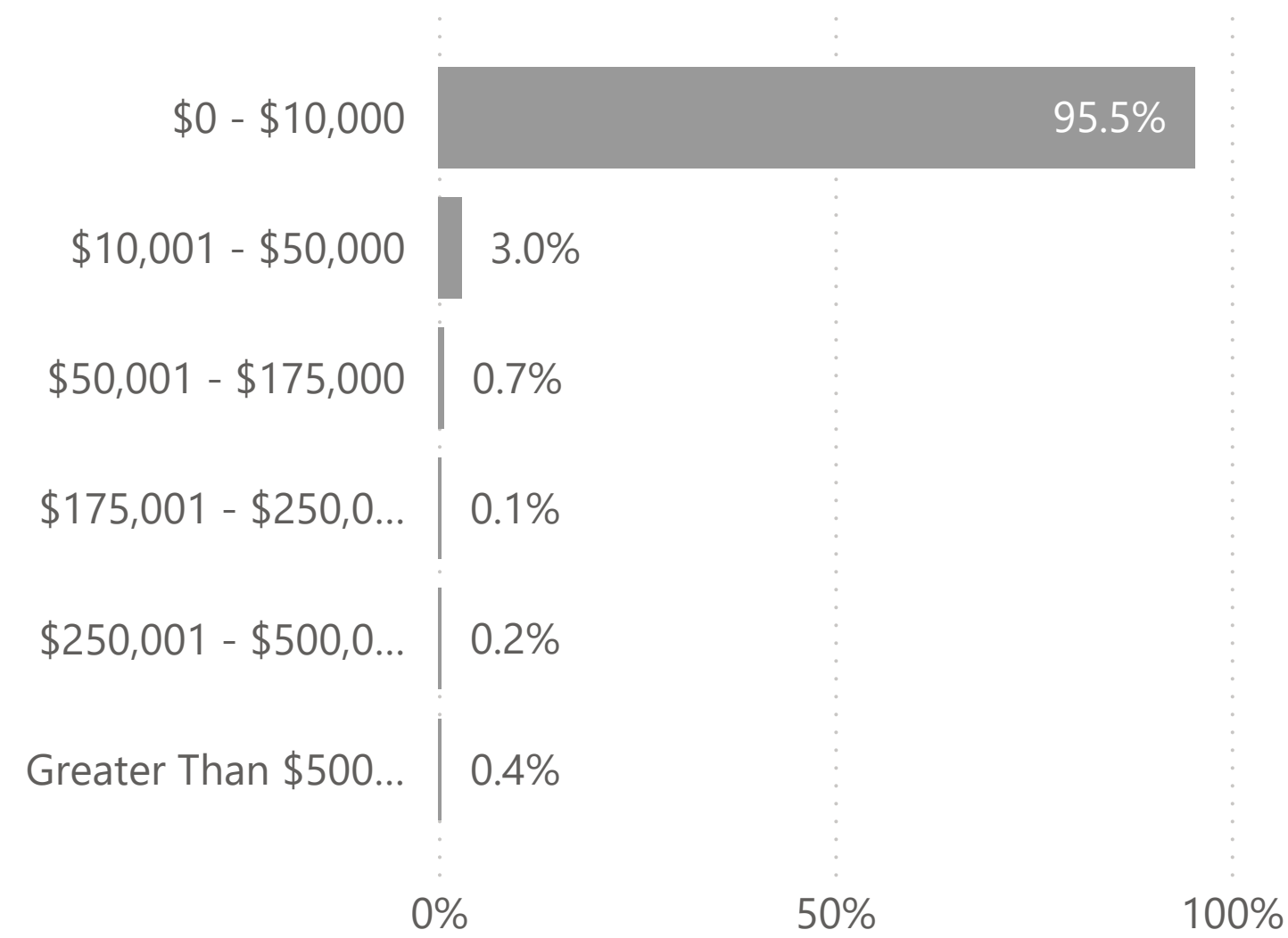
Year, Quarter

2024 (Year) + Qtr 2 (Quarter) ▾

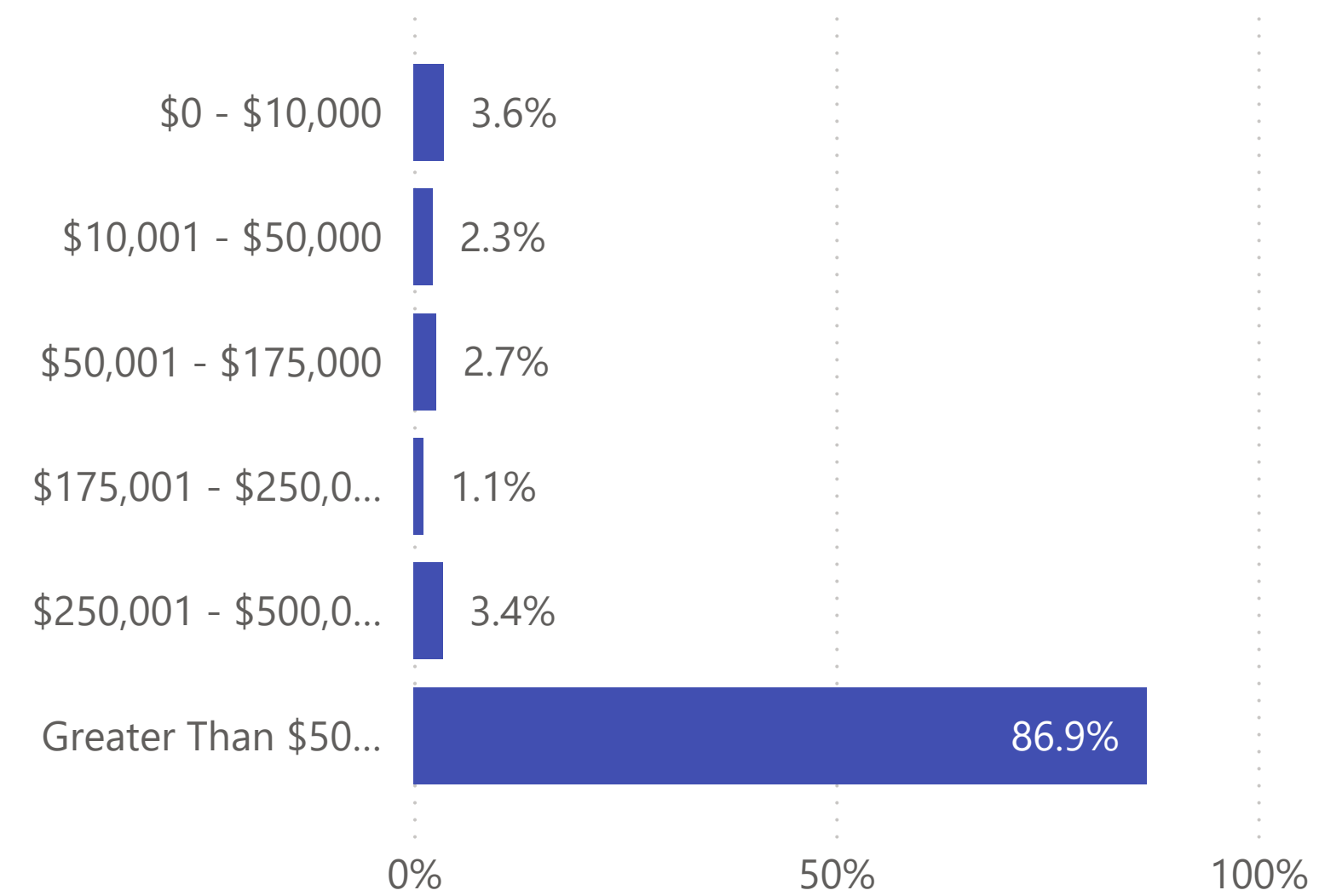
Procurement Summary Information: Quarter 2, 2024

Dollar Range	All Procurements	Total Value	Percent Value	YTD Procurements	YTD Total Value All
\$0 - \$10,000	8,580	\$8,472,460	3.6%	17,714	\$17,112,341
\$10,001 - \$50,000	269	\$5,346,514	2.3%	507	\$10,189,026
\$50,001 - \$175,000	66	\$6,314,243	2.7%	112	\$10,842,045
\$175,001 - \$250,000	12	\$2,695,193	1.1%	19	\$4,221,580
\$250,001 - \$500,000	21	\$8,122,374	3.4%	43	\$16,833,324
Greater Than \$500,000	36	\$204,992,968	86.9%	75	\$584,444,466
Total	8,984	\$235,943,752	100.0%	18,470	\$643,642,781

% of Procurements by Dollar Range



% of Total Value by Dollar Range



Details of Procurement Values Between \$175,001 - \$250,000

Quarter 2, 2024

Formal Invitation for Bid

Division	Contractor Name	Title	City	State	Contract Number	Total Value	MCUB/DBE Goal	MCUB/DBE Committed
ES	GRAYBAR	Seneca medium voltage feeder breaker replacement	Chicago	IL	24P022	\$220,680	0.0%	0.0%
ES	BAY WEST LLC	Caustic Tank Repairs	St Paul	MN	24P066	\$236,930	0.0%	0.0%
MT	GILLIG LLC	2024 Air Dryer Campaign - Txbase Req 543143	Los Angeles	CA	24P023	\$243,368	0.0%	0.0%

Details of Procurement Values Between \$175,001 - \$250,000

Quarter 2, 2024

Request for Proposals

Division	Contractor Name	Title	City	State	Contract Number	Total Value	MCUB/DBE Goal	MCUB/DBE Committed
MT	ALLIANT ENGINEERING INC	METRO G Line: Traffic Analysis and Concept Development	Minneapolis	MN	23P218	\$211,440	10.0%	17.8%

Details of Procurement Values Between \$175,001 - \$250,000

Quarter 2, 2024

Other Processes

Division	Solicitation Method	Contractor Name	Title	City	State	Contract Number	Total Value	MCUB/DBE Goal	MCUB/DBE Committed
RA	Sole source	SAP PUBLIC SERVICES	SAP Public Service - Enterprise Support Annual Cost	Chicago	IL	24P053	\$199,197	0.0%	0.0%
ES	Sole source	MAN ENERGY SOLUTIONS USA INC	Brown-Boveri Compressors	Brookshire	TX	24P081	\$200,000	0.0%	0.0%
RA	Sole source	KORN FERRY US	Korn Ferry Leadership Competency Architecture Software Database Agreement	Minneapolis	MN	24P140	\$213,823	0.0%	0.0%
RA	Cooperative Purchasing Agreements	INSIGHT PUBLIC SECTOR INC	CISCO SmartNet Annual Support Renewal	Dallas	TX	24P150	\$220,699	0.0%	0.0%
MT	Cooperative Purchasing Agreements	WHITE BEAR MITSUBISHI	Street Operations Vehicles Replacement and Outfitting	White Bear Lake	MN	24P070	\$221,643	0.0%	0.0%
MT	Sole source	BRASCO INTERNATIONAL INC	Spare Shelter Walls	Madison Heights	MI	24P145	\$229,575	0.0%	0.0%
MT	Cooperative Purchasing Agreements	FPI PAVING CONTRACTOR INC	Transfer Road Parking Lot Pavement Restoration	St. Paul	MN	24P118	\$247,838	0.0%	0.0%
RA	Exemption	TRAUNER CONSULTING SERVICES INC	Development of Best Value Procurement Documents and Design-Bid Build Construction Documents	Philadelphia	PA	24P184	\$250,000	0.0%	0.0%

Details of Procurement Values Between \$250,001 - \$500,000

Quarter 2, 2024

Formal Invitation for Bid

Division	Contractor Name	Title	City	State	Contract Number	Total Value ▲	MCUB/DBE Goal	MCUB/DBE Committed
MT	PARAGON RESTORATION II, INC	2024 BR R0646 Interchange, BR 27484A LRT over BNSF and BR 27706A LRT over 394 Cleaning and Improvements	Prior Lake	MN	24P035	\$262,300	11.0%	100.0%
MT	LOVDAL ELECTRONICS INC	2024 camera systems refurbishment	St Paul	MN	24P074	\$289,169	0.0%	100.0%
MT	VINCO INC	Signal Communication House HVAC Replacement	Forest Lake	MN	23P128	\$289,740	10.0%	11.0%
MT	NEW LOOK CONTRACTING INC	Hiawatha Asphalt Approaches 2024	Rogers	MN	24P064	\$335,000	14.0%	14.0%
MT	STONEPROS LLC DBA SNOW PROS	Snow Relocation	Hopkins	MN	23P185	\$389,500	10.0%	20.0%
MT	COOL AIR MECHANICAL INC	St Paul OMF Server Room HVAC Replacement	Ham Lake	MN	23P019	\$406,511	6.0%	6.1%
ES	PCIROADS LLC	7031-9003 Siphon Outlet Improvements Temporary Conveyance	St Michael	MN	24P034	\$433,948	10.0%	23.4%
RA	INTERSTATE PARKING COMPANY OF MN	Employee Parking for Robert St. and Jackson Employees	Minneapolis	MN	24P063	\$437,500	0.0%	0.0%

Details of Procurement Values Between \$250,001 - \$500,000

Quarter 2, 2024

Request for Proposals

Division	Contractor Name	Title	City	State	Contract Number	Total Value	MCUB/DBE Goal	MCUB/DBE Committed
MT	COLLABORATIVE DESIGN GROUP INC	Design Services-Overhaul Base Facility Addition	Minneapolis	MN	23P183	\$414,763	16.0%	40.0%
MT	BOLTON & MENK INC	Master Contracts for Arch & Engineering Design Services	Mankato	MN	23P112J	\$500,000	15.0%	15.0%
MT	TOOLE DESIGN GROUP LLC	Master Contracts for Arch & Engineering Design Services	Silver Spring	MD	23P112L	\$500,000	15.0%	20.0%

Details of Procurement Values Between \$250,001 - \$500,000

Quarter 2, 2024

Other Processes

Division	Solicitation Method	Contractor Name	Title	City	State	Contract Number	Total Value	MCUB/DBE Goal	MCUB/DBE Committed
RA	Cooperative Purchasing Agreements	SHI INTERNATIONAL CORP	Sierra Wireless Hardware Maintenance Annual Renewal for MT and MTS 2024	Dallas	TX	24P109	\$254,353	0.0%	0.0%
MTS	Cooperative Purchasing Agreements	CDW LLC	Regional Solicitation Online Application Submission and Scoring Software	Chicago	IL	24P108	\$319,709	0.0%	0.0%
RA	Cooperative Purchasing Agreements	SHI INTERNATIONAL CORP	Delinea Enterprise	Dallas	TX	24P177	\$346,580	0.0%	0.0%
ES	Cooperative Purchasing Agreements	FLEXIBLE PIPE TOOL CO	CCTV Van and Camera Equipment Replacement	Cold Spring	MN	24P227	\$350,989	0.0%	100.0%
ES	Sole source	BAKER-RULLMAN MANUFACTURING INC	Blue Lake Drum Purchase	Watertown	WI	24P105	\$383,529	0.0%	0.0%
MT	Sole source	KNORR BRAKE COMPANY	Procurement of proprietary parts from Knorr	Newark	NJ	24P166	\$400,000	0.0%	0.0%
RA	Cooperative Purchasing Agreements	INSIGHT PUBLIC SECTOR INC	LRT Core Network Switch Replacement	Dallas	TX	24P121	\$408,783	0.0%	0.0%
ES	Sole source	W W GOETSCH ASSOCIATES INC	Aurora, Layne Verti, Hydromatic, Fairbanks-Morse Brand Pumps	Edina	MN	24P115	\$450,000	0.0%	0.0%
MT	Sole source	SIEMENS MOBILITY INC	Procurement of proprietary parts for Siemens Light Rail Vehicles in 2024	Sacramento	CA	24P116	\$450,000	0.0%	0.0%
ES	Exemption	ST PAUL, CITY OF	Environmental Services Flood Mitigation and Preparation 2024	St Paul	MN	24P189	\$500,000	0.0%	0.0%

Details of Procurement Values Between Greater Than \$500,000

Quarter 2, 2024

Formal Invitation for Bid

Division	Contractor Name	Title	City	State	Contract Number	Total Value	MCUB/DBE Goal	MCUB/DBE Committed
MT	GLOBAL SPECIALTY CONTRACTORS I	2024 UofM Concrete Pannel Washout and Seal and Pedestrian Crossings Replacement	Eagan	MN	24P069	\$595,017	12.0%	12.0%
MT	STERTIL-KONI USA INC	Platform and Piston Vehicle Lifts for East Metro Transit Facility to Support Gold Line BRT	Stevensville	MD	24P126	\$665,244	0.0%	0.0%
ES	VINCO INC	Emergency Underground Excavation and Construction Services	Forest Lake	MN	23P163	\$950,180	15.0%	22.3%
MT	ALBRECHT SIGN CO	METRO E Line Pylon Option	Fridley	MN	19P385G	\$2,220,558	0.0%	0.0%
ES	POLYDYNE INC	Blue Lake Wastewater Treatment Plant Polymer Procurement	Atlanta	GA	23P355A	\$4,480,000	0.0%	0.0%
ES	MINGER CONSTRUCTION INC	Orono Lift Stations L46 and L49 Improvements	Jordan	MN	23P126	\$4,645,566	13.0%	13.2%
ES	MEYER CONTRACTING INC	L48 Rehab, M449, FM and 6-DH645 replacement - 2023	Maple Grove	MN	22P043	\$5,959,692	12.0%	14.8%
MT	VERSACON INC	Heywood Office Systems Upgrade	New Hope	MN	24P005	\$14,171,360	15.0%	15.4%
MT	NEW FLYER OF AMERICA	2024 Procurement of 20 Sixty Foot BRT Expansion Buses	Anniston	AL	19P321F	\$20,654,300	0.0%	0.0%
MT	MORCON CONSTRUCTION CO INC	METRO E Line Major Construction	Fridley	MN	23P210	\$39,416,070	20.0%	20.1%
ES	PCIROADS LLC	L77 Lift Station Improvements	St Michael	MN	23P233	\$47,321,041	13.0%	12.5%

Details of Procurement Values Between Greater Than \$500,000

Quarter 2, 2024

Request for Proposals

Division	Contractor Name	Title	City	State	Contract Number	Total Value	MCUB/DBE Goal	MCUB/DBE Committed
RA	CDW LLC	IT professional services and staff augmentation	Chicago	IL	22P172F	\$741,928	0.0%	0.0%
RA	COMPUNNEL SOFTWARE GROUP, INC	IT professional services and staff augmentation	Plainsboro	NJ	22P172G	\$741,928	0.0%	0.0%
RA	RBA CONSULTING	IT professional services and staff augmentation	Wayzata	MN	22P172Z	\$741,928	0.0%	0.0%
RA	STERLING COMPUTERS CORP	IT professional services and staff augmentation	North Sioux City	SD	22P172CC	\$741,928	0.0%	0.0%
MT	4RMULA LLP	Master Contracts for Arch & Engineering Design Services	St Paul	MN	23P112I	\$750,000	15.0%	90.0%
MT	KIMLEY-HORN AND ASSOCIATES INC	Master Contracts for Mechanical Engineering Services and Electrical Engineering Services	St Paul	MN	23P022D	\$750,000	10.0%	16.0%
MT	KODET ARCHITECTURAL GROUP LTD	Master Contracts for Arch & Engineering Design Services	Minneapolis	MN	23P112H	\$750,000	15.0%	60.0%
MT	RANI ENGINEERING LLC	Master Contracts for Arch & Engineering Design Services	Minneapolis	MN	23P112E	\$750,000	15.0%	85.0%
MT	HNTB CORPORATION	Master Contracts for Arch & Engineering Design Services	Kansas City	MO	23P112G	\$1,000,000	15.0%	23.0%
MT	LHB ENGINEERS & ARCHITECTS	Master Contracts for Arch & Engineering Design Services	Duluth	MN	23P112K	\$1,000,000	15.0%	15.0%
MT	WSP USA INC	Master Contracts for Arch & Engineering Design Services	Minneapolis	MN	23P112D	\$1,000,000	15.0%	15.0%
MT	HARRIS MECHANICAL CONTRACTING	Systemwide JACE Replacement RFP	Chicago	IL	22P049	\$1,072,050	1.0%	13.9%
RA	ILM PROFESSIONAL SERVICES INC	IT professional services and staff augmentation	Eden Prairie	MN	22P172Q	\$1,200,000	0.0%	100.0%
RA	PROTIVITI GOVERNMENT SERVICES INC	IT professional services and staff augmentation	Alexandria	VA	22P172Y	\$1,200,000	0.0%	0.0%
MT	SRF CONSULTING GROUP INC	Master Contracts for Arch & Engineering Design Services	Minneapolis	MN	23P112F	\$1,250,000	15.0%	15.0%

Details of Procurement Values Between Greater Than \$500,000

Quarter 2, 2024

Other Processes

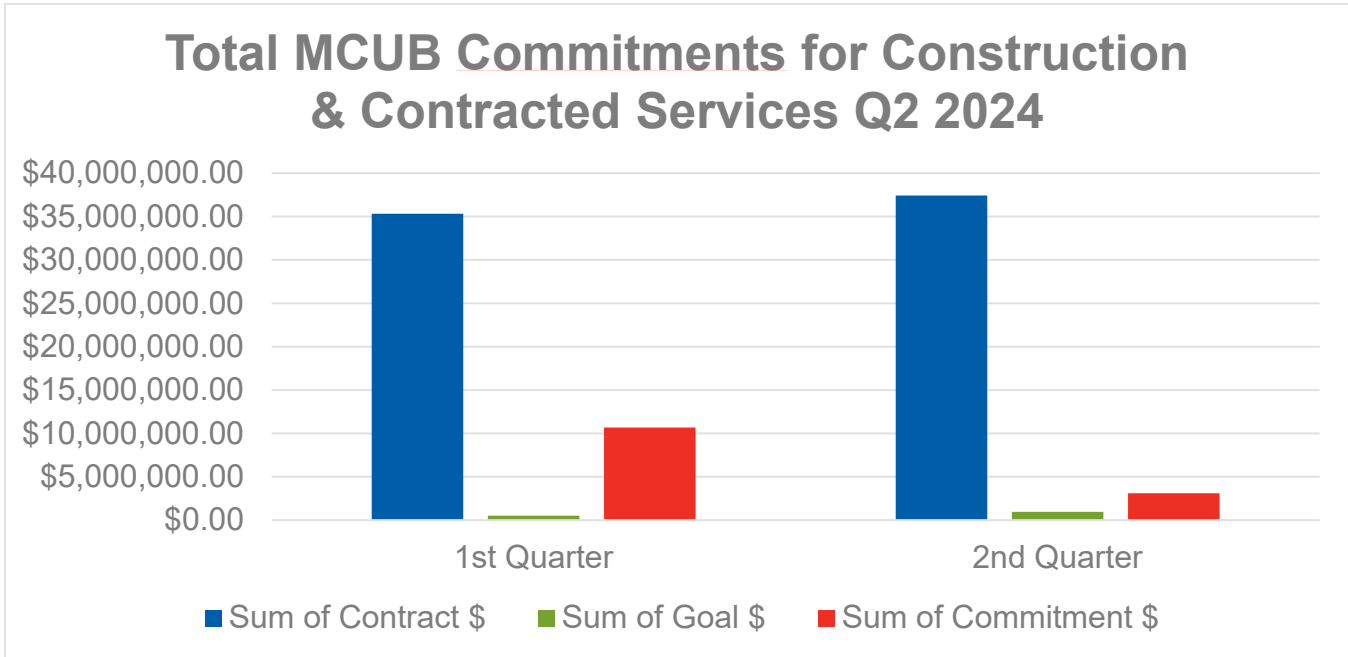
Division	Solicitation Method	Contractor Name	Title	City	State	Contract Number	Total Value	MCUB/DBE Goal	MCUB/DBE Committed
MT	Sole source	AERODESIGN SERVICES LLC	LRT Passenger Seat Insert Sole Source 12 Month Purchase April 2024 to March 2025	Farmington Hills	MI	24P123	\$1,020,529	0.0%	0.0%
MT	Sole source	CUBIC TRANSPORTATION SYSTEMS INC	E Line Smart Card Validators	Los Angeles	CA	24P111	\$1,439,250	0.0%	0.0%
MT	Proposals	DUO-GARD INDUSTRIES	METRO Gold Line Shelter Option	Canton	MI	19P385H	\$2,060,000	0.0%	0.0%
MT	Sole source	SIEMENS MOBILITY INC	Blue Line State of Good Repair Phase 3: Siemens Mobility Sole Source	Sacramento	CA	24P102	\$2,500,000	0.0%	0.0%
MT	Sole source	FLOWBIRD AMERICA INC	E Line Ticket Vending Machines - Flowbird SS	Moorestown	NJ	24P084	\$2,753,915	0.0%	0.0%
MTS	Cooperative Purchasing Agreements	NORTH CENTRAL BUS & EQUIPMENT	Purchase of 25 Micro Bird Buses through North Central Bus (Metro Mobility Replacement)	St Cloud	MN	23P237	\$3,663,125	0.0%	0.0%
MT	Sole source	ALSTOM SIGNALING LLC	Blue Line State of Good Repair Phase 3: Alstom Signatling Sole Source	Palatine	IL	24P103	\$5,000,000	0.0%	0.0%
MT	Cooperative Purchasing Agreements	GILLIG LLC	Procurement of 8 Electric Buses and 6 Chargers (2021 Low No)	Los Angeles	CA	24P077	\$11,651,244	0.0%	0.0%
MT	Cooperative Purchasing Agreements	GILLIG LLC	Purchase of Electric Buses and Supporting Equipment	Los Angeles	CA	23P142	\$18,636,116	0.0%	0.0%



METROPOLITAN COUNCIL

MCUB Utilization Summary / Q2 2024

2024
MCUB
GOAL
 Construction & Contracted Services:
14%

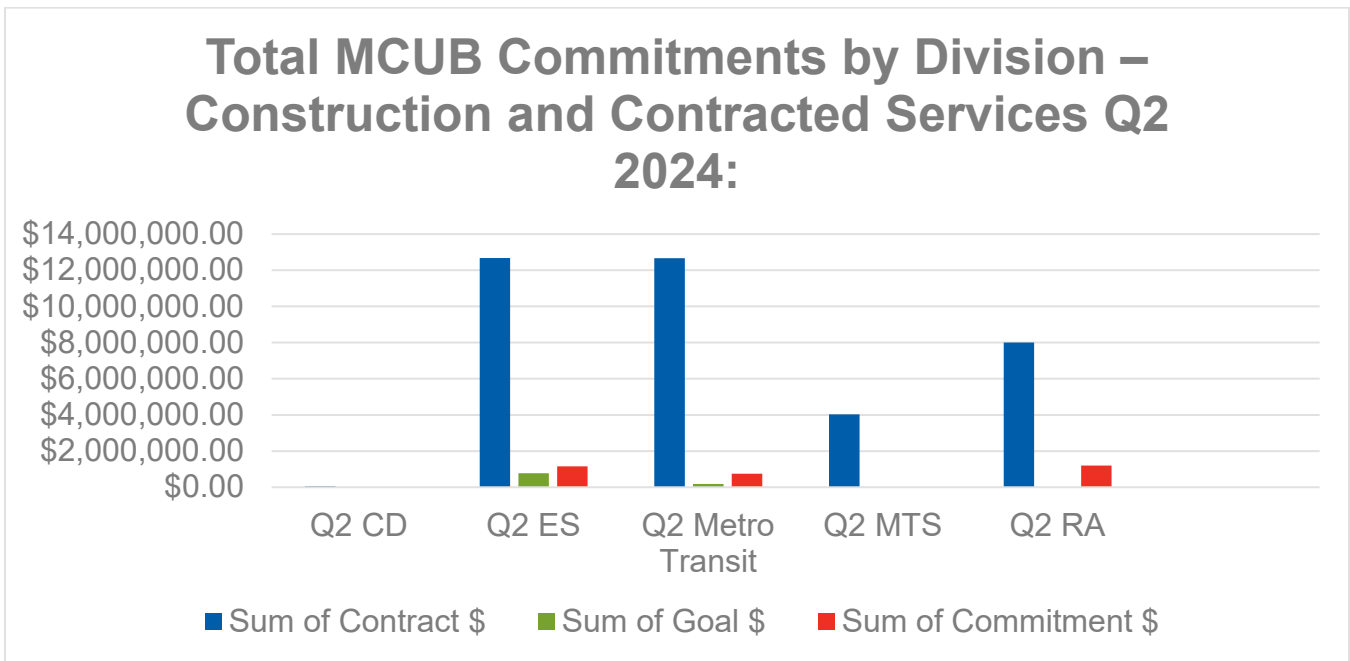


Sum of Contract \$	Sum of Goal \$	Sum of Commitment \$	MCUB %	2024
\$35,320,553.75	\$522,529.22	\$10,669,053.00	30.2%	Q1
\$37,425,441.87	\$960,142.12	\$3,101,225.53	8.3%	Q2

Total MCUB Commitments (Gender & Ethnicity) Q2 2024:

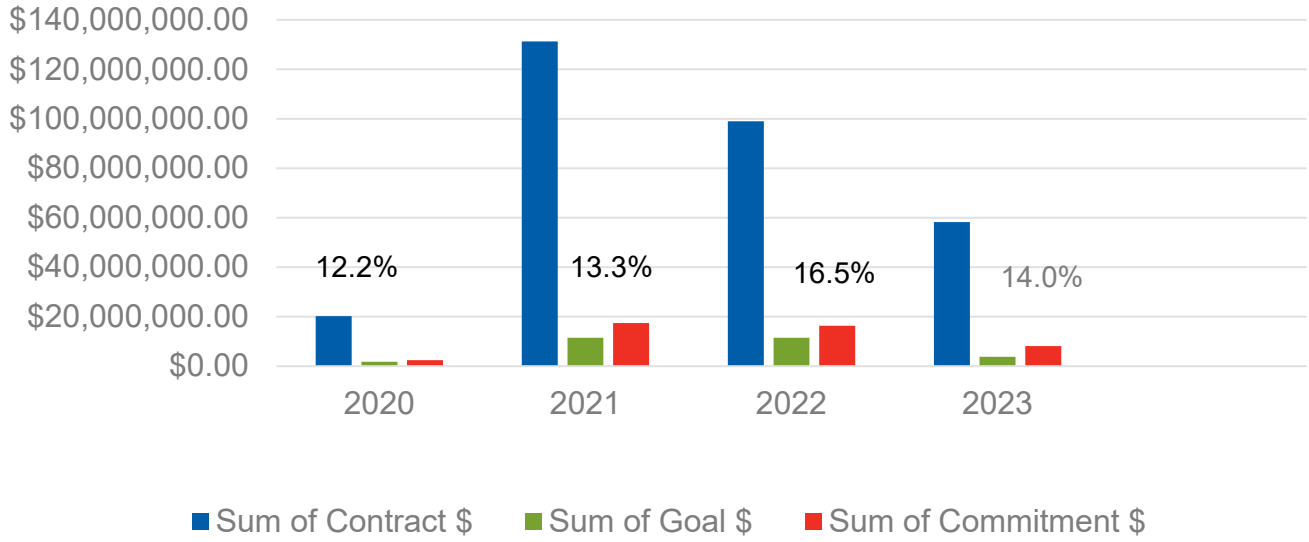
MCUB Firms Ethnicity	Women	Men
Black American	\$0.00	\$65,250.00
Hispanic American	\$0.00	\$0.00
Native American	\$0.00	\$0.00
Asian-Pacific American	\$0.00	\$0.00
Subcontinent Asian Americans	\$1,200,000.00	\$0.00
Non-Minority	\$1,835,975.53	\$0.00

Total MCUB Commitments By Division Q2 2024:



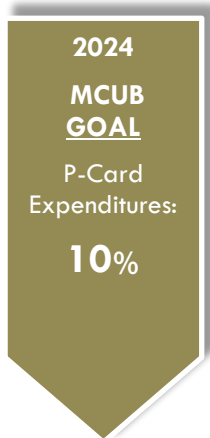
Division	Sum of Contract \$	Sum of Goal \$	Commitment \$	MCUB %
CD	\$59,770.00	\$0.00	\$0.00	0.0%
MCES	\$12,675,280.72	\$774,037.08	\$1,152,956.27	9.1%
Metro Transit	\$12,662,859.51	\$186,105.04	\$748,269.26	5.9%
MTS	\$4,026,834.00	\$0.00	\$0.00	0.0%
RA	\$8,000,697.64	\$0.00	\$1,200,000.00	15.0%
Total	\$35,320,553.75	\$960,142.12	\$3,101,225.53	8.3%

Historical MCUB Commitment Data:



MCUB Payment Data

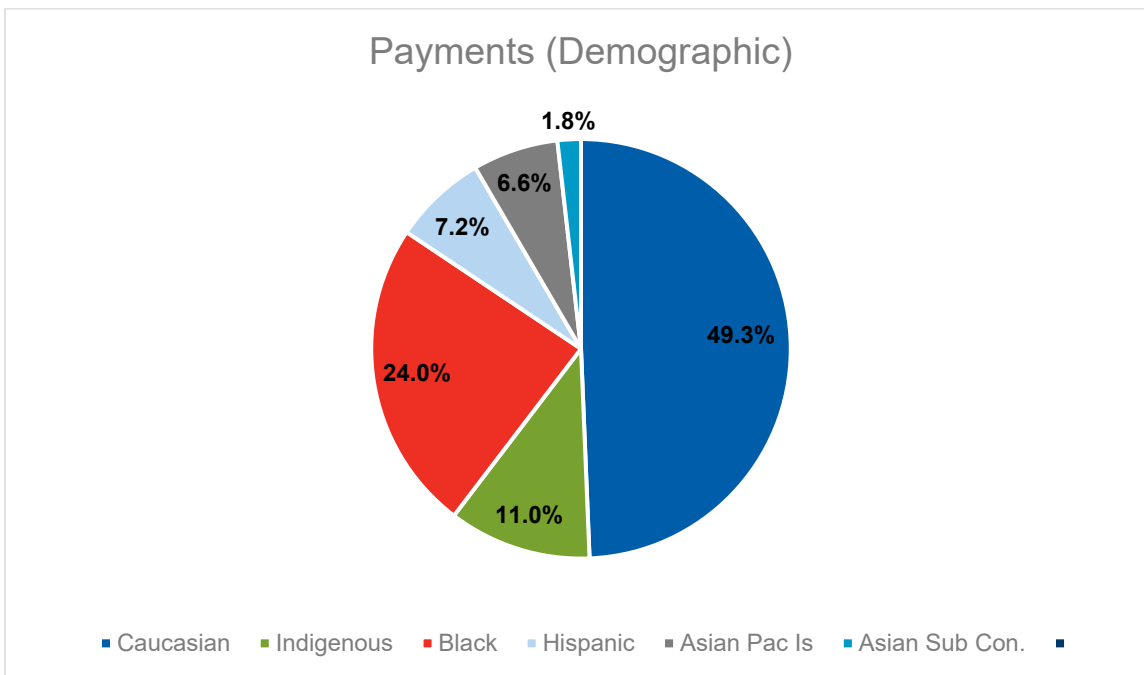
Total P-Card Expenditures Q2 2024:



Division	P-Card Total	P-Card Exclude	P-Card Include	P-Card MCUB	% MCUB
Metro Transit	\$944,325.54	\$118,947.96	\$825,377.58	\$16,483.30	2.0%
MCES	\$211,688.76	\$38,161.59	\$173,527.17	\$2,412.53	1.4%
RA	\$277,254.09	\$88,867.09	\$188,387.00	\$11,227.30	6.0%
MTS	\$13,121.83	\$8,777.27	\$4,344.56	\$729.85	16.8%
CD	\$37,884.89	\$26,517.83	\$11,367.06	\$1,996.33	17.6%
Total	\$1,484,275.11	\$281,271.74	\$1,203,003.37	\$32,849.31	2.7%

Total MCUB Payments Q2 2024 = \$6,217,939.36

MCUB Payments \$					
Ethnicity	PO Goods & Svcs. MCUB	PO Const. MCUB	Sub Contractor MCUB	P-Card MCUB	Total
Caucasian	\$2,049,326.45	\$0.00	\$993,391.16	\$22,310.01	\$3,065,027.62
Indigenous	\$179,160.69	\$0.00	\$505,089.59	\$1,503.80	\$685,754.08
Black	\$1,360,660.13	\$0.00	\$122,180.98	\$8,004.90	\$1,490,846.01
Hispanic	\$61,863.44	\$0.00	\$387,604.34	\$106.60	\$449,574.38
Asian PI	\$268,870.19	\$138,723.97	\$3,721.11	\$897.00	\$412,212.27
Asian SC	\$94,242.50	\$0.00	\$20,282.50	\$0.00	\$114,525.00
Total	\$4,014,123.40	\$138,723.97	\$2,032,269.68	\$32,822.31	\$6,217,939.36



Number of Unique MCUB Firms	Female	Male
Black American	8	16
Hispanic American	3	8
Native American	4	4
Asian-Pacific American	5	5
Subcontinent Asian Americans	0	3
Non-Minority	71	7

2024 Q2 MCUB Highlights:

MCUB Direct Spend Success (Micro purchases up to \$25K)

Q2 2023 MCUB Direct Spend was 19%

Q2 2024 MCUB Direct Spend was 27%

MCUB Emergency Declaration MCUB Award

Professional Engineering Services-\$55,828.00 (Construction Inspection Services)

MCUB State Contract Success

Phusion LLC-\$50,108.14 (Floor Scrubbers)

Paragon Paving Inc-\$99,760.00 (Parking Lot Paving)

MCUB Partnership with New Flyer

B & L started as a distributor of New Flyer components in September 2022. They are now expanding operations in other jurisdictions.

Spend with B&L in Q3 2022 was \$26,476.98

Spend with B&L in Q4 2022 was \$115,398.82

Spend with B&L in Q1 2023 was \$175,036.03

Spend with B&L in Q2 2023 was \$388,252.35

Spend with B&L in Q1 2024 was \$349,547.48

Q2 spend in 2024 was \$288,265.99

MCUB Partnership with Gillig

MA Associates Started as a distributor of Gillig components in September 2023. Since the Partnership with Gillig, MA Associates has been able to hire three additional employees.

Q1 spend in 2023 was \$322,319.83

Q2 spend in 2023 was \$254,838.05

Q1 spend in 2024 was \$743,373.09

Q2 spend in 2024 was \$798,723.76

Contract 23P043-Support Services for MCUBs was awarded to Project Solutions, Inc.

Type of Service	# of MCUBs Attended
Orientation	23
Construction Safety	15
Bidding & Estimating	19
How to Respond to an RFP	17
Managing Contract Changes	8
One-on-One Business consultations	7
Total	89

Small Business Equity Audit Led by OEE0 conducted data analysis, internal and external engagement sessions.