



2024 Year End Procurement Summary



Procurement Summary: 2024 Year End

Monitoring spending trends

Category assessment allow prioritization of spend management.

- 95% of procurements for less than \$10,000.
- 80% of total spend in procurements greater than \$500,000
- What does this data tell us?
 - We can focus our efforts on the procurement methods for our largest and smallest purchases to streamline sourcing activities.
 - By sourcing our micro purchases through the direct select procurement method with Metropolitan Underutilized Businesses (MCUB), year end spend with MCUBs for micro purchases was 33% which is the highest amount in this category since Q1 2019.

Detailed data on appendix slide 26, 35

Procurement Summary: 2024 Year End

Strategic Sourcing - Process

- Procurement can develop a holistic sourcing strategy that reduces total costs, identifies and mitigates risk, adds value through purchases, and drives innovation, value, and the quality products and services to our partners.
 - Elevates decisions from short term transactional to long term transformative solutions.
 - Intake and assessment of our partners purchasing needs and the available tools, resources, and options to procure that align with our mission to provide timely, efficient, and compliant procurements of good and services.
 - Analysis of current market trends, capabilities, and restrictions allows for selection of the right sourcing strategy.

Procurement Summary: 2024 Year End

Strategic Sourcing –Expansion of Cooperative Purchasing

- Procurement presented to the Council Business Items 2024-301 and 2024-302 to enter into joint power agreements with Cooperative Purchasing Ventures to continue to leverage the advantages of this procurement method as a beneficial strategy.
- The use cooperative contracts are becoming more prevalent at the federal, state, and local levels as the procurement environment of cooperative contracts continues to expand the variety of goods and services available to government agencies.
- Cooperative purchasing can save significant time and money on contract production through solicitations as well as lower contract prices through the power of aggregation.

Detailed data on appendix slide 28, 31, 34

Invitation for Bids Highlights

Procurement of goods, non construction and construction projects through Invitation for Bids.

- Execution of multiple snow removal contracts for various Council locations.
- Hopkins Rail Support Facility
 - Final construction project for the Green Line Extension project

Detailed data on appendix slide 26, 29, 32, 36, 39, 42

Request for Proposals Highlights

Procurement of professional services through Request for Proposals

- Microtransit Services Expansion
- PeopleSoft Implementation Consultant –Enterprise Procure to Pay BPSI Project
- Increase in Master Contract Awards
 - This creates a pool of contractors available to provide specific services through work orders.
 - Allows the Council to retain multiple contractors for general services that we can anticipate future needs for use i.e., appraisal services, rail engineering services, interceptor and plant improvements, and environmental permitting assistance.

Other Processes Highlights

Procurement Exemptions, Sole Sources and CPV's

- Expansion and focus of procurement strategy to increase cooperative purchasing spend resulted in nearly half of all procurements (46%) in this category utilizing a Cooperative Purchasing Venture totaling 12.7M of spend.
- By utilizing these programs, the Council not only satisfies the statutory competitive bidding requirements, reduces the Procurement Action Lead Time (PALT) by contracting directly with vendors under established terms and conditions often at a reduced cost than if we solicited on our own as the CPV leverages all the members capability to purchase against the contract during their solicitation.



MCUB Participation Summary

Q3, Q4 and YE 2024



Ashanti Payne, Assistant Director Office of Equity and Equal Opportunity

Measuring Success



Commitments

- Construction & Contracted Services
- Tells us How we are doing right now!
- How compliance is assessed


Payments

- Environmental Protection Agency (EPA)/Public Facilities Authority (PFA)
- P-Card
- Individual Project
- Purchase Orders
- US DOT/FTA

Include Exclude Rules

Exclusion Categories

- Dues and Subscriptions
- Employment Advertising
- Federal/Local Match
- Grant Procurement
- Insurance Expenses
- Interagency Procurement
- Lease Payments
- Legal Notices
- License and Permit Fees
- Local Travel
- Non-Local Travel
- Other Procurement
- Pass-Through Grants
- Payroll and Benefits
- Payroll Clearing
- Postage
- Professional Development
- Rent
- Subscription Fees
- Travel
- Travel Expense
- Utilities Expense



Commitment Data



Commitment Data:

The Metropolitan Council Met the 14% Goal Q3 2024 but did not meet it in Q4

- Q4 Highest amount of awarded contract dollars, but low MCUB participation
- Q2 - lowest MCUB participation achievement since we started tracking
- Q1- highest achievement thus far for 2024
- Less than half the contracting dollars in Q3 than previous two quarters
- Trending lower in MCUB participation compared with the previous two years

Detailed data on appendix page 34

MCUB Commitments (Gender & Ethnicity)

Lack of equitable distribution across gender/racial categories in Q3

- More equitable distribution of \$ in Q4
- Black Americans had MCUB participation for men and women owned firms
- Significant contracting dollars awarded to Asian-Pacific Americans and Caucasian women

Detailed data provided on appendix slide 35 & 36

MCUB Commitments by Division Q3/Q4 2024

Two Divisions met the 14 percent MCUB participation goal

- Regional Administration has consistently met the goal in previous years and in Q1
- Regional Administration has failed to reach the 14% mark since Q1
- Community Development and Transportation Services had spend in Q3, but it was not MCUB eligible

Detailed data provided on appendix slide 37 & 38

Commitment Trend Data

MCUB participation has been trending up since 2020

- Highest participation in awarded contracts occurred in 2022
- The Metropolitan council has met the 14 percent MCUB goal the previous two years
- The Metropolitan Council exceeded the goal in 2024
- Significant increase in contracting dollars in 2024 over the previous years

Detailed data provided on appendix slide 39

Current Payment Data



P-Card Payments: 10% Goal

Met Council achieved 3.9 percent MCUB participation with P-Card payments in Q3

- Transportation Services was the one division that met the 10% goal in Q3
- Community Development achieved 9.2 percent MCUB Participation
- Both CD and MTS met the 10% goal in Q4

Detailed data provided on appendix slide 40 & 41

P-Card Trends

We are trending lower in 2024 compared previous years

- Highest MCUB participation with P-Card payments occurred in 2023
- Up until 2024 we were trending in the right direction

Detailed data provided on appendix slide 42

MCUB Payments Q3/Q4 2024

We had payment distribution to MCUBs across all racial and gender categories

- Highest percentage of payments went to Caucasian women
- Next highest was Black Americans
- Zero direct payments to MCUBs for construction in Q3
- Direct PO payment data is the best data source we currently have for payments.

Detailed data provided on appendix slide 43 & 44

PO Payments (Construction) Trend Data

We made \$198,346.92 direct payments to MCUB firms on construction projects in 2024

- All direct payments on construction projects went to Asian-Pacific Americans
- This is the one payment category where we can provide trend data
- Highest achievement over the last 3 years occurred in 2022
- Trend data reflects the absence of planning
- Data is reflective of outcomes and what we heard from small businesses that participated in the SBEA survey

Detailed data provided on appendix slide 45

Sustainability

Metropolitan Council made payments to 138 unique MCUB firms Q3 2024 & 151 in Q4

- Caucasian women-owned firms received the majority of payments in Q3
- Black American-owned firms were the second highest # of firms that received payments from the Council
- Payments made to MCUB firms in Q3 were distributed across all racial and gender categories except for Subcontinent Asian women-owned firms
- # of MCUB firms participating increased for caucasian women, Native American & Asian-Pacific-owned firms.
- There was no decrease in participating firms in any of the racial categories.

Detailed data provided on appendix slide 46 & 47

2024 Q3 MCUB Highlights

MCUB Direct Spend Success (Micro purchases up to \$25K)

Q3 2023 MCUB Direct Spend was 23%

Q3 2024 MCUB Direct Spend was 32% (Highest Quarter in Data Set going back to Q1 2019)

MCUB State Contract Success

Vaske Computer DBA Collier-\$74,747.30 (IS Support)

MCUB Select Success

Paragon Restoration-\$45,266.00 (Electrical Box Repair)

MCUB Partnership with New Flyer

B & L started as a distributor of New Flyer components in September 2022. They are now expanding operations in other jurisdictions.

Spend with B&L in Q3 2022 was \$26,476.98

Spend with B&L in Q4 2022 was \$115,398.82

Spend with B&L in Q1 2023 was \$175,036.03

Spend with B&L in Q2 2023 was \$388,252.35

Spend with B&L in Q1 2024 was \$349,547.48

Q2 spend in 2024 was \$288,265.99

Q3 spend in 2024 was \$313,788.82

MCUB Partnership with Gillig

MA Associates Started as a distributor of Gillig components in September 2023. Since the Partnership with Gillig, MA Associates has been able to hire three additional employees.

Q1 spend in 2023 was \$322,319.83

Q2 spend in 2023 was \$254,838.05

Q1 spend in 2024 was \$743,373.09

Q2 spend in 2024 was \$798,723.76

Q3 spend in 2024 was \$1,046,771.89

Contract 23P043 – Support Services for MCUBs Awarded to Project Solutions

31 MCUB firms took advantage of the training and supportive services offered by the Metropolitan Council Q3 2024 & 42 in Q4

- Bidding & Estimating, How to Respond to an RFP & the One-on-One Business Consultations continue to be the most popular trainings & services
- Courses will continue to be offered in Q4
- Our Quality Control process has informed our decision to add additional training & services in 2025

Detailed data provided on appendix slide 50 & 51

Thank You!

Jody Jacoby – Chief Procurement Officer
Jody.Jacoby@metc.state.mn.us

Ashanti Payne – Assistant Director, OEEEO
ashanti.payne@metc.state.mn.us

Appendix

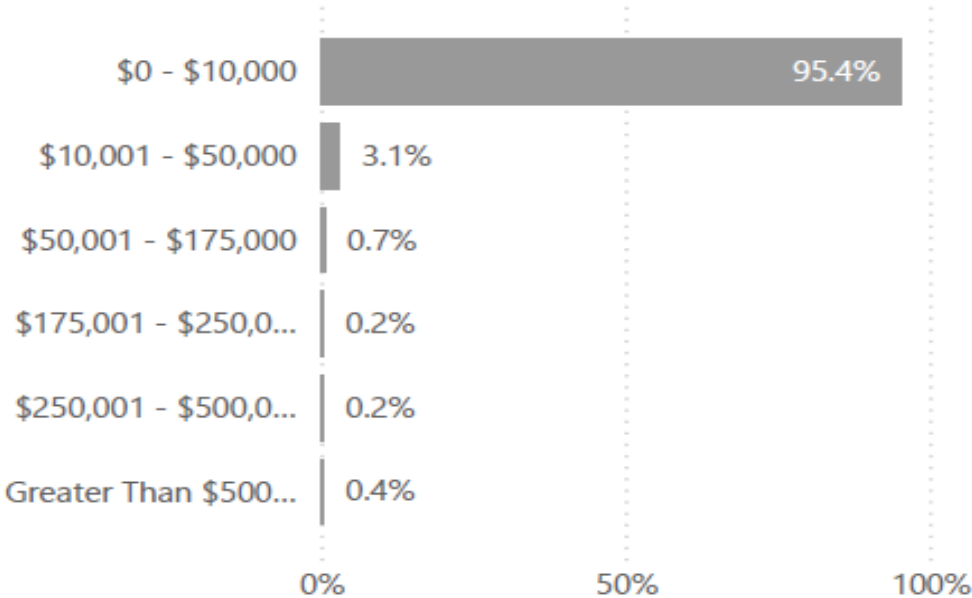


Procurement Summary: Quarter 3, 2024

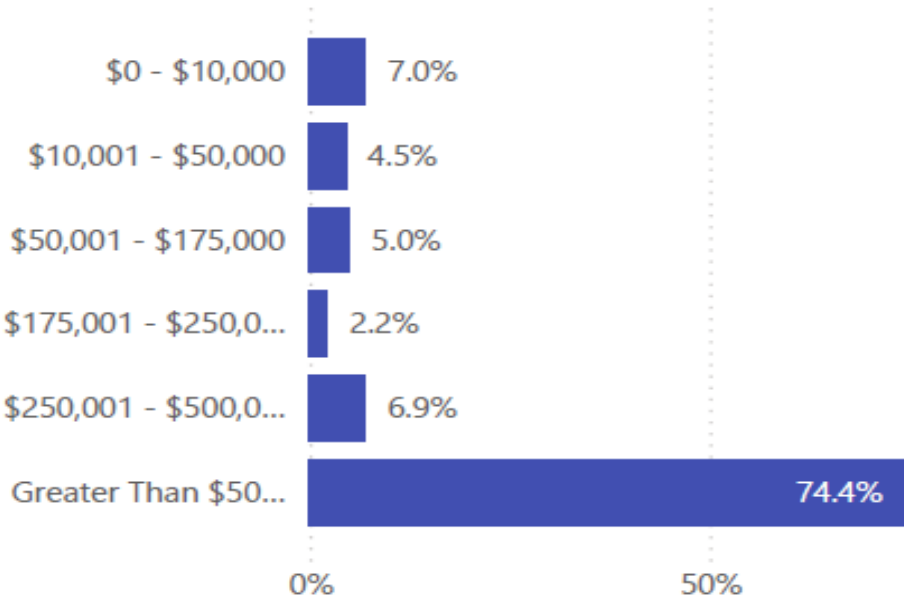
Procurement Summary Information: Quarter 3, 2024

Dollar Range	All Procurements	Total Value	Percent Value	YTD Procurements	YTD Total Value All
\$0 - \$10,000	7,916	\$8,171,173	7.0%	25,639	\$25,330,564
\$10,001 - \$50,000	261	\$5,288,568	4.5%	775	\$15,632,243
\$50,001 - \$175,000	60	\$5,829,280	5.0%	171	\$16,587,031
\$175,001 - \$250,000	13	\$2,631,848	2.2%	37	\$7,883,010
\$250,001 - \$500,000	20	\$8,141,012	6.9%	66	\$25,771,692
Greater Than \$500,000	31	\$87,183,981	74.4%	112	\$678,994,336
Total	8,301	\$117,245,861	100.0%	26,800	\$770,198,875

% of Procurements by Dollar Range



% of Total Value by Dollar Range



Invitation for Bids: \$175,001 – \$250,000

Details of Procurement Values Between \$175,001 - \$250,000

Quarter 3, 2024

Formal Invitation for Bid

Division	Contractor Name	Title	City	State	Contract Number	Total Value	MCUB/DBE Goal	MCUB/DBE Committed
MT	ZF NORTH AMERICA	Purchase 7 Transmissions for Buses	Northville	MI	24P176	\$177,246	0.0%	0.0%
MT	MORCON CONSTRUCTION CO INC	MTPD ADA Door Upgrades	Fridley	MN	24P131	\$179,000	8.0%	16.5%
MT	PCR BUILDERS	North Loop Garage Gutters and Heat Trace	Montrose	MN	23P193	\$201,138	12.0%	12.6%
MT	SNOW REMOVAL GROUP INC	Green Line OMF	Afton	MN	24P046	\$202,515	10.0%	10.0%
MT	MOBILE PRO SYSTEMS	Purchase Of (3) Expansion New Camera Trailers for Metro Transit Police Department	West St Paul	MN	24P229B	\$219,580	0.0%	0.0%

Request for Proposals: \$175,001 – \$250,000

Details of Procurement Values Between \$175,001 - \$250,000

Quarter 3, 2024

Request for Proposals

Division	Contractor Name	Title	City	State	Contract Number	Total Value	MCUB/DBE Goal	MCUB/DBE Committed
RA	PRINCIPAL BANK	General Banking, Custody and P-Card Services	Des Moines	IA	22P328C	\$200,000	0.0%	0.0%
RA	US BANK	General Banking, Custody and P-Card Services	St Paul	MN	22P328B	\$200,000	0.0%	0.0%
RA	VOYAGER APPRAISAL SERVICES LLC	Master Contracts for Appraisal Services	Roseville	MN	23P088I	\$200,000	4.0%	100.0%

Other Processes: \$175,001 – \$250,000

Details of Procurement Values Between \$175,001 - \$250,000

Quarter 3, 2024

Other Processes

Division	Solicitation Method	Contractor Name	Title	City	State	Contract Number	Total Value	MCUB/DBE Goal	MCUB/DBE Committed
MT	Cooperative Purchasing Agreements	LANO EQUIPMENT INC	Purchase (2) Expansion Bobcat Toolcats for Engineering and Facilities Gold-Line	Shakopee	MN	24P164	\$177,572	0.0%	0.0%
RA	Cooperative Purchasing Agreements	CARASOFT TECHNOLOGY GROUP	Commvault Backup Purchase for MS M365	Reston	VA	24P262	\$186,600	0.0%	0.0%
MTS	Sole source	VONTAS	Purchase of 688 Trapeze Ranger replacements for Metro Mobility and Transit Link - MTS	Dallas	TX	24P182	\$209,312	0.0%	0.0%
MT	Cooperative Purchasing Agreements	WHITE BEAR MITSUBISHI	Purchase (5) Expansion Vehicles for the Gold Line Relief Pilot	White Bear Lake	MN	24P186	\$229,085	0.0%	0.0%
MT	Cooperative Purchasing Agreements	FPI PAVING CONTRACTOR INC	Transfer Road-PH 2 Pavement Restoration	St. Paul	MN	24P243	\$249,800	0.0%	0.0%

Invitation for Bids: \$250,001 - \$500,000

Details of Procurement Values Between \$250,001 - \$500,000

Quarter 3, 2024

Formal Invitation for Bid

Division	Contractor Name	Title	City	State	Contract Number	Total Value	MCUB/DBE Goal	MCUB/DBE Committed
MT	ALLIED BLACKTOP	Pavement Rehabilitation at 2 transit facilities	Maple Grove	MN	24P107	\$358,194	11.0%	25.0%
MT	APADANA LLC	East Metro Electrification: Gold Line Charging Infrastructure	New Hope	MN	24P153	\$388,777	13.0%	20.8%
MT	PREMIER ELECTRICAL CORP	Warehouse - Target Field Station Track Circuit Hardware Relocation	Brooklyn Park	MN	24P185	\$391,250	5.0%	8.0%

Request for Proposals: \$250,001 - \$500,000

Details of Procurement Values Between \$250,001 - \$500,000

Quarter 3, 2024

Request for Proposals

Division	Contractor Name	Title	City	State	Contract Number	Total Value	MCUB/DBE Goal	MCUB/DBE Committed
ES	BROWN AND CALDWELL	Master Contract for Wastewater Treatment Plant Environmental Permitting Assistance	San Francisco	CA	23P092B	\$400,000	17.0%	17.0%
RA	CM VALUATION CORP	Master Contracts for Appraisal Services	Minneapolis	MN	23P088G	\$400,000	4.0%	100.0%
RA	MM APPRAISAL LLC	Master Contracts for Appraisal Services	Columbus	MN	23P088H	\$400,000	4.0%	4.0%
MT	KIMLEY-HORN AND ASSOCIATES INC	North Loop Garage Plug-In Charger Design	St Paul	MN	23P228	\$425,000	15.0%	20.0%
MT	SRF CONSULTING GROUP INC	Fulfilling the FTA Title VI Requirements	Minneapolis	MN	23P141	\$447,718	10.0%	10.0%

Other Processes: \$250,001 - \$500,000

Details of Procurement Values Between \$250,001 - \$500,000

Quarter 3, 2024

Other Processes

Division	Solicitation Method	Contractor Name	Title	City	State	Contract Number	Total Value	MCUB/DBE Goal	MCUB/DBE Committed
MT	Cooperative Purchasing Agreements	ENTERPRISE HOLDINGS INC	Green Line LRT Extension Vehicle Rental	Kansas City	MO	24P152	\$252,843	0.0%	0.0%
RA	Sole source	ENFOTECH	iPACS / GovOnline / GovMobile software	North Brunswick	NJ	24M010	\$313,616	0.0%	0.0%
RA	Cooperative Purchasing Agreements	SKILLSOFT US LLC	Skillssoft Renewal	Nashua	NH	24P167	\$322,362	0.0%	0.0%
RA	Cooperative Purchasing Agreements	PARAGON DEVELOPMENT SYSTEMS INC	Firewall Replacement Project - Metro Transit	Detroit	MI	24P192	\$339,829	0.0%	0.0%
RA	Cooperative Purchasing Agreements	TOSHIBA AMERICA BUSINESS SOLUTIONS INC	Toshiba Managed Print Services	Buffalo	NY	24P180	\$361,479	0.0%	0.0%
ES	Cooperative Purchasing Agreements	ABUNDANT180 LLC	State Contract Purchases from MCUB Vendor Abundant 180	Minneapolis	MN	24P203	\$450,000	0.0%	0.0%
ES	Sole source	SCHWING BIOSET	Schwing Bioset Solids Pumping Equipment	Somerset	WI	24P201	\$450,000	0.0%	0.0%
ES	Sole source	VAN BERGEN & MARKSON INC	OEM replacement parts and service for the maintenance of Moyno brand equipment	Maple Grove	MN	24P215	\$450,000	0.0%	0.0%
ES	Sole source	JOHNSON CONTROLS FIRE PROTECTION LP	Johnson Controls Fire Protection LP	Palatine	IL	24P270	\$490,000	0.0%	0.0%
MT	Sole source	TWIN CITIES & WESTERN RAILROAD	Green Line Ext Project: Services Agreement with TCWR	Minneapolis	MN	24P163	\$499,950	0.0%	0.0%
MTS	Sole source	LUMINATOR TECHNOLOGY GROUP	Luminator Camera System Order - MTS Phase I	Chicago	IL	24P193	\$499,994	0.0%	0.0%
MT	Exemption	XCEL ENERGY	BLE Professional Services Agreement with Northern States Power Company dba Xcel Energy	Carol Stream	IL	24M050	\$500,000	0.0%	0.0%

Invitation for Bids: > \$500,000

Details of Procurement Values Between Greater Than \$500,000

Quarter 3, 2024

Formal Invitation for Bid

Division	Contractor Name	Title	City	State	Contract Number	Total Value	MCUB/DBE Goal	MCUB/DBE Committed
MT	BLUESKY ELECTRIC COMPANY LLC	HVAC Variable Frequency Drive (VFD) Replacement at East Metro Garage	Brooklyn Park	MN	24P097	\$658,000	10.0%	100.0%
MT	SAFETY SIGNS LLC	Hennepin / Lyndale Ave bus lane installation	Lakeville	MN	24P082	\$685,977	15.0%	81.2%
MT	SIEMENS MOBILITY INC	LRT-LRV Type 2 WBR Pantographs (TXbase number 1031160)	Sacramento	CA	24P038	\$905,758	0.0%	0.0%
MT	SEACHANGE	Pocket schedule printing and warehousing & Distribution	Plymouth	MN	24P009	\$975,940	5.0%	100.0%
ES	BORDER STATES ELECTRIC SUPPLY	Programmable Logic Controller Procurement	Minneapolis	MN	23P244	\$1,081,473	0.0%	0.0%
MT	AMERICAN LIBERTY CONSTRUCTION	Gold Line BRT - East Metro Garage Construction Project	Rockford	MN	23P110A	\$1,292,838	8.0%	19.8%
MT	JORGENSON CONSTRUCTION INC	Northstar Vehicle Maintenance Facility Addition	Coon Rapids	MN	24P019	\$2,345,101	16.0%	18.7%
ES	MUNICIPAL BUILDERS INC	Lift Station L73 Odor Control Improvements	Nowthen	MN	24P086	\$2,496,017	4.0%	5.4%
MT	SHAW-LUNDQUIST ASSOC INC	Hopkins Rail Support Facility Construction	Eagan	MN	23P171	\$14,141,522	18.0%	16.2%

Request for Proposals: > \$500,000

Details of Procurement Values Between Greater Than \$500,000

Quarter 3, 2024

Request for Proposals

Division	Contractor Name	Title	City	State	Contract Number	Total Value	MCUB/DBE Goal	MCUB/DBE Committed
ES	BARR ENGINEERING	Master Contract for Wastewater Treatment Plant Environmental Permitting Assistance	St Paul	MN	23P092A	\$700,000	17.0%	17.0%
RA	ENTERPRISE SOLUTIONS, INC	IT professional services and staff augmentation	Naperville	IL	22P172J	\$741,928	0.0%	0.0%
RA	LAKE STATE REALTY SERVICES INC	Master Contracts for Appraisal Services	White Bear Lake	MN	23P088F	\$875,000	4.0%	100.0%
RA	VALBRIDGE PROPERTY ADVISORS	Master Contracts for Appraisal Services	Overland Park	KS	23P088E	\$875,000	4.0%	4.0%
ES	STANTEC CONSULTING SERVICES	Master Contract for Wastewater Treatment Plant Environmental Permitting Assistance	Chicago	IL	23P092C	\$900,000	17.0%	17.0%
MT	TOLTZ KING DUVAL ANDERSON & A	Master Contracts for Rail Engineering Services	St Paul	MN	23P194D	\$1,000,000	12.0%	12.0%
RA	DIVERSIFIED REAL ESTATE SERVICES INC	Master Contracts for Appraisal Services	Minneapolis	MN	23P088D	\$1,000,000	4.0%	0.0%
RA	RLS VALUATION INC	Master Contracts for Appraisal Services	Eagan	MN	23P088C	\$1,000,000	4.0%	4.0%
ES	INDUCTIVE AUTOMATION LLC	Environmental Services HMI Software	Folsom	CA	22P273	\$1,106,050	0.0%	0.0%
RA	INTEGRA REALTY RESOURCES MPLS ST PAUL	Master Contracts for Appraisal Services	Minneapolis	MN	23P088B	\$1,250,000	4.0%	4.0%
MT	HDR ENGINEERING INC	Master Contracts for Rail Engineering Services	Chicago	IL	23P194B	\$1,500,000	12.0%	12.0%
MT	KIMLEY-HORN AND ASSOCIATES INC	Master Contracts for Rail Engineering Services	St Paul	MN	23P194A	\$1,500,000	12.0%	12.0%
RA	PATCHIN MESSNER VALUATION COUNSELORS	Master Contracts for Appraisal Services	Burnsville	MN	23P088A	\$1,500,000	4.0%	4.0%
MTS	FIRST TRANSIT INC	2024 Small Bus Transit Service	Burnsville	MN	23P148	\$27,491,000	1.0%	4.5%

Other Processes: > \$500,000

Details of Procurement Values Between Greater Than \$500,000

Quarter 3, 2024

Other Processes

Division	Solicitation Method	Contractor Name	Title	City	State	Contract Number	Total Value	MCUB/DBE Goal	MCUB/DBE Committed
MT	Sole source	SIEMENS MOBILITY INC	Siemens WayConneX Track Circuit Advance Procurement	Sacramento	CA	24P125	\$627,445	0.0%	0.0%
MTS	Sole source	VONTAS	Transit Master Technology Purchase - MTS	Dallas	TX	24P237	\$836,400	0.0%	0.0%
RA	Cooperative Purchasing Agreements	MID-AMERICA BUSINESS SYSTEMS & EQUIPMENT	Document Scanning and Indexing	Minneapolis	MN	24P157	\$841,800	0.0%	0.0%
RA	Cooperative Purchasing Agreements	VASKE COMPUTER DBA COLLIER IT	Oracle Annual Renewal	St Paul	MN	24P245	\$1,521,174	0.0%	0.0%
MT	Sole source	GIRO INC	HASTUS Upgrade with GIRO	Montreal	QC	23P243	\$1,704,529	0.0%	0.0%
RA	Cooperative Purchasing Agreements	PARAGON DEVELOPMENT SYSTEMS INC	Comprehensive Security Platform	Detroit	MI	24P210	\$4,500,000	0.0%	0.0%
MT	Sole source	GENFARE LLC	Fastfare Farebox Upgrade	Atlanta	GA	24P209	\$4,508,658	0.0%	0.0%
MT	Sole source	CUBIC TRANSPORTATION SYSTEMS INC	Fare Collection Equipment	Los Angeles	CA	24P214	\$6,622,371	0.0%	0.0%

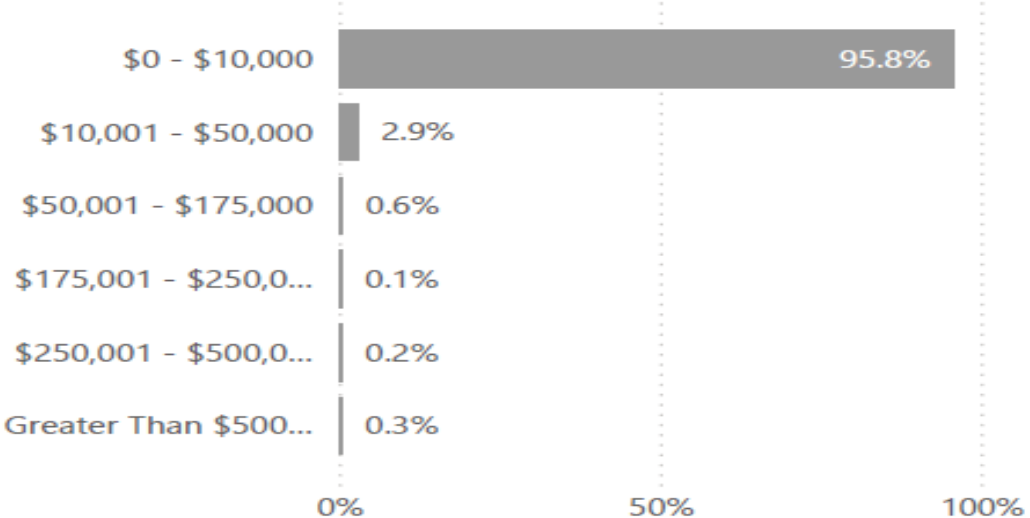
Procurement Summary: Quarter 4, 2024

Metropolitan Council

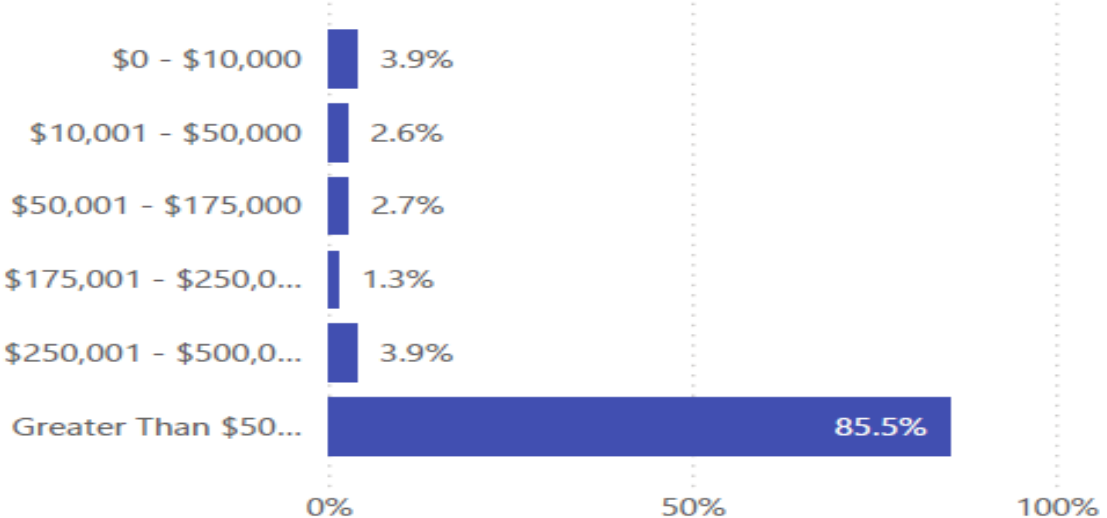
Procurement Summary Information: Quarter 4, 2024

Dollar Range	All Procurements	Total Value	Percent Value	YTD Procurements	YTD Total Value All
\$0 - \$10,000	8,903	\$8,266,589	3.9%	35,526	\$34,042,351
\$10,001 - \$50,000	273	\$5,475,750	2.6%	1,048	\$21,069,099
\$50,001 - \$175,000	54	\$5,685,154	2.7%	225	\$22,276,122
\$175,001 - \$250,000	13	\$2,815,051	1.3%	52	\$11,191,265
\$250,001 - \$500,000	21	\$8,219,011	3.9%	91	\$35,291,702
Greater Than \$500,000	25	\$179,157,096	85.5%	140	\$866,666,092
Total	9,289	\$209,618,651	100.0%	37,082	\$990,536,630

% of Procurements by Dollar Range



% of Total Value by Dollar Range



Invitation for Bids: \$175,001 – \$250,000

Details of Procurement Values Between \$175,001 - \$250,000

Quarter 4, 2024

Formal Invitation for Bid

Division	Contractor Name	Title	City	State	Contract Number	Total Value	MCUB/DBE Goal	MCUB/DBE Committed
MT	STONEPROS LLC DBA SNOW PROS	Nicollet Garage Snow Removal 2024	Hopkins	MN	24P048	\$210,015	9.0%	9.0%
MT	STONEPROS LLC DBA SNOW PROS	Transfer Rd Snow Removal	Hopkins	MN	24P043	\$210,015	10.0%	10.0%
MT	STONEPROS LLC DBA SNOW PROS	OHB Snow Removal 2024	Hopkins	MN	24P047	\$229,215	9.0%	50.0%

Request for Proposals: \$175,001 – \$250,000

Details of Procurement Values Between \$175,001 - \$250,000

Quarter 4, 2024

Request for Proposals

Division	Contractor Name	Title	City	State	Contract Number	Total Value	MCUB/DBE Goal	MCUB/DBE Committed
ES	HAZEN AND SAWYER	Master Contract for Financial Analyses for White Bear Lake Area Comprehensive Plan	St Paul	MN	24P055	\$200,000	3.0%	3.0%
ES	KIMLEY-HORN AND ASSOCIATES INC	Master Contracts for Interceptor and Plant Rehabilitation and Improvements	St Paul	MN	23P156C	\$250,000	21.0%	21.0%
RA	KODET ARCHITECTURAL GROUP LTD	390 Robert St Space Planning RFP	Minneapolis	MN	24P154	\$249,760	10.0%	89.3%
ES	WSB & ASSOCIATES	Master Contracts for Interceptor and Plant Rehabilitation and Improvements	Golden Valley	MN	23P156D	\$250,000	21.0%	28.0%

Other Processes: \$175,001 – \$250,000

Details of Procurement Values Between \$175,001 - \$250,000

Quarter 4, 2024

Other Processes

Division	Solicitation Method	Contractor Name	Title	City	State	Contract Number	Total Value	MCUB/DBE Goal	MCUB/DBE Committed
RA	Cooperative Purchasing Agreements	PARAGON DEVELOPMENT SYSTEMS INC	MT Nicollet Garage WIFI Refresh	Detroit	MI	24P299	\$191,537	0.0%	0.0%
RA	Sole source	VERIZON COMMUNICATIONS INC	Verizon Wireland Azure Circuits	Newark	NJ	24P317	\$198,206	0.0%	0.0%
ES	Sole source	GULF ATLANTIC PUMP AND DREDGE LLC	Gulf Atlantic Pump and Dredge	Lake City	FL	24P274	\$200,000	0.0%	0.0%
ES	Sole source	IDEXX	Idexx Blanket PO	Atlanta	GA	24P312	\$200,000	0.0%	0.0%
MT	Proposals	CSCHED USA	Master Contract for Scheduling Support Services	Laval	QC	24P062	\$210,505	0.0%	0.0%
MT	Quotes	SUREFITTERS	Outfitting for 3 E&F Tech Truck for Orange Line	Minneapolis	MN	24P255	\$215,798	0.0%	0.0%

Invitation for Bids: \$250,001 - \$500,000

Details of Procurement Values Between \$250,001 - \$500,000

Quarter 4, 2024

Formal Invitation for Bid

Division	Contractor Name	Title	City	State	Contract Number	Total Value	MCUB/DBE Goal	MCUB/DBE Committed
MT	CREATIVE STONE EVOLUTIONS INC	South Garage Snow Removal 2024	Afton	MN	24P050	\$250,215	9.0%	75.0%
MT	STONEPROS LLC DBA SNOW PROS	Blue line Snow Removal (OMF, MOW, and RSF)	Hopkins	MN	24P045	\$260,015	10.0%	10.0%
MT	STONEPROS LLC DBA SNOW PROS	East Metro Garage Snow Removal 2024	Hopkins	MN	24P049	\$300,030	9.0%	9.0%
MT	STONEPROS LLC DBA SNOW PROS	Big lake NorthStar Support Facility Snow Removal	Hopkins	MN	24P044	\$300,150	8.0%	8.0%

Request for Proposals: \$250,001 - \$500,000

Details of Procurement Values Between \$250,001 - \$500,000

Quarter 4, 2024

Request for Proposals

Division	Contractor Name	Title	City	State	Contract Number	Total Value	MCUB/DBE Goal	MCUB/DBE Committed
ES	BARR ENGINEERING	Master Contract for Water Supply Studies and Technical Analyses for WBL Comprehensive Plan	St Paul	MN	24P056A	\$500,000	3.0%	3.0%
ES	KIMLEY-HORN AND ASSOCIATES INC	Master Contract for Water Supply Studies and Technical Analyses for WBL Comprehensive Plan	St Paul	MN	24P056B	\$500,000	3.0%	5.0%
ES	SHORT ELLIOTT HENDRICKSON INC	Master Contract for Water Supply Studies and Technical Analyses for WBL Comprehensive Plan	St Paul	MN	24P056C	\$500,000	3.0%	3.0%
MT	CHESS INC	Frontline Job Hazard Analysis	W St Paul	MN	23P227	\$500,000	10.0%	95.0%

Other Processes: 250,001 - \$500,000

Details of Procurement Values Between \$250,001 - \$500,000

Quarter 4, 2024

Other Processes

Division	Solicitation Method	Contractor Name	Title	City	State	Contract Number	Total Value	MCUB/DBE Goal	MCUB/DBE Committed
RA	Cooperative Purchasing Agreements	NOW MICRO INC	Now Micro-MTS Driver Mate Project	Mendota Heights	MN	25P006	\$274,900	0.0%	0.0%
MT	Cooperative Purchasing Agreements	ASPEN EQUIP LLC A DIV OF MGX EQUIP SERVS	Replacement Vehicle for (N-0369) LRT Signals Truck	Milwaukee	WI	24P253	\$282,364	0.0%	0.0%
RA	Sole source	HITACHI DIGITAL SERVICES LLC	Hitachi	Dallas	TX	24P250	\$283,338	0.0%	0.0%
MT	Cooperative Purchasing Agreements	MOTOROLA SOLUTIONS INC	Motorola Radio Purchase	Chicago	IL	24P279	\$324,123	0.0%	0.0%
RA	Cooperative Purchasing Agreements	ZAYO GROUP HOLDINGS LLC	Allstream Sourcewell Renewal - Unified Communications Maintenance Agreement	Minneapolis	MN	25P026	\$357,701	0.0%	0.0%
MT	Sole source	BBM RAILWAY EQUIPMENT LLC	Blue/Green Line Macton Repairs, Inspections and Replacement of Oil	Youngstown	OH	24P247	\$366,577	0.0%	0.0%
MT	Sole source	TRAPEZE SOFTWARE GROUP INC	TransitMaster Turn by Turn and Device Manager Implementation	Dallas	TX	24P219	\$411,078	0.0%	0.0%
MTS	Sole source	TRAPEZE SOFTWARE GROUP INC	Trapeze Ranger Purchase	Dallas	TX	24P310	\$417,440	0.0%	0.0%
MTS	Cooperative Purchasing Agreements	INSIGHT PUBLIC SECTOR INC	Purchase Cradlepoint routers and associated hardware	Dallas	TX	24P264	\$449,385	0.0%	0.0%
MT	Sole source	CUBIC TRANSPORTATION SYSTEMS INC	Cubic Yearly Sole Source Equipment Repair MPO	Los Angeles	CA	24P305	\$480,000	0.0%	0.0%
MT	Micro Purchases	GENFARE LLC	Genfare Yearly Sole Source	Atlanta	GA	24P307	\$480,000	0.0%	0.0%
MT	Cooperative Purchasing Agreements	INSIGHT PUBLIC SECTOR INC	Heywood Garage Modernization Network Equipment	Dallas	TX	24P294	\$489,684	0.0%	0.0%
ES	Cooperative Purchasing Agreements	ACRE WORKPLACE	Regional Maintenance Facility Expansion	St Louis Park	MN	24P306	\$492,010	0.0%	0.0%

Invitation for Bids: > \$500,000

Details of Procurement Values Between Greater Than \$500,000

Quarter 4, 2024

Formal Invitation for Bid

Division	Contractor Name	Title	City	State	Contract Number	Total Value	MCUB/DBE Goal	MCUB/DBE Committed
MT	STONEPROS LLC DBA SNOW PROS	Minneapolis Campus Facilities Snow Removal	Hopkins	MN	24P042	\$600,030	10.0%	10.0%
MT	PROGRESS RAIL SERVICES	Blue Line State of Good Repair (BLSOGR3) Special Trackwork	Chicago	IL	24P155	\$1,450,041	0.0%	0.0%
MT	RESTORATION AND CONSTRUCTION SRVCS LLC	East Metro Transit Facility-Parking Deck Topping Slab Replacement	Clearwater	MN	24P099	\$2,346,500	15.0%	44.3%
ES	MINGER CONSTRUCTION INC	7031-9003 Siphon Outlet Structures and 7030 FM Improvements	Jordan	MN	24P181	\$3,892,939	5.0%	11.2%

Request for Proposals: > \$500,000

Details of Procurement Values Between Greater Than \$500,000

Quarter 4, 2024

Request for Proposals

Division	Contractor Name	Title	City	State	Contract Number	Total Value	MCUB/DBE Goal	MCUB/DBE Committed
MTS	KIMLEY-HORN AND ASSOCIATES INC	Midtown Greenway Extension Planning Study	St Paul	MN	24P136	\$534,350	11.0%	19.0%
ES	Z COMPANIES INC	Master Contracts for Interceptor and Plant Rehabilitation and Improvements	Minneapolis	MN	23P156B	\$600,000	21.0%	100.0%
ES	HDR ENGINEERING INC	Master Contracts for Interceptor and Plant Rehabilitation and Improvements	Chicago	IL	23P156A	\$650,000	21.0%	21.0%
MTS	SPARE LABS INC	Software to Support Microtransit Service	Vancouver	BC	24P015	\$852,100	0.0%	0.0%
MTS	BOLTON & MENK INC	Metropolitan Highway System Harms Study	Mankato	MN	23P207	\$980,000	11.0%	29.0%
MT	HNTB CORPORATION	Master Contracts for Rail Engineering Services	Kansas City	MO	23P194C	\$1,000,000	12.0%	17.0%
RA	BAKER TILLY MUNICIPAL ADVISORS LLC	COBRA / Retiree Billing and Flexible Spending Account Administration Services	St Louis	MO	24P101	\$1,124,146	0.0%	0.0%
RA	BENEFITFOCUS.COM INC	On-line Benefit Enrollment Administration and ACA provider	New York	NY	24P057	\$1,258,000	0.0%	0.0%
ES	FBG SERVICE CORP	Janitorial Services - Metro Plant	Omaha	NE	24P091	\$1,422,500	20.0%	20.0%
MT	SRF CONSULTING GROUP INC	METRO H Line Planning Support and Concept Design	Minneapolis	MN	24P110	\$1,549,979	22.0%	23.0%
MT	JM FIBER OPTICS INC	Real-Time Sign Replacement Pilot and Implementation Project	Chino	CA	21P366B	\$1,897,715	3.0%	16.0%
RA	ICEBERG TECHNOLOGY GROUP	Consultant to Implement the Peoplesoft Software Modules	Shakopee	MN	23P023	\$1,998,080	5.0%	5.0%
MT	KIMLEY-HORN AND ASSOCIATES INC	METRO G Line - Engineering and Construction Administration Services	St Paul	MN	24P076	\$11,031,025	23.0%	24.0%
RA	SIERRA HEALTH AND LIFE INSURANCE CO INC	Post-65 Medical Insurance	Carol Stream	IL	24P007	\$28,193,000	0.0%	0.0%
MTS	GILLIG LLC	Purchase of 73 Replacement Forty-Foot Buses	Los Angeles	CA	19P122E	\$51,273,448	0.0%	0.0%
MTS	SCHMITTY & SONS	Microtransit Service 2024	Lakeville	MN	24P029	\$60,645,500	2.0%	3.1%

Other Processes: > \$500,000

Details of Procurement Values Between Greater Than \$500,000

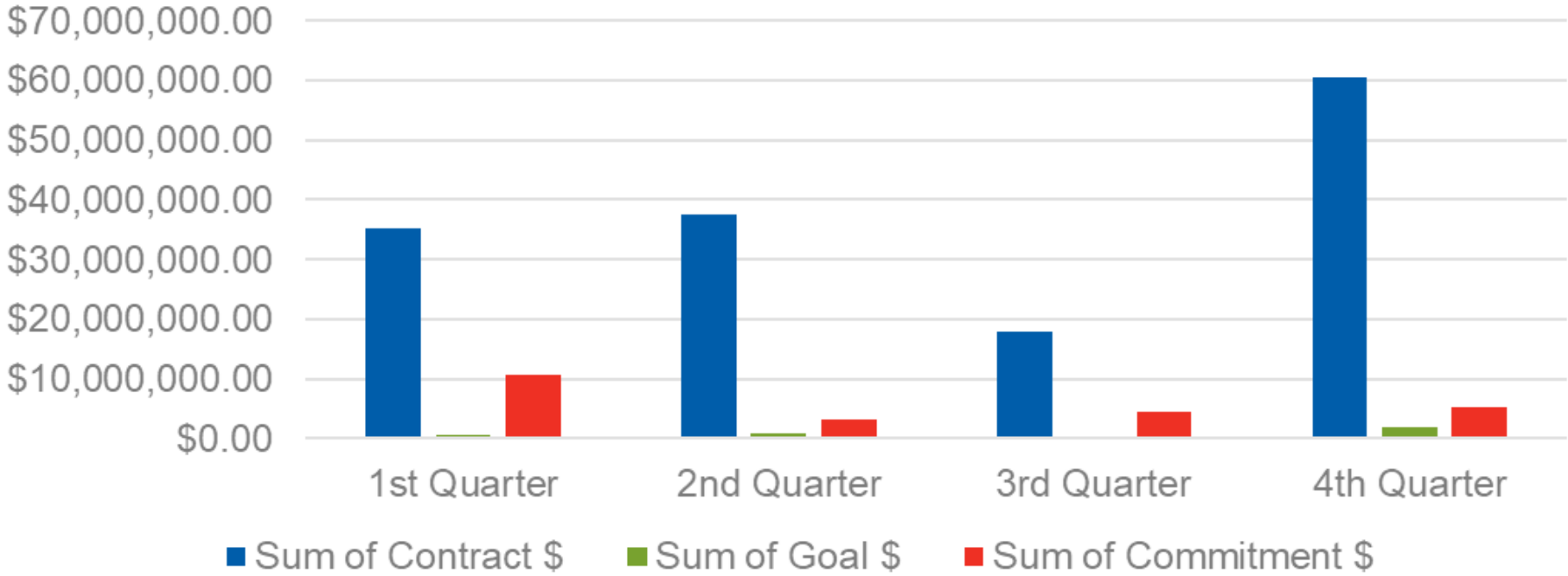
Quarter 4, 2024

Other Processes

Division	Solicitation Method	Contractor Name	Title	City	State	Contract Number	Total Value	MCUB/DBE Goal	MCUB/DBE Committed
ES	Cooperative Purchasing Agreements	FLEXIBLE PIPE TOOL CO	2025 Lift Station Cleaning Vac Truck	Cold Spring	MN	24P285	\$699,533	0.0%	100.0%
MT	Sole source	TRAPEZE SOFTWARE GROUP INC	TransitMaster Bus Hardware Upgrade Phase II	Dallas	TX	24P223	\$724,793	0.0%	0.0%
MTS	Sole source	LUMINATOR TECHNOLOGY GROUP	Luminator Camera System Phase II Expansion Order - 2024	Chicago	IL	24P238	\$1,146,316	0.0%	0.0%
ES	Sole source	ALFA LAVAL INC	Alfa Laval Dewatering Equipment Services	Pittsburgh	PA	25P003	\$1,500,000	0.0%	0.0%
RA	Sole source	TRAPEZE SOFTWARE GROUP INC	Trapeze - 5 year MTS Maintenance Agreement	Dallas	TX	22P150	\$1,787,101	0.0%	0.0%

Commitment Data:

Total MCUB Commitments for Construction & Contracted Services Q4 2024



Sum of Contract \$	Sum of Goal \$	Sum of Commitment \$	MCUB %	2024
\$35,320,553.75	\$522,529.22	\$10,669,053.00	30.2%	Q1
\$37,425,441.87	\$960,142.12	\$3,101,225.53	8.3%	Q2
\$17,877,007.86	\$370,822.95	\$4,522,222.76	25.3%	Q3
\$60,408,458.38	\$1,808,752.72	\$5,265,660.88	8.7%	Q4

MCUB Commitments (Gender & Ethnicity) Q3 2024

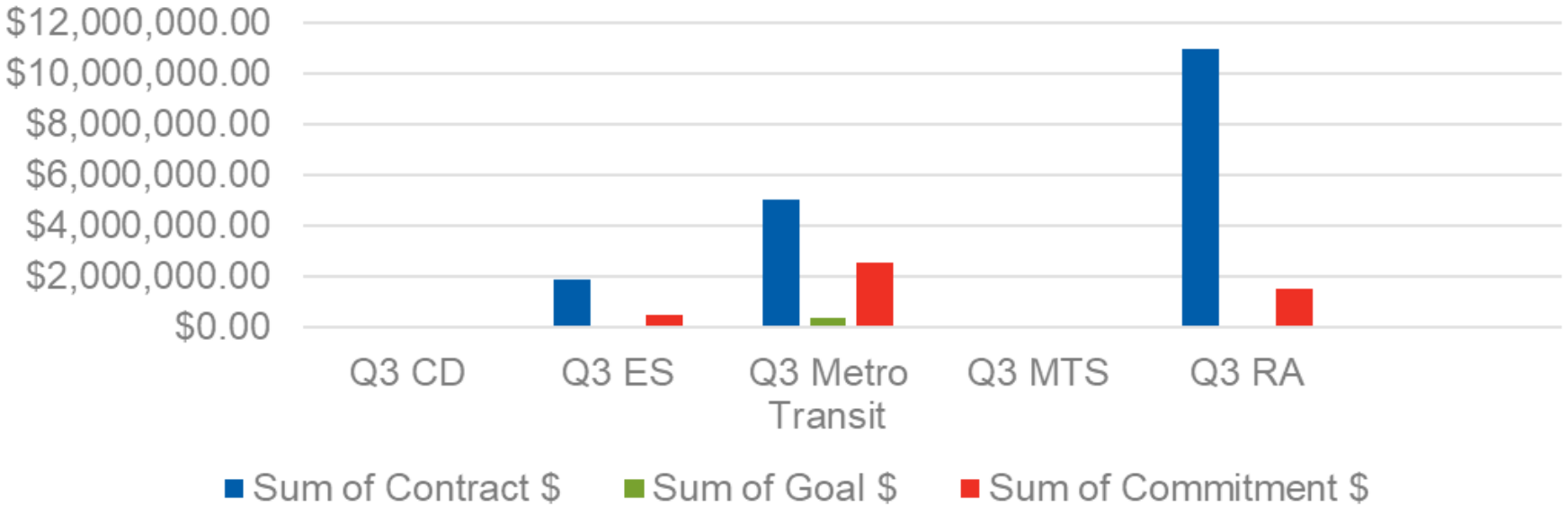
MCUB Firms Ethnicity	Women	Men
Black American	\$46,500.00	\$494,771.80
Hispanic American	\$0.00	\$0.00
Native American	\$0.00	\$0.00
Asian-Pacific American	\$0.00	\$839,896.50
Subcontinent Asian Americans	\$0.00	\$0.00
Caucasian	\$3,391,844.71	\$0.00

MCUB Commitments (Gender & Ethnicity) Q4 2024

MCUB Firms Ethnicity	Women	Men
Black American	\$52,500.00	\$574,346.00
Hispanic American	\$0.00	\$15,000.00
Native American	\$0.00	\$12,500.00
Asian-Pacific American	\$671,500.00	\$966,700.00
Subcontinent Asian Americans	\$0.00	\$25,000.00
Caucasian	\$2,948,114.88	\$0.00

MCUB Commitments by Division Q3 2024

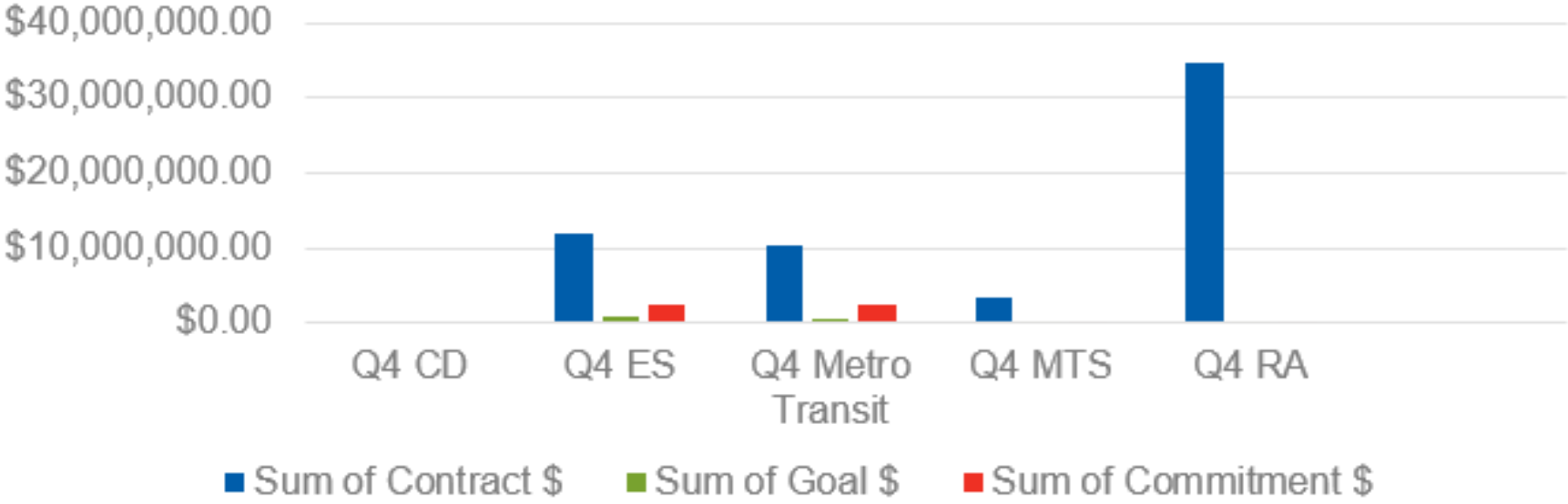
Total MCUB Commitments by Division – Construction and Contracted Services Q3 2024:



Division	Sum of Contract \$	Sum of Goal \$	Commitment \$	MCUB %
CD	\$0.00	\$0.00	\$0.00	0.0%
ES	\$1,840,000.00	\$0.00	\$450,000.00	24.5%
Metro Transit	\$5,043,831.42	\$370,822.95	\$2,551,048.28	50.6%
MTS	\$0.00	\$0.00	\$0.00	0.0%
RA	\$10,993,176.44	\$0.00	\$1,521,174.48	13.8%
Total	\$17,877,007.86	\$370,822.95	\$4,522,222.76	25.3%

MCUB Commitments by Division Q4 2024

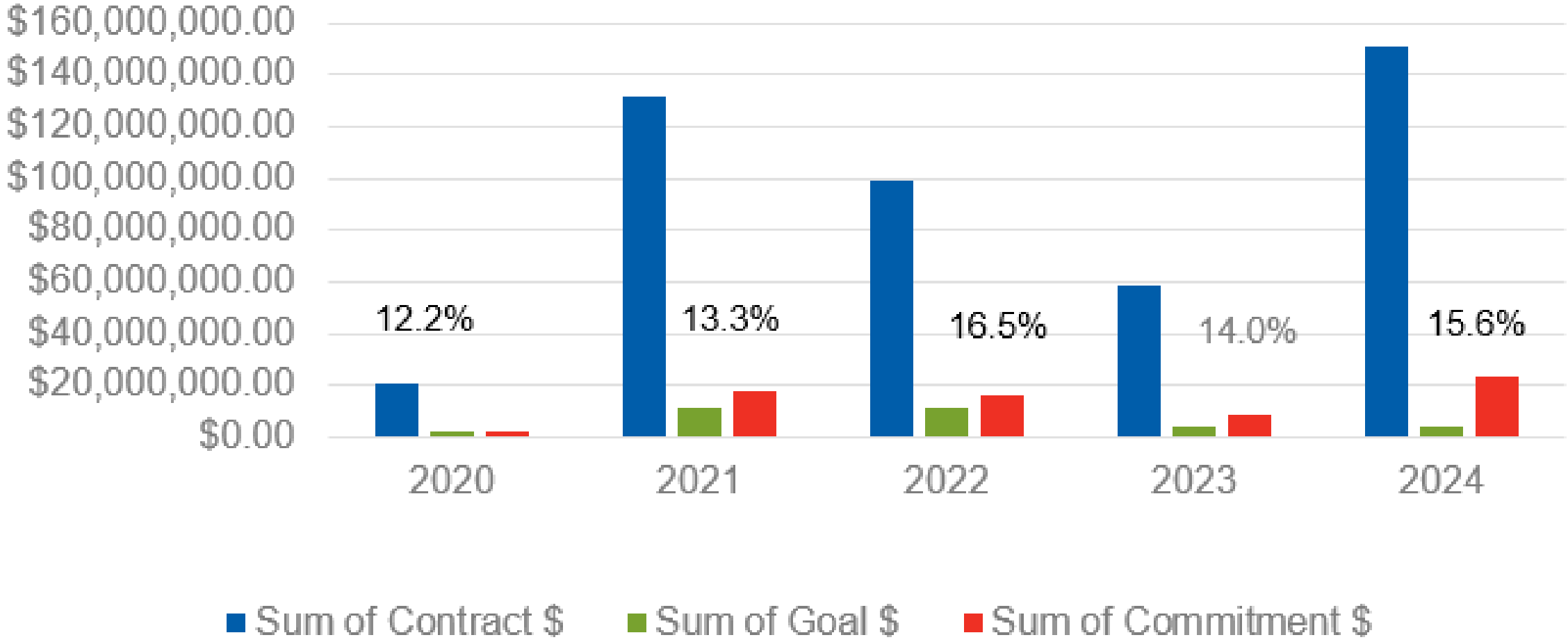
Total MCUB Commitments by Division – Construction and Contracted Services Q4 2024:



Division	Sum of Contract \$	Sum of Goal \$	Commitment \$	MCUB %
CD	\$0.00	\$0.00	\$0.00	0.0%
ES	\$11,994,182.22	\$930,856.93	\$2,554,507.48	24.0%
Metro Transit	\$10,265,131.27	\$723,380.65	\$2,389,935.40	23.0%
MTS	\$3,361,606.40	\$54,611.14	\$96,314.00	2.8%
RA	\$34,787,538.49	\$99,904.00	\$224,904.00	0.6%
Total	\$60,408,458.38	\$1,808,752.72	\$5,265,660.88	8.7%

Commitment Trend Data

Historical MCUB Commitment Data:



P-Card Payments Q3 2024: 10% Goal

Division	P-Card Total	P-Card Exclude	P-Card Include	P-Card MCUB	% MCUB
Metro Transit	\$1,070,847.15	\$146,669.63	\$924,177.52	\$35,559.36	3.9%
ES	\$216,924.52	\$39,011.63	\$177,912.89	\$5,559.27	3.1%
RA	\$294,064.23	\$162,996.29	\$131,067.94	\$4,252.11	3.2%
MTS	\$27,455.55	\$22,562.26	\$4,893.29	\$1,034.13	21.1%
CD	\$48,810.65	\$25,404.37	\$23,406.28	\$2,163.17	9.2%
Total	\$1,658,102.10	\$396,644.18	\$1,261,457.92	\$48,568.04	3.9%

P-Card Payments Q4 2024: 10% Goal

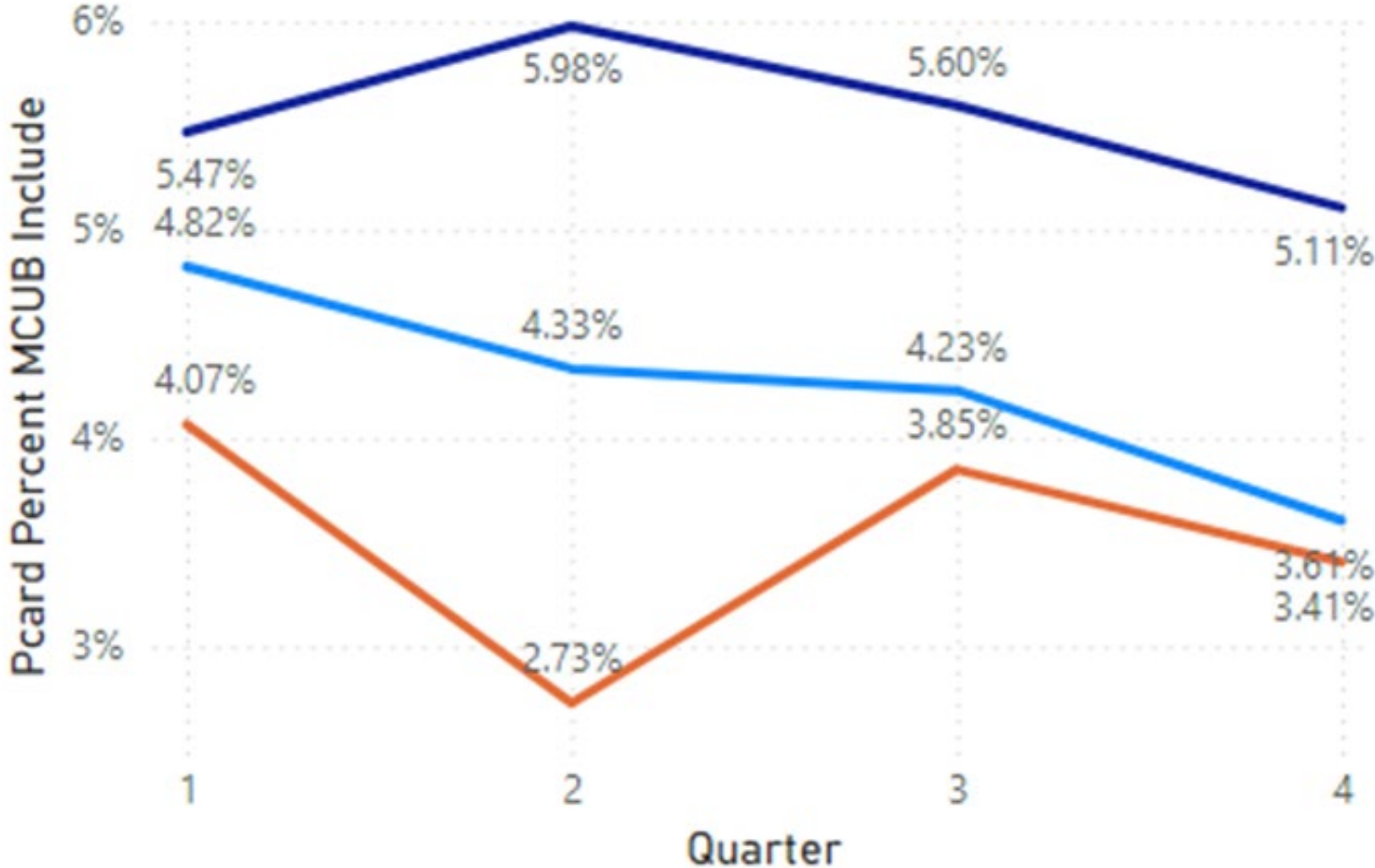
Division Name	Pcard Sum Total	Pcard Sum Exclude	Pcard Sum Include	Pcard Sum Include MCUB	Pcard Percent MCUB Include
Community Development	29,077.41	17,591.07	11,486.34	1,229.62	10.71%
Environmental Services	263,308.41	81,318.50	181,989.91	9,703.59	5.33%
Metro Transit	1,179,813.84	72,202.03	1,107,611.81	28,573.99	2.58%
Metropolitan Transportation Services	10,560.99	9,106.60	1,454.39	356.63	24.52%
Regional Administration	249,290.11	168,689.18	80,600.93	7,247.55	8.99%
Total	1,732,050.76	348,907.38	1,383,143.38	47,111.38	3.41%

P-Card Trend Data

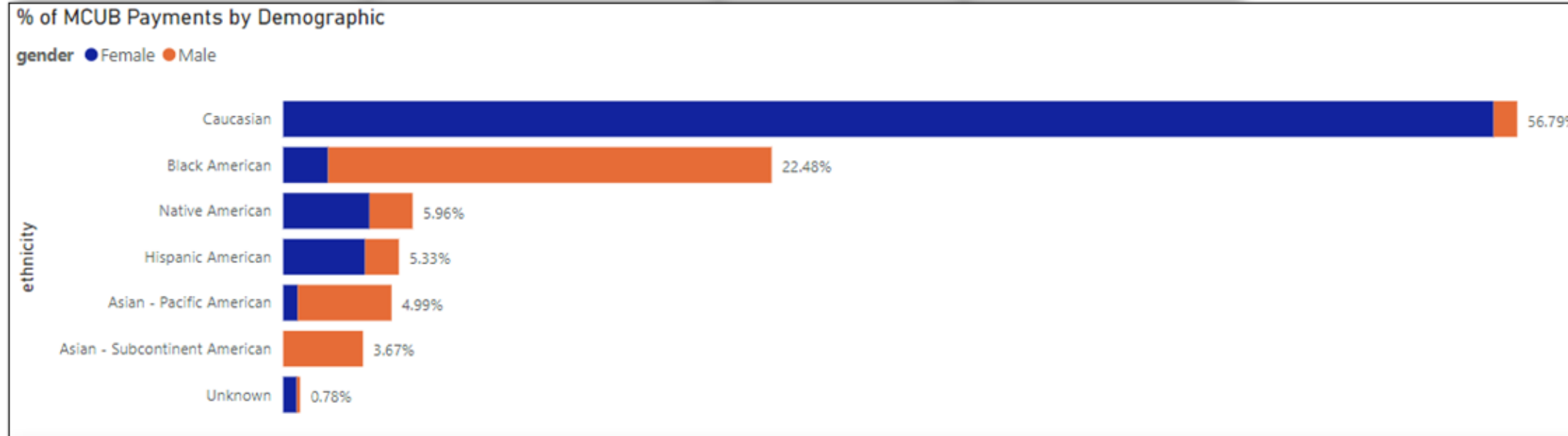
Pcard Percent MCUB Include

BY QUARTER, YEAR

Year ● 2022 ● 2023 ● 2024

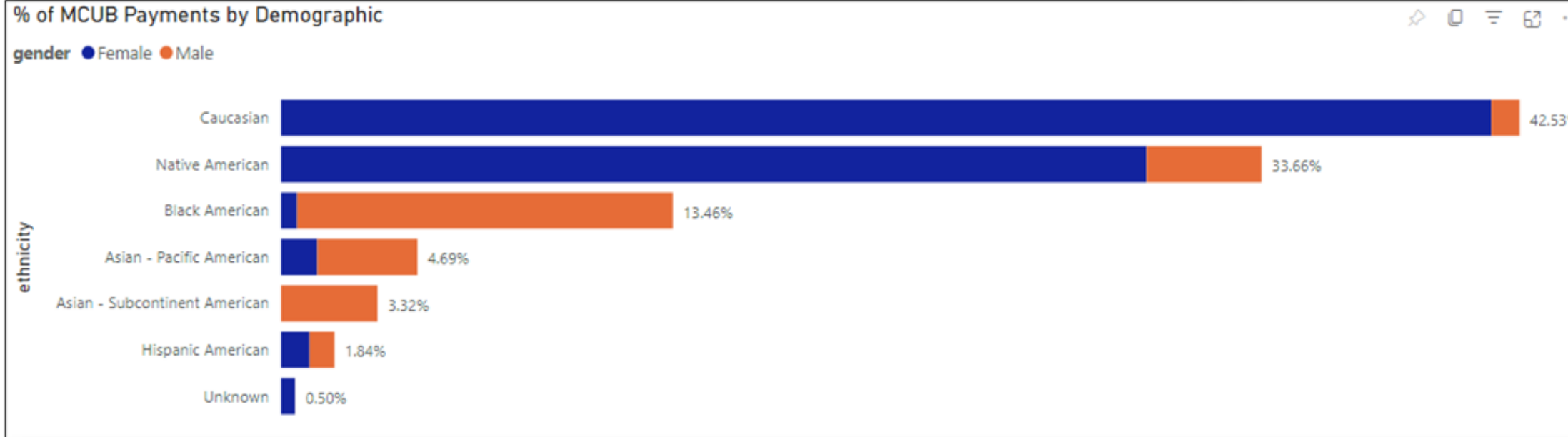


Total MCUB Payments Q3 2024 = \$7,705,014.28



Ethnicity	PO Goods & Services MCUB	PO Construction MCUB	PO Sum Include Construction	Sub Contractor MCUB	P-Card MCUB	Total MCUB	% PO Construction MCUB spend of PO Construction Include total
			16,594,653.31				
Asian - Pacific American	163,878.70			219,964.23	435.00	384,277.93	
Asian - Subcontinent American	247,540.00			35,287.95		282,827.95	
Black American	1,691,422.72			31,591.74	9,170.29	1,732,184.75	
Caucasian	2,781,167.66			1,561,454.15	33,282.19	4,375,904.00	
Hispanic American	120,242.73			290,246.95		410,489.68	
Native American	79,519.84			373,995.64	5,680.56	459,196.04	
Unknown	60,133.93					60,133.93	
Total	5,143,905.58		16,594,653.31	2,512,540.66	48,568.04	7,705,014.28	

Total MCUB Payments Q4 2024 = \$13,647,261.56



Ethnicity	PO Goods & Services MCUB	PO Construction MCUB	PO Sum Include Construction	Sub Contractor MCUB	P-Card MCUB	Total MCUB	% PO Construction MCUB spend of PO Construction Include total
			14,709,464.57				
Asian - Pacific American	279,255.00	59,622.95	59,622.95	301,101.95	463.00	640,442.90	100.00 %
Asian - Subcontinent American	362,140.00			91,049.90		453,189.90	
Black American	1,790,237.54			42,011.99	4,676.09	1,836,925.62	
Caucasian	4,017,017.56			1,745,762.88	40,787.32	5,803,567.76	
Hispanic American	121,675.13			129,598.67		251,273.80	
Native American	219,539.04			4,373,468.48	1,147.89	4,594,155.41	
Unknown	67,669.09				37.08	67,706.17	
Total	6,857,533.36	59,622.95	14,769,087.52	6,682,993.87	47,111.38	13,647,261.56	0.40 %

PO Payments (Construction) Trend Data

Direct Payments to Contractors

“A goal without a plan is just a wish”

- French writer Antoine de Saint-Exupery

Year	PO Total Payments Include Construction	PO Construction MCUB	% MCUB Payments PO Construction
2024	\$50,314,421.54	\$198,346.92	0.4%
2023	\$35,517,948.09	\$663,715.18	1.9%
2022	\$34,271,508.54	\$1,053,275.68	3.1%

Sustainability Q3 2024

Number of Unique MCUB Firms	Female	Male
Black American	5	20
Hispanic American	3	6
Native American	4	4
Asian-Pacific American	5	5
Subcontinent Asian Americans	0	4
Non-Minority	78	4

Sustainability Q4 2024

Number of Unique MCUB Firms	Female	Male
Black American	5	20
Hispanic American	3	6
Native American	4	5
Asian-Pacific American	8	7
Subcontinent Asian Americans	0	4
Non-Minority	80	9

2024 Q3 MCUB Highlights

MCUB Direct Spend Success (Micro purchases up to \$25K)

Q3 2023 MCUB Direct Spend was 23%

Q3 2024 MCUB Direct Spend was 32% (Highest Quarter in Data Set going back to Q1 2019)

MCUB State Contract Success

Vaske Computer DBA Collier-\$74,747.30 (IS Support)

MCUB Select Success

Paragon Restoration-\$45,266.00 (Electrical Box Repair)

MCUB Partnership with New Flyer

B & L started as a distributor of New Flyer components in September 2022. They are now expanding operations in other jurisdictions.

Spend with B&L in Q3 2022 was \$26,476.98

Spend with B&L in Q4 2022 was \$115,398.82

Spend with B&L in Q1 2023 was \$175,036.03

Spend with B&L in Q2 2023 was \$388,252.35

Spend with B&L in Q1 2024 was \$349,547.48

Q2 spend in 2024 was \$288,265.99

Q3 spend in 2024 was \$313,788.82

MCUB Partnership with Gillig

MA Associates Started as a distributor of Gillig components in September 2023. Since the Partnership with Gillig, MA Associates has been able to hire three additional employees.

Q1 spend in 2023 was \$322,319.83

Q2 spend in 2023 was \$254,838.05

Q1 spend in 2024 was \$743,373.09

Q2 spend in 2024 was \$798,723.76

Q3 spend in 2024 was \$1,046,771.89

2024 Q4 MCUB Highlights

2024 Q4 MCUB Highlights:

MCUB Direct Spend Success (Micro purchases up to \$25K)

Q4 2023 MCUB Direct Spend was 21%

Q4 2024 MCUB Direct Spend was 34% (Highest Quarter in Data Set going back to Q1 2019)

MCUB Direct Preference Success

Procellis Technology - \$122,200.00 (Tablet Cradle Kits for Buses)

MCUB State Contract Success

Vaske Computer - \$47,055.47 (Software Upgrade)

Abundant 180 - \$47,228.65 (Wardrobe Lockers)

Paragon Paving - \$56,460.00 (Asphalt work for East Bethel)

MCUB Select Success

Absolute Commercial Flooring - \$81,350.00 (Replace Flooring)

RFQ MCUB Success

Action Construction - \$49,292.00 (East Metro Lactation Room Remodel)

JPMI Construction Co. - \$66,700.00 (I-35W & Lake Between Bridge Fencing)

MCUB Partnership with New Flyer

B & L started as a distributor of New Flyer components in September 2022. They are now expanding operations in other jurisdictions.

Spend with B&L in Q1 2024 was \$349,547.48

Q2 spend in 2024 was \$288,265.99

Q3 spend in 2024 was \$313,788.82

Q4 spend in 2024 was \$484,611.90

MCUB Partnership with Gillig

MA Associates Started as a distributor of Gillig components in September 2023. Since the Partnership with Gillig, MA Associates has been able to hire three additional employees.

Q1 spend in 2024 was \$743,373.09

Q2 spend in 2024 was \$798,723.76

Q3 spend in 2024 was \$1,046,771.89

Q4 spend in 2024 was \$1,036,360.40

Ideal Commercial Interiors Partnership with Fastenal est. Sept. 2024

Q4 spend in 2024 was \$32,994.44

Contract 23P043 – Support Services for MCUBs Awarded to Project Solutions

Type of Service	# of MCUBs Attended
Orientation	No orientation this quarter
Construction Safety	1
Bidding & Estimating	8
How to Respond to an RFP	8
Managing Contract Changes	6
One-on-One Business consultations	8
Total	31

Contract 23P043 – Support Services for MCUBs Awarded to Project Solutions

Type of Service	# of MCUBs Attended
Information Sessions	5
Construction Safety	1
Bidding & Estimating	16
How to Respond to an RFP	10
Managing Contract Changes	2
One-on-One Business consultations	8
Total	42