



Metro Transit Police Update



John Harrington

Chief of Metro Transit Police

November 30, 2016



Metro Transit Police Mission

Protecting our community
through innovation and
problem solving

Vision

A department that is
reflective of and
responsive to the
community we serve





Metro Transit Police Staffing

2016

- **Sworn police officers**
 - 115/117 Full-time
 - 71/100 Part-time
 - 9/12 CSO
 - 18/19 Admin support

2011

- **130 Sworn police officers**
 - 68 Full-time
 - 62 Part-time
 - 12 CSO
 - 5 Admin support

Demographics

Rate +	Demographic	2011	2016
6 x	Afro-American	4	25
3 X	Women	7	23
8 x	Asian-American	2	16
2 X	Latino	6	13
3 x	Native American	0	03
45%		20	83*



2016 Recruit Academy






Facility





Be a visible and respected partner in the community





Special Events and Homeland Security





Quality of Life Violations






Community Partners





Black Lives Matter, NAACP, ACLU



#justice4jamar #naacpmpls #blacklivesmatter

JUSTICE FOR JAMAR CLARK

Join us in Solidarity

November 15th, 2015 @3:00pm

Meet us at the corner of Plymouth Ave & James in North Minneapolis.

"Calling all humanity, join us in demanding justice be served for Jamar Clark.

On November 15th at Midnight Another Black Man was been murdered. The Minneapolis Police department harassed, abused, and shot Jamar Clark execution style in the head.

Join us and let your voices be heard. March with us in solidarity and demand justice. Let your voices be heard in the streets today."




Safe summer nights





Homeless, Sleepers





Solutions

- St. Stephen's Street Outreach
- Catholic Charities
- Union Gospel Mission
- People Incorporated



CATHOLIC
CHARITIES
of St. Paul and Minneapolis



UNION
GOSPEL
MISSION
TWIN CITIES





Creating an enhanced sense of safety

2015:

- 2,625,390 fare inspections
- 17,514 enforcement contacts

2016 YTD:

- 2,163,304 fare inspections
- 10,237 enforcement contacts





Part 1 Crimes: 2015 & 2016 YTD

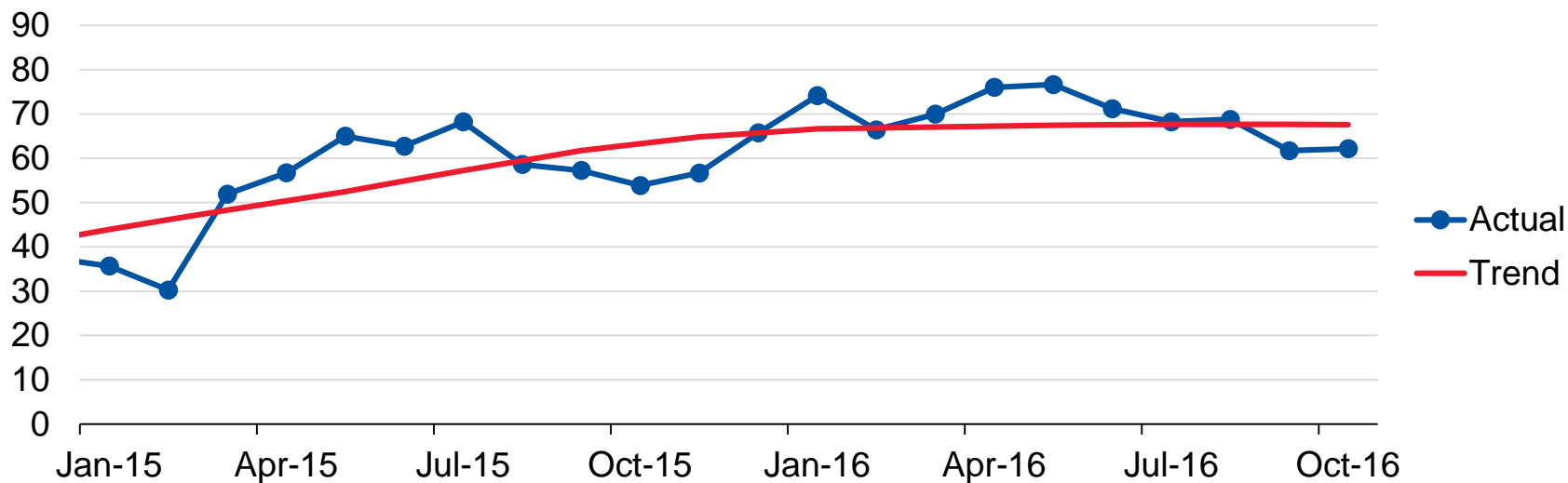
Summary and Comparison

	2015	2016	% Change	Increase/Decrease
Assault	94	71	-24%	Decrease
Burglary	1	0	-100%	Decrease
CSC	0	3	300%	Increase
Motor Vehicle Theft	5	5	0%	No Change
Robbery	144	129	-10%	Decrease
Theft	347	298	-14%	Decrease
TOTAL	591	506 15	-14%	Decrease

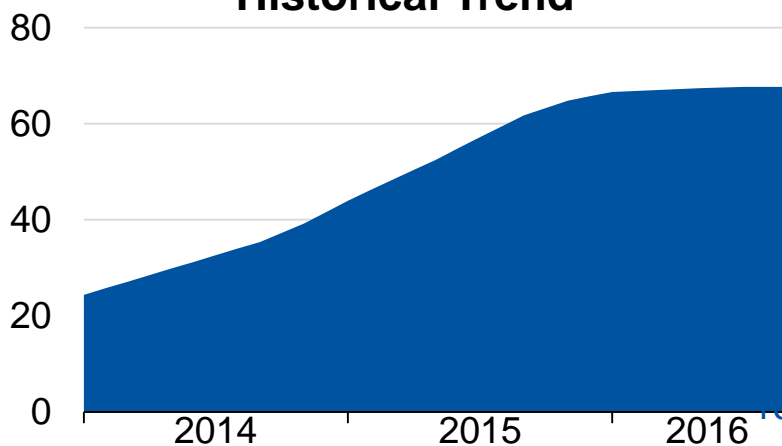


Police Calls per 100,000 Rides

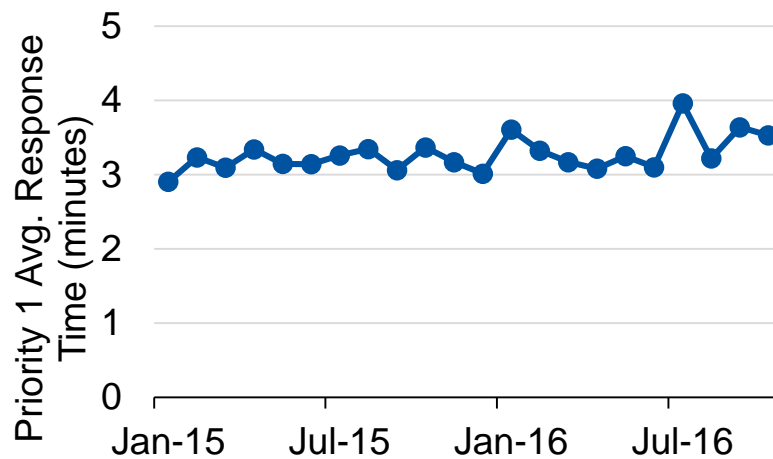
Oct: 1421 calls



Historical Trend



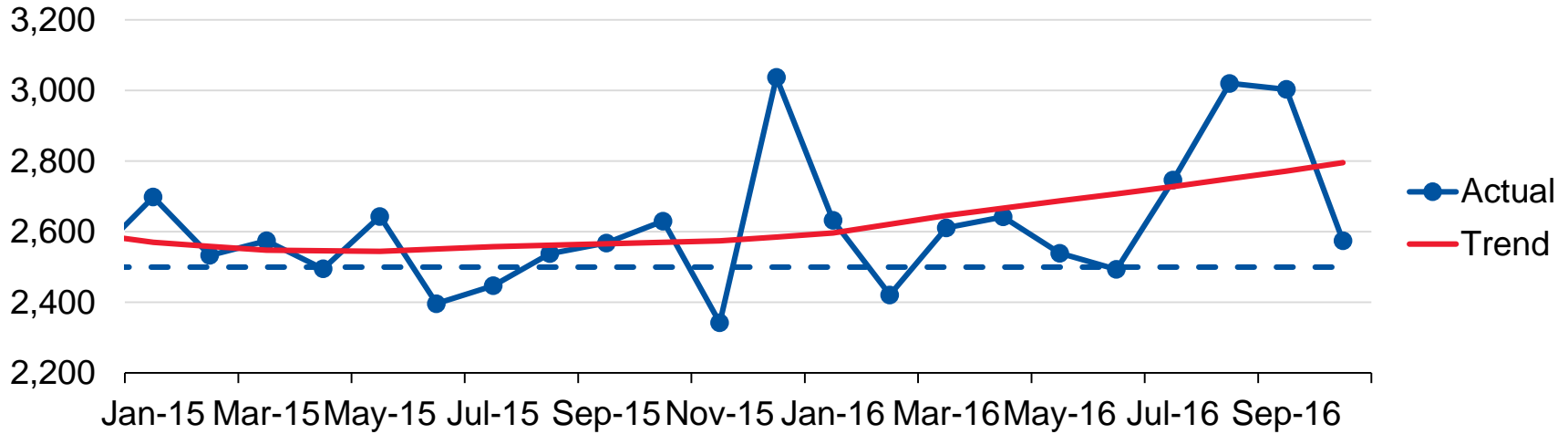
Response Time



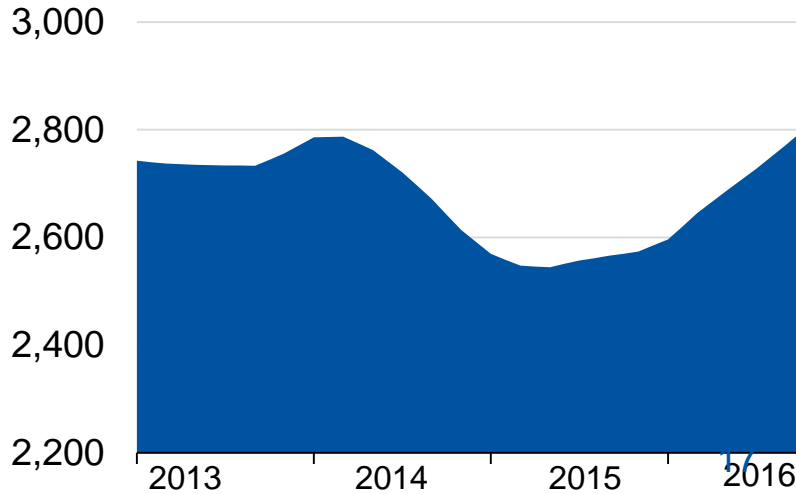


Bus On-Boards

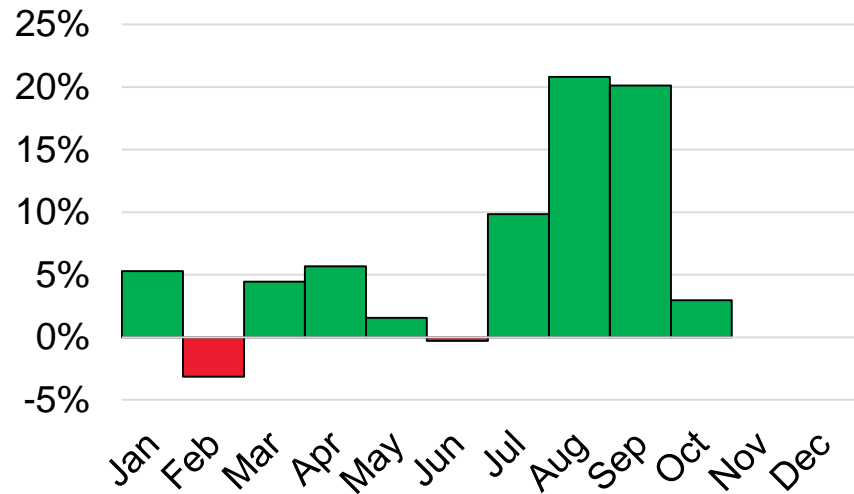
Goal: 2,500 | Oct: 2,574 (+3%) | YTD Average: 2,668 (+6.7%)



Historical Trend



Monthly Performance vs. Goal





Thank You

John M. Harrington ***Chief of Police***

Metro Transit Police Department
2425 Minnehaha Ave S Minneapolis, MN
55404
612-349-7201
john.harrington@metrotransit.org