



Bridget Rief, Vice President – Planning and Development
Metropolitan Airports Commission





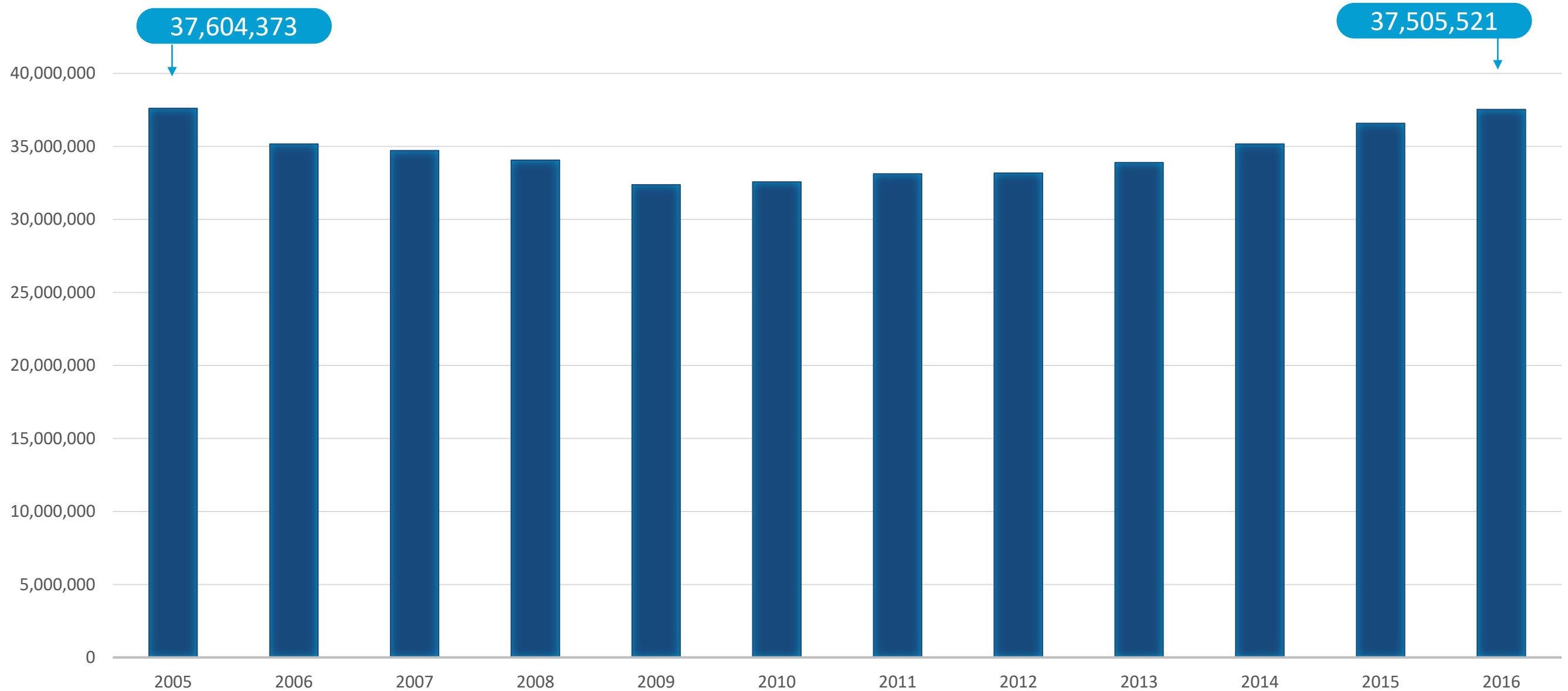
Topics

- Operations and Air Service
- Trends
- ▶ • Economic Impact
- Striving for Excellence
- Planning for the Future
- Prep for the Big Game



▶ Operations
and Air Service

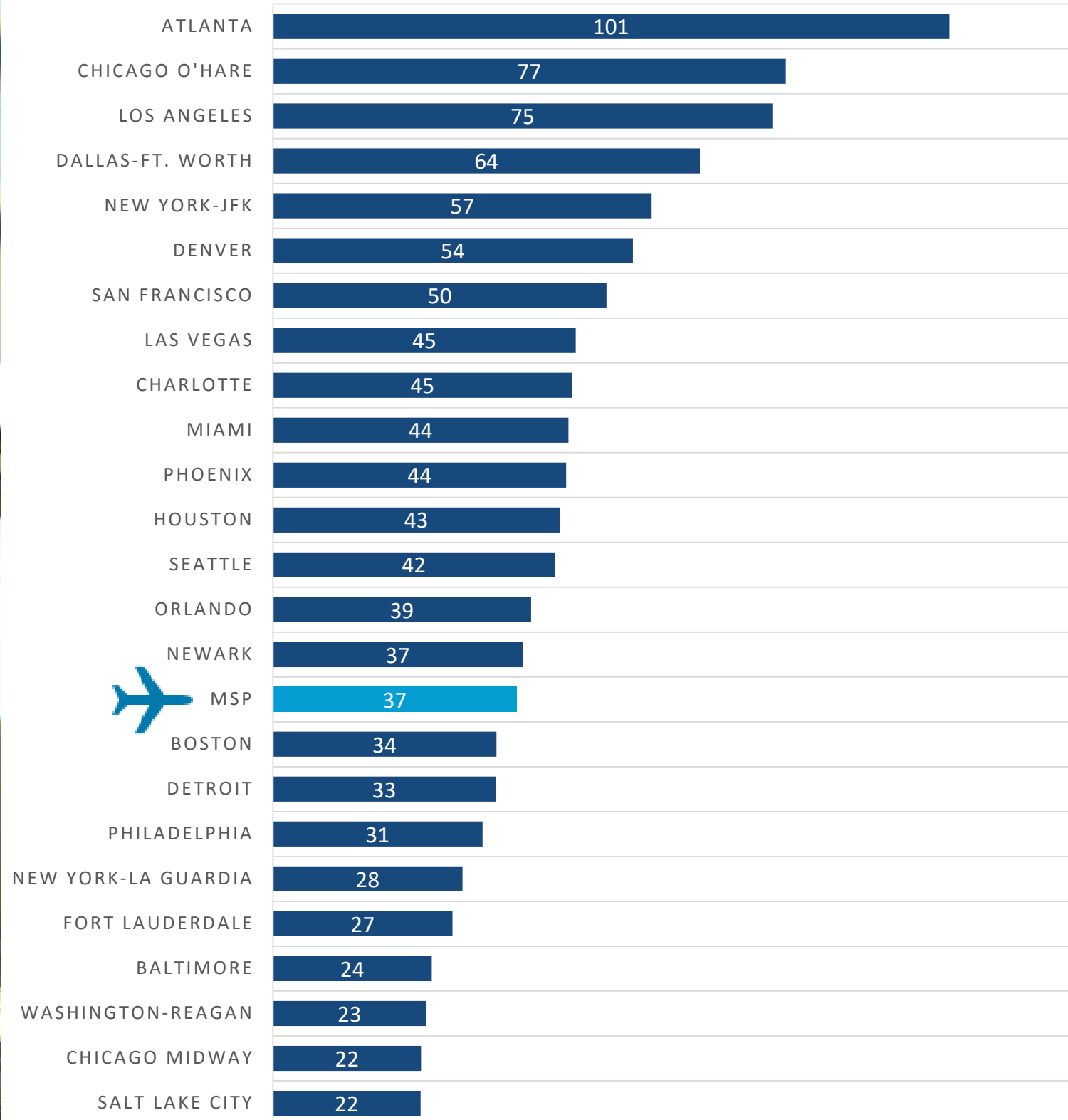
MSP 2016 Passenger Levels



In 2017, MSP reached over 35 million passengers by the end of November.
We are on track to reach a record passenger total.

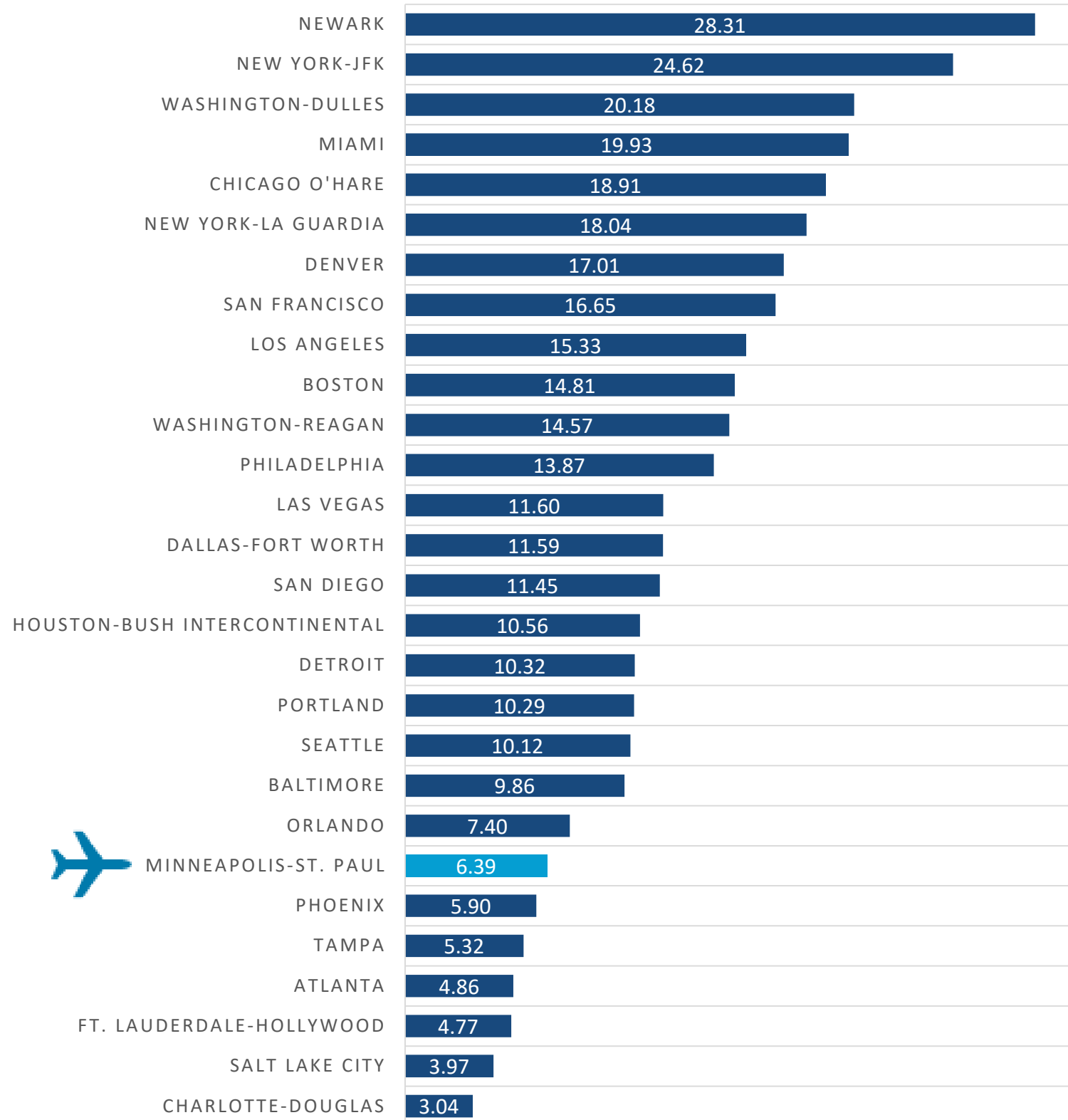


Airport Ranking By Passengers





Airline Cost Per Enplaned Passenger (\$)

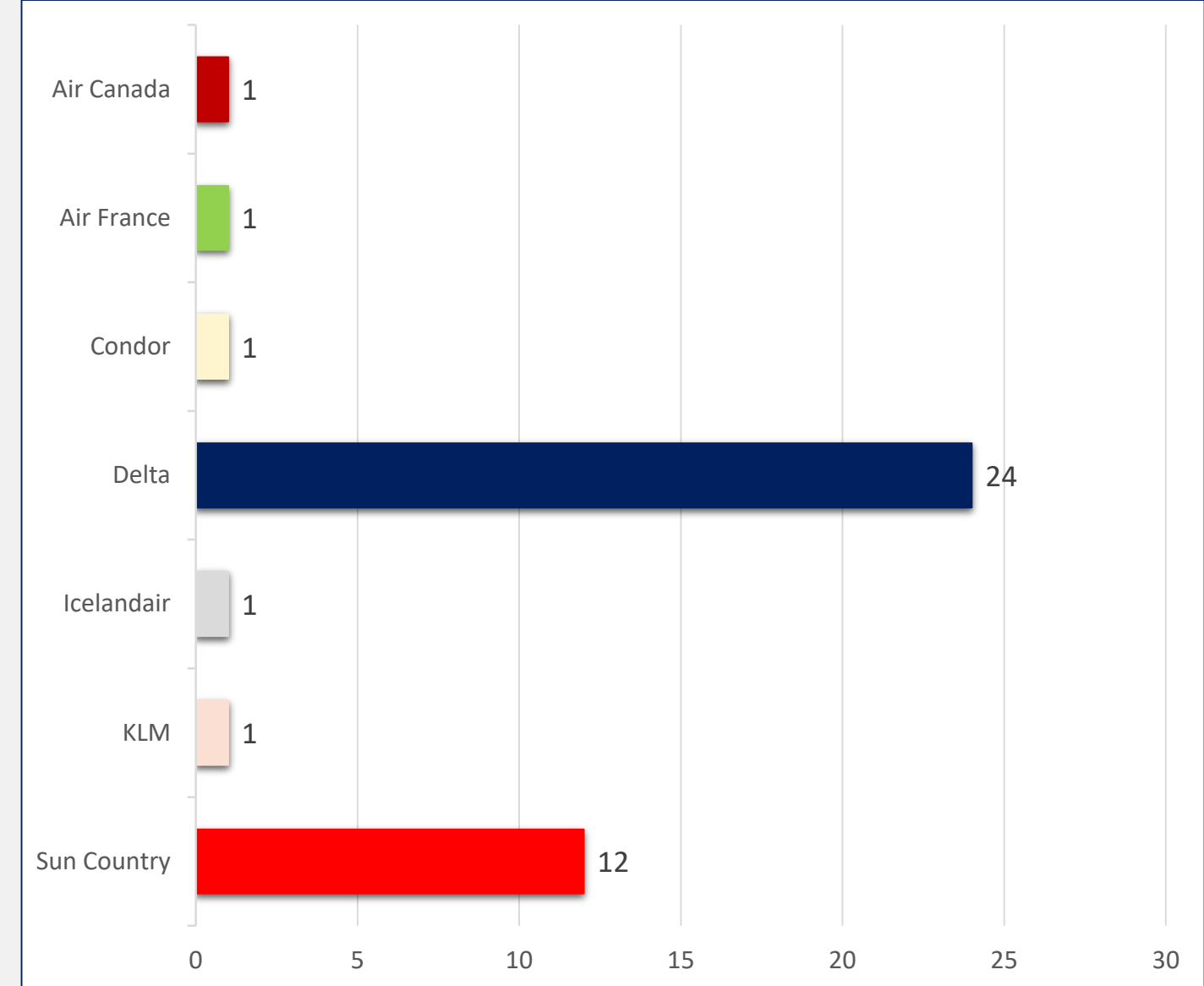
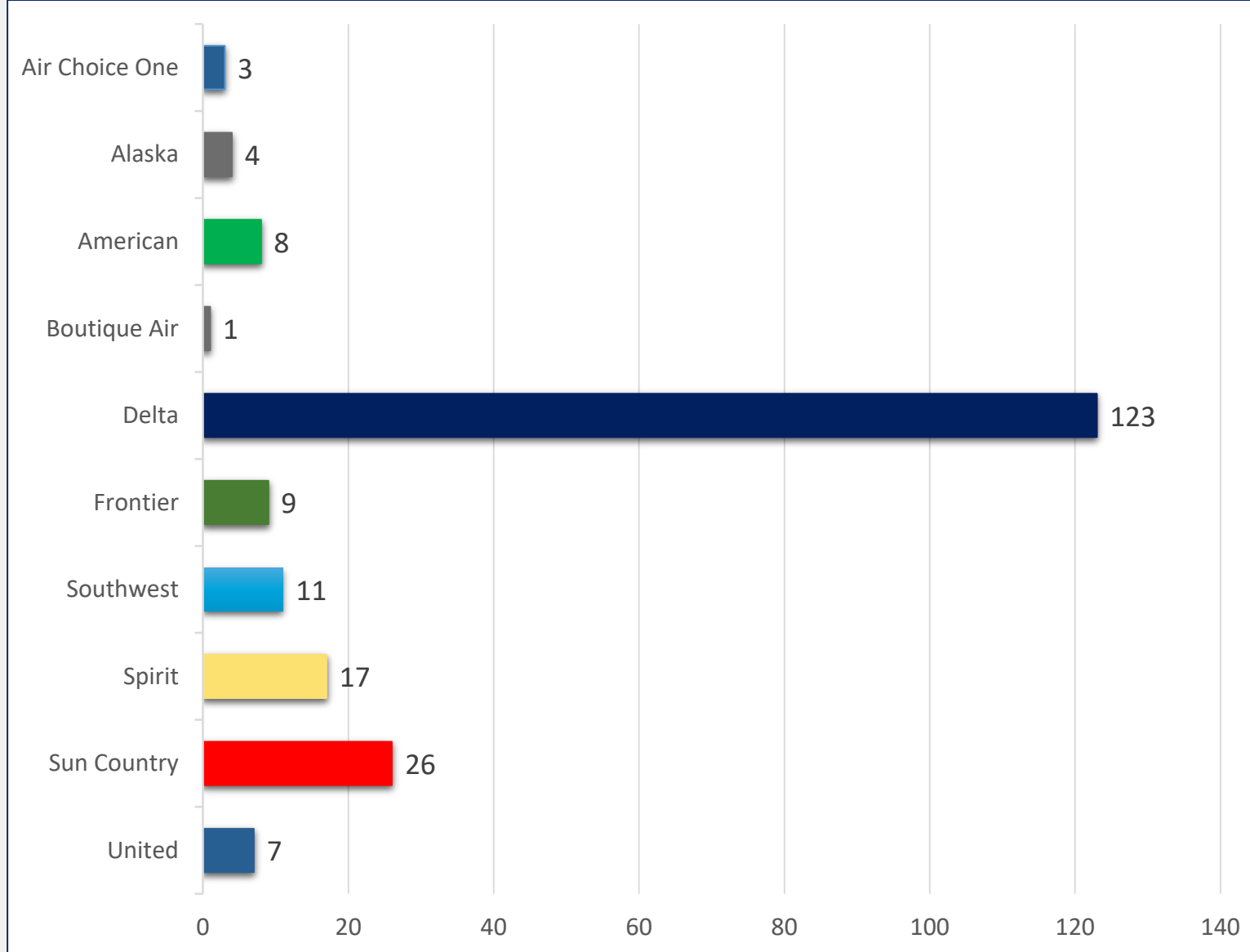


Air Service Added in 2016-2017



Ten airlines added a total of 32 additional routes from MSP in 2016 and 2017. MSP now enjoys competitive air service on a record 55 of its total 162 direct routes.

MSP 2017 Non-Stop Destinations by Airline



Domestic

International

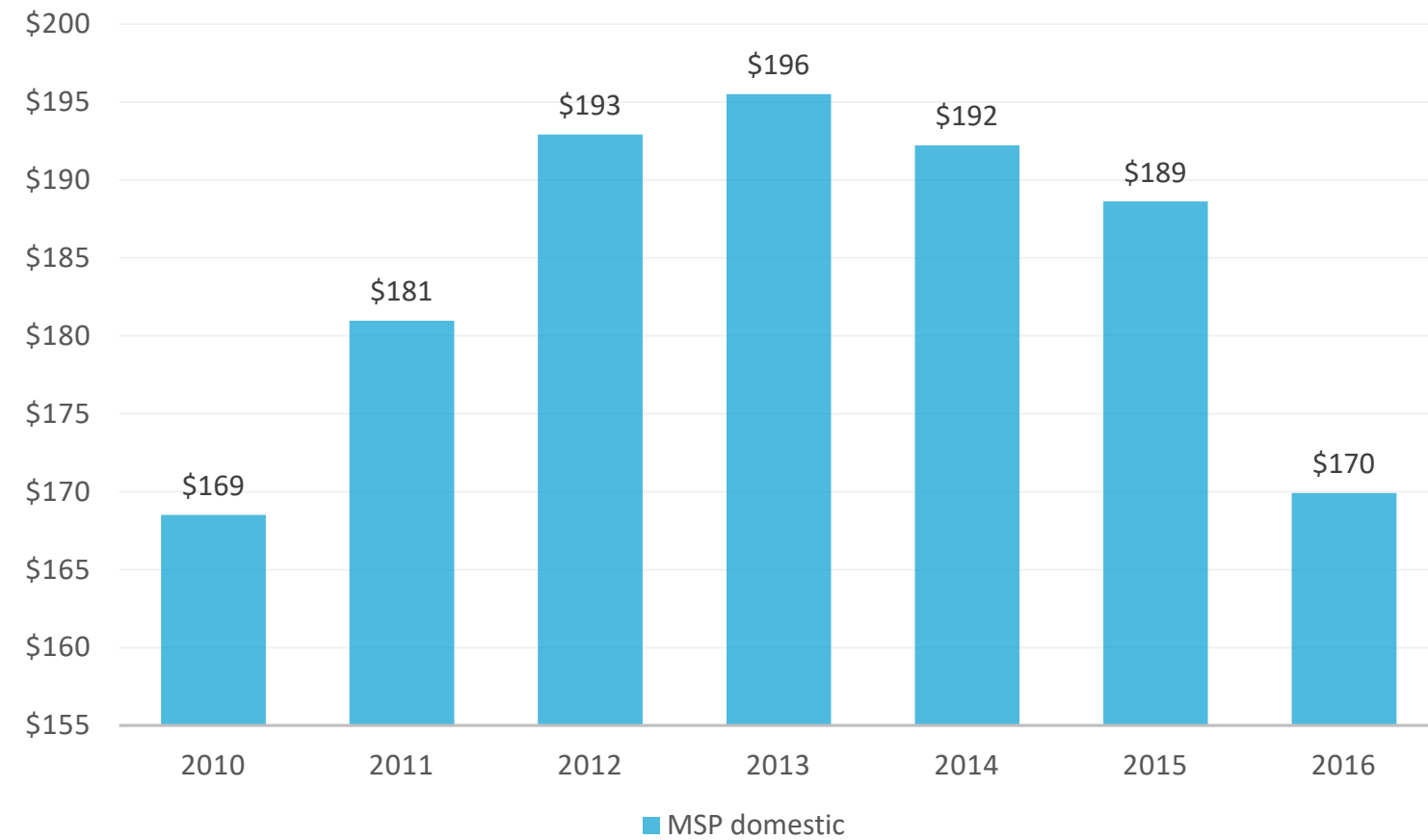


► Trends

Fares are declining.
MSP fares have moderated in recent years, with 2016 fares on par with those in 2010.



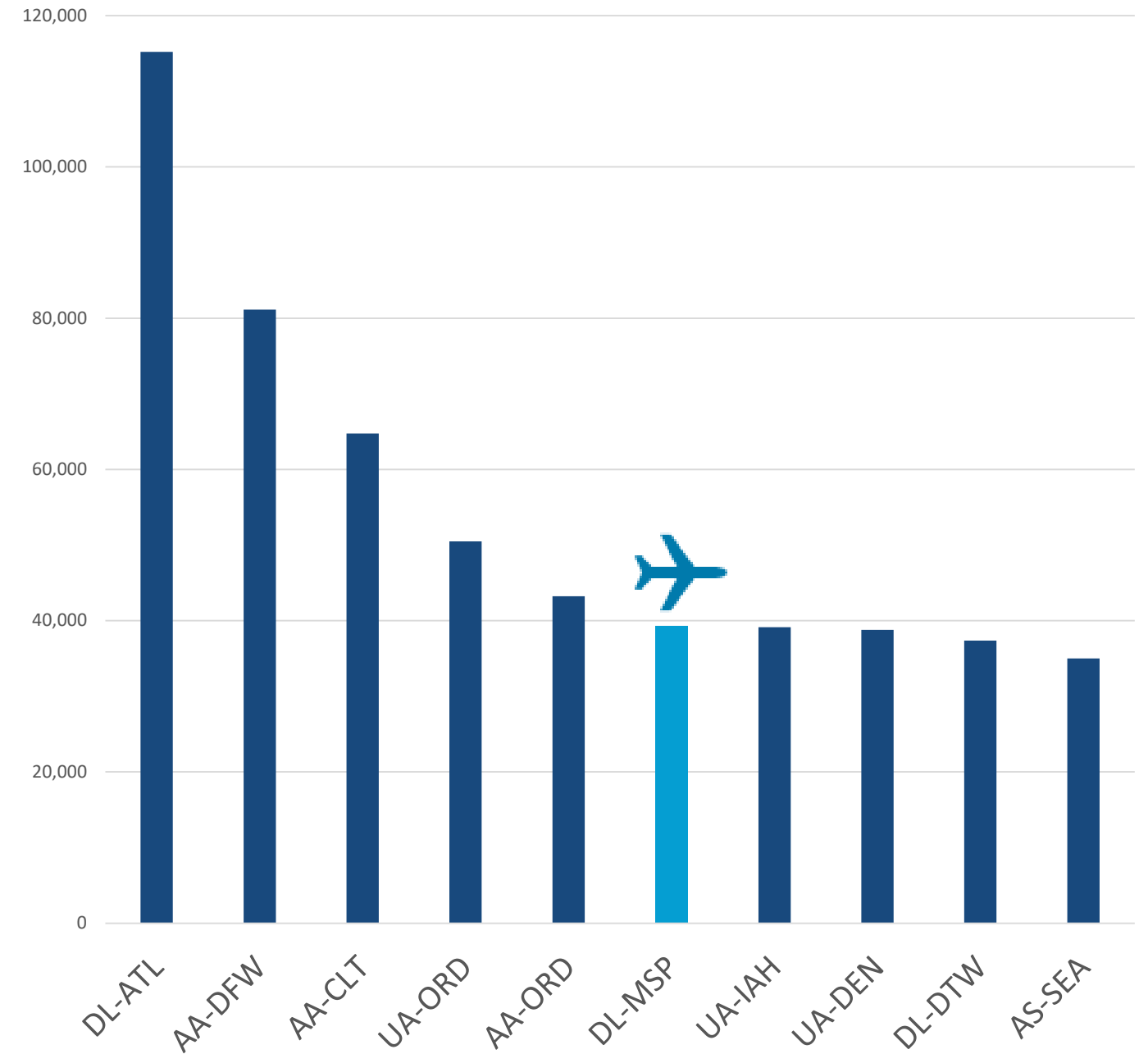
Average MSP Domestic One-Way Fare



*Fares adjusted to 1,000 miles using standard industry methodology
Source: InterVISTAS analysis from US DOT data (via Diio online portal)*

The Delta Hub Remains Strong.

Top 2017 U.S. Hubs by Daily Domestic Seats:



Other Trends:

- TNC Growth
- Security Enhancements

And





X Games



Red Bull Crashed Ice



NCAA Final Four

PARTNERING TO
BRING MORE
NATIONAL EVENTS
TO MINNESOTA,
AND ...



Super Bowl LII



NCAA Frozen Four



Ryder Cup

And

Social Media continues to expand daily.

msspTM

2017

Social Media Numbers

154,576,772

Facebook Impressions



1,884,997

Twitter Impressions



233,807

Check-ins

11.3%

Follower Growth
on Twitter

33,052

Twitter Engagement




26.4% Follower Growth on Instagram

6,422,550

Facebook
Engagement

11.8%
Increase in Facebook
Page Likes

11,252
Likes on Instagram





▶ Economic Impact

\$15.9 Billion
Total Economic Output

\$7.1 Billion
Direct Economic Impact



86,900
Jobs

\$3.7 Billion
Employee Earnings



\$973 Million
Taxes generated for
local, state and federal
programs

\$2.5 Billion
Visitor Spending



Minneapolis Saint Paul
INTERNATIONAL AIRPORT
msspTM





▶ Striving for
Excellence



At MSP, Delta Air Lines and American Airlines are testing automated bag drop stations, some with biometric technology.

The MAC has installed two automated exit lanes at Terminal 2's North Security Checkpoint.





MAC has opened the first completed areas of the Terminal 1-Lindbergh Operational Improvements program.





The construction of the MSP InterContinental Hotel and connecting skyway continue.

Anticipated opening is Summer 2018.





The new outbound roadway and parking exit plaza are open, and the construction of a new 5,000-space parking ramp is underway.





The Optimized Profile Descent procedures annual results:

- Airlines burn 2.9 million fewer gallons of fuel;
- Aircraft emit 28,465 fewer metric tons of carbon dioxide into the atmosphere;
- Airlines realize \$4.5M per year in fuel savings.



The only independent, institutionally-endorsed global standard for carbon management at airports

airport carbon accreditation

MAPPING | REDUCTION | OPTIMISATION | NEUTRALITY



In 2017, MSP received Level 2 certification from Airports Council International's Airport Carbon Accreditation Program.

MAC has the most extensive noise mitigation program in U.S., coupled with quieter jet engines, help address noise concerns.





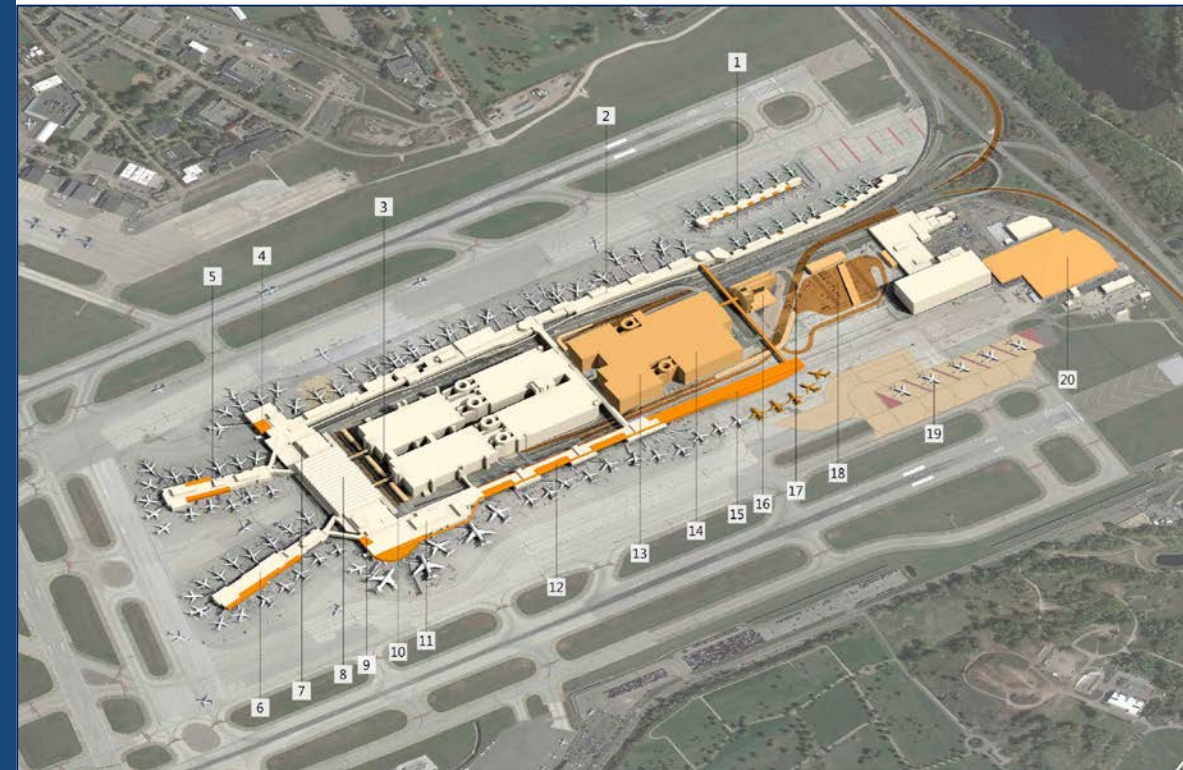
▶ Planning for
the Future

MSP is likely to serve more than **50 million passengers** annually by 2035.

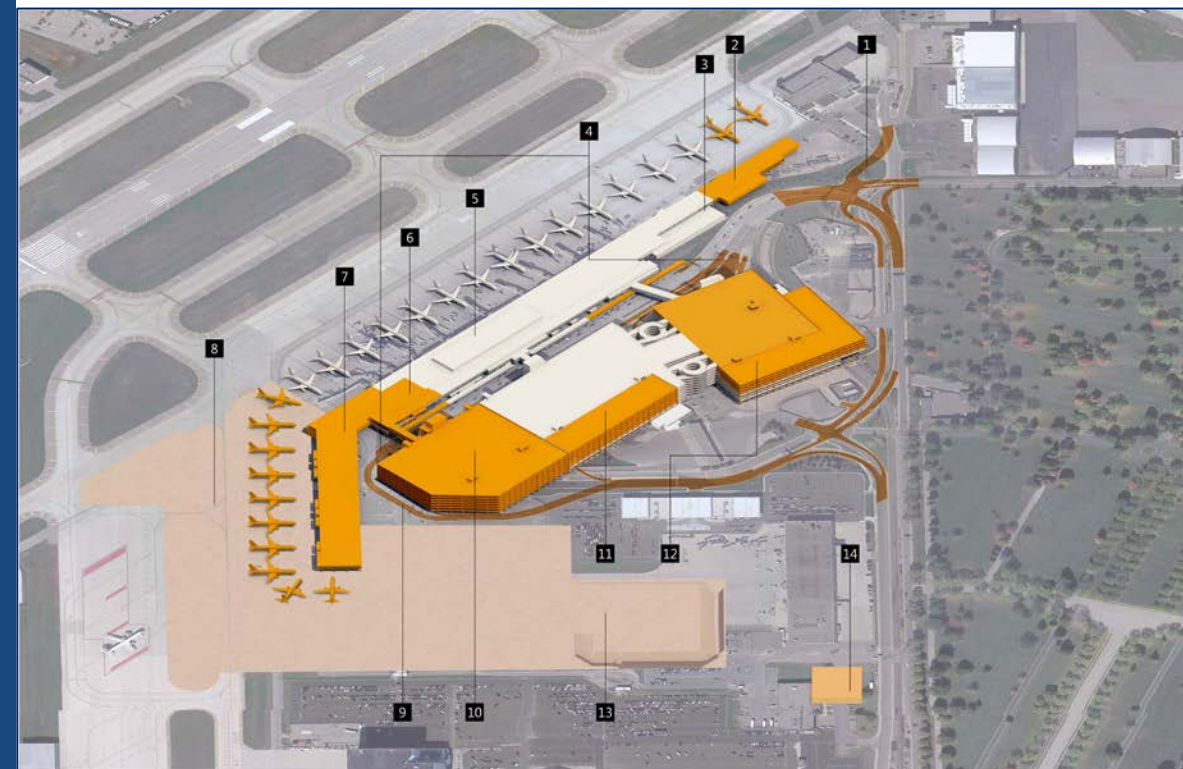
To meet demand, the MAC plans to invest \$1.6 billion in airport improvements over the next several years – and \$2.5 billion by 2035.



MAC will complete a 2020 – 2040 Long Term Comp Plan Update.



- 1 - Concourse A + B Infill / Balancing
- 2 - Concourse C Balancing / Gate Modifications
- 3 - East Curbside Upper Level Check-in
- 4 - Outbound Bag Makeup Expansion (Lower)
- Concourse D Infill (Upper)
- 5 - Concourse E Infill / Balancing
- 6 - Concourse F Infill / Balancing
- 7 - Security Checkpoint Expansion
- 8 - Baggage Claim Expansion
- Vertical Circulation Improvements
- Ticket Lobby Operational Improvements
- 9 - Restroom Upgrades
- 10 - Curb Front Improvements (Upper + Lower)
- 11 - International Arrivals Recheck Lobby
- Reconfiguration / APC Kiosks
- 12 - Concourse G Infill / Balancing
- 13 - Phase 1 Parking Expansion
- 14 - Phase 2 Parking Expansion
- 15 - Concourse G Extension (5 New Gates)
- 16 - Hotel / Conference Center
- 17 - Outbound Roadway Realignment
- 18 - Infield Parking Exit Plaza
- 19 - Deicing Pad Relocation
- 20 - Quick-Ride Ramp Expansion (2 Levels)



- 1 - Intersection Improvements
- 2 - North Gate Expansion (2 Gates)
- 3 - Outbound Baggage Expansion
- 4 - Arrivals / Departures Curb Extension / Widening
- 5 - Ticket Counter / Lobby Expansion
- International Arrivals Enhancement
- 6 - Baggage Claim Expansion
- 7 - South Gate Expansion (10 Gates)
- 8 - Remain-Overnight Apron Infill
- 9 - Outbound Roadway Realignment
- 10 - New Parking Ramp / Skyway
- 11 - Purple Ramp Parking Expansion
- 12 - Orange Ramp Parking Expansion
- 13 - Replace Run-Up Pad
- 14 - Relocate Ground Service Equipment Building




Providing your best airport experience.

▶ Prep for the
Big Game



Welcoming Banners and Branding

Aircraft Parking Plans
Terminal Operations
Reliever Airports
Construction
Concessions
Wayfinding/Branding
Airlines
Team Arrivals
Ground Transportation
Security Checkpoints
Volunteers
Public Safety
Deicing
Contingency Plans for Snow
Media Relations
Outstate Airports





Thank you!

