

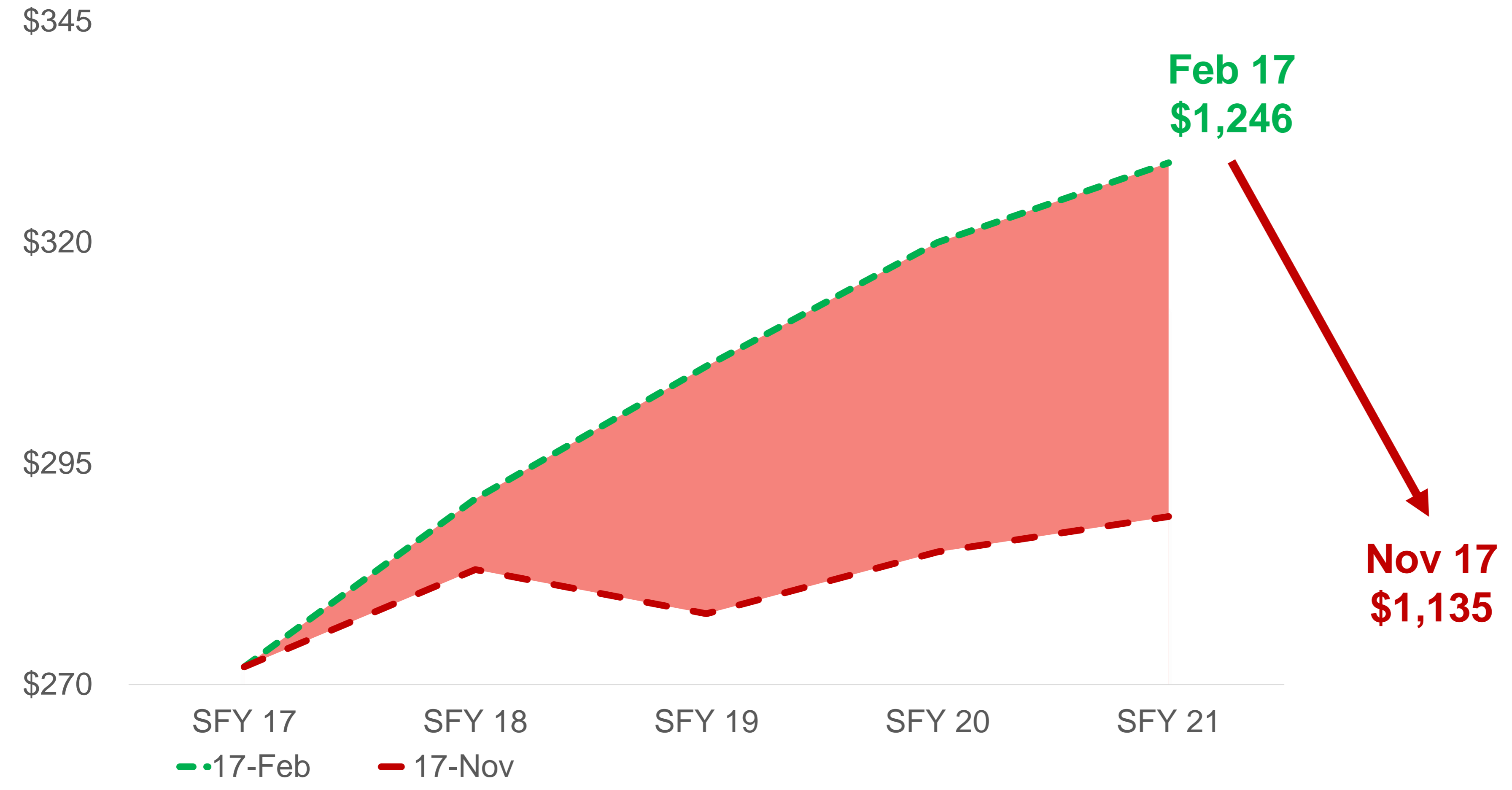
# State Forecast Update & Adopting Our 2019 Unified Budget

Metropolitan Council, December 12, 2018



# Motor Vehicle Sales Tax – SFY 17-21

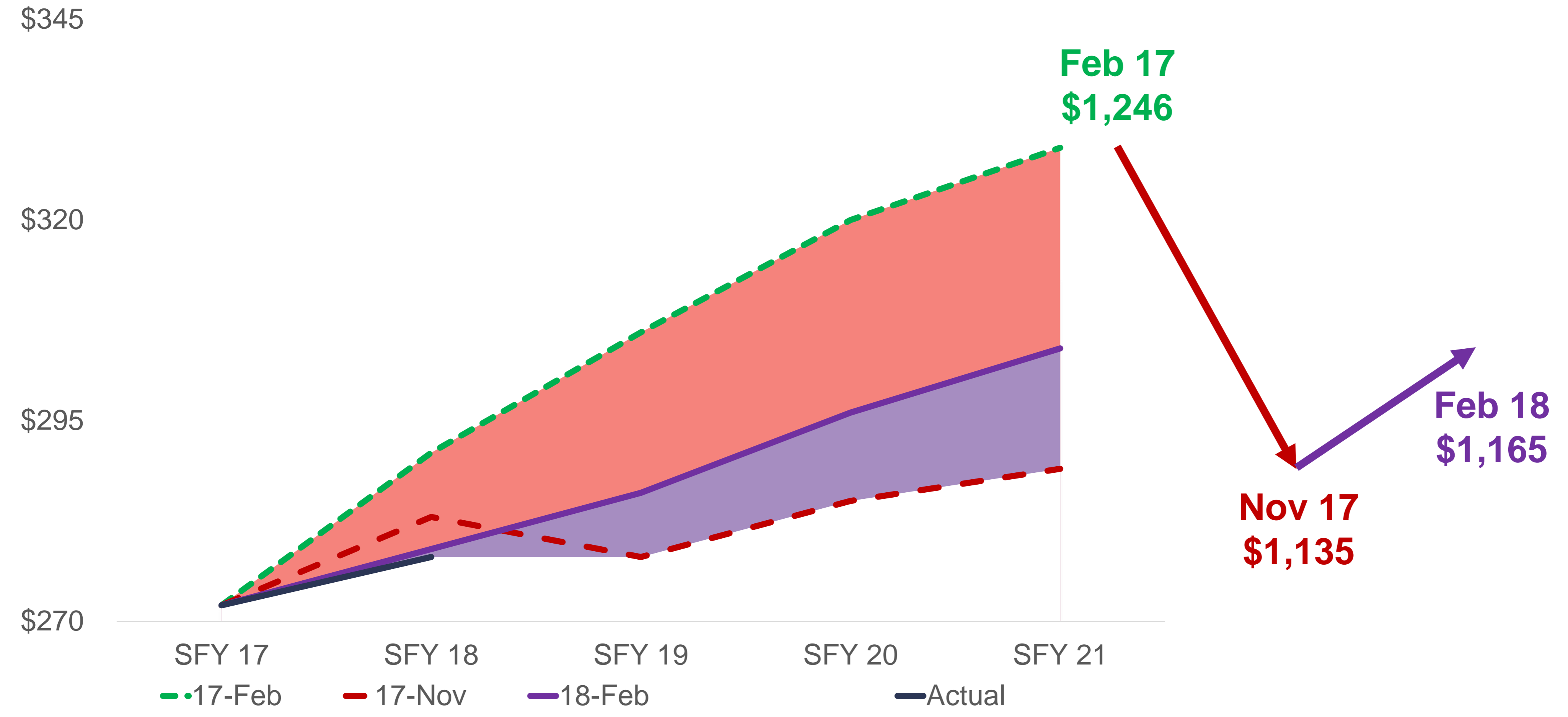
## Forecast Trend



Dollars in millions

# Motor Vehicle Sales Tax – SFY 17-21

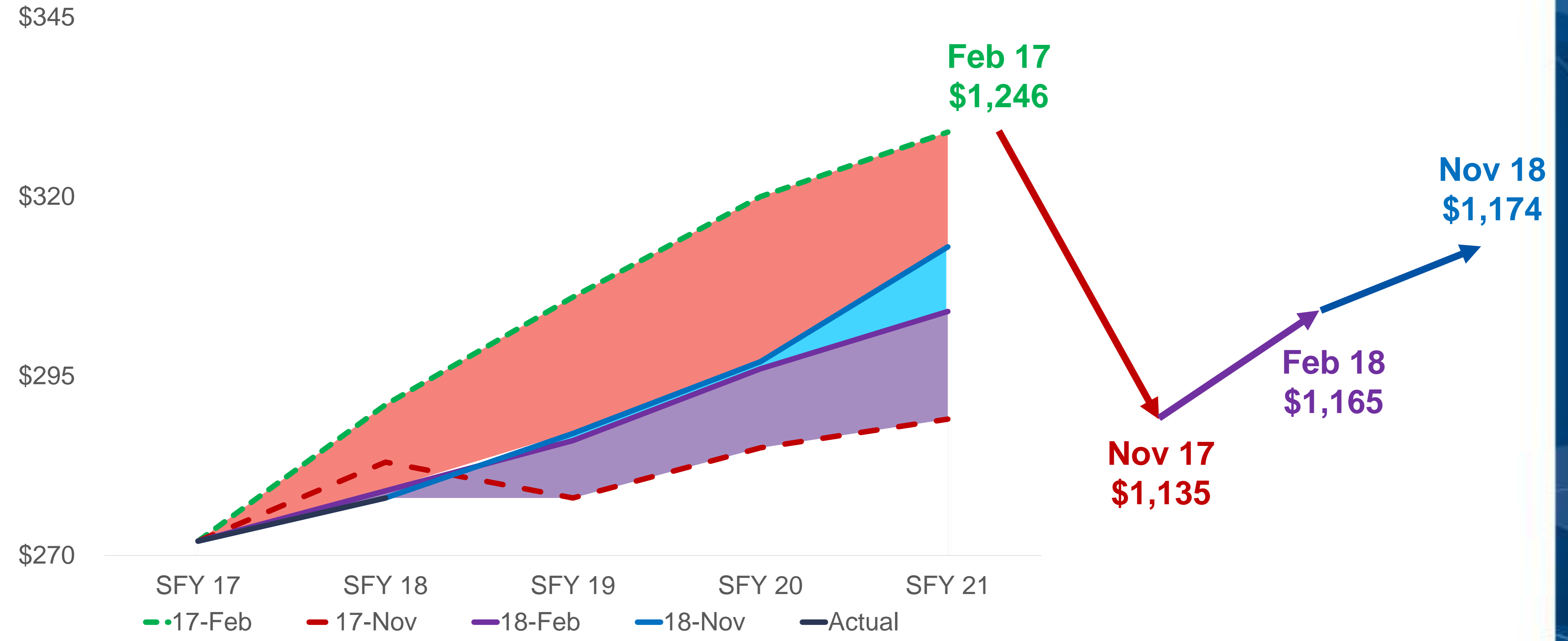
## Forecast Trend



Dollars in millions

# Motor Vehicle Sales Tax – SFY 17-21

## Forecast Trend



Dollars in millions

# Structural & Financial Position

State Fiscal Years

<b>2019 Preliminary Budget</b>	<b>2018</b>	<b>2019</b>	<b>2020</b>	<b>2021</b>	<b>2022</b>	<b>2023</b>
<b>Structural Position</b>	(37)	(47)	(51)	(67)	(77)	(87)
Non-Base State Appropriation	30	40	-	-	-	-
Available Reserves	7	7	51	6	-	-
<b>Financial Position</b>	-	-	-	(61)	(77)	(87)

# Structural Position Change – Nov Forecast

## State Fiscal Years

<b>Structural Position</b>	<b>2018</b>	<b>2019</b>	<b>2020</b>	<b>2021</b>	<b>2022</b>	<b>2023</b>
2019 Preliminary Budget	(37)	(47)	(51)	(67)	(77)	(87)
November 2018 Forecast	-	1	1	7	11	14
2019 Adopted Budget	(37)	(46)	(50)	(60)	(66)	(73)

# New Structural & Financial Position

State Fiscal Years

<b>2019 Adopted Budget</b>	<b>2018</b>	<b>2019</b>	<b>2020</b>	<b>2021</b>	<b>2022</b>	<b>2023</b>
<b>Structural Position</b>	(37)	(46)	(50)	(60)	(66)	(73)
Non-Base State Appropriation	30	40	-	-	-	-
Available Reserves	7	4	37	33	4	-
MVST CY18 Actual Experience	-	2	2	-	-	-
<b>Financial Position</b>	-	-	(11)	(27)	(62)	(73)

# Financial Position by Fund

State Fiscal Years

	2018	2019	2020	2021	2022	2023
<b>Financial Position</b>	-	-	(11)	(27)	(62)	(73)
Metro Mobility	-	-	(11.0)	(25.5)	(32.5)	(40.0)
Rail Operations	-	-	-	(0.5)	(1.0)	(6.0)
Bus Operations & Planning	-	-	-	(1.0)	(28.5)	(27.0)

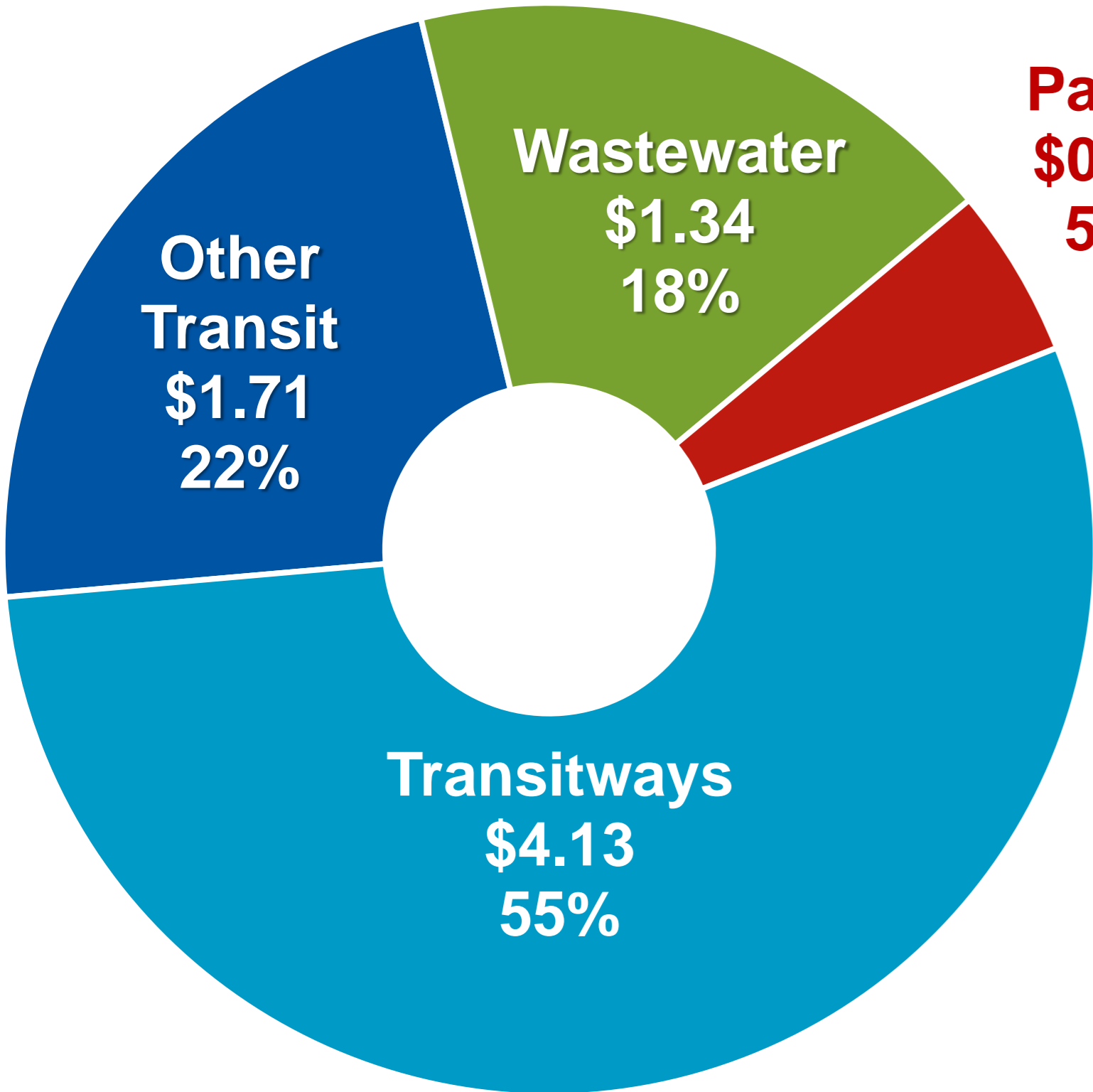


# Public Comments

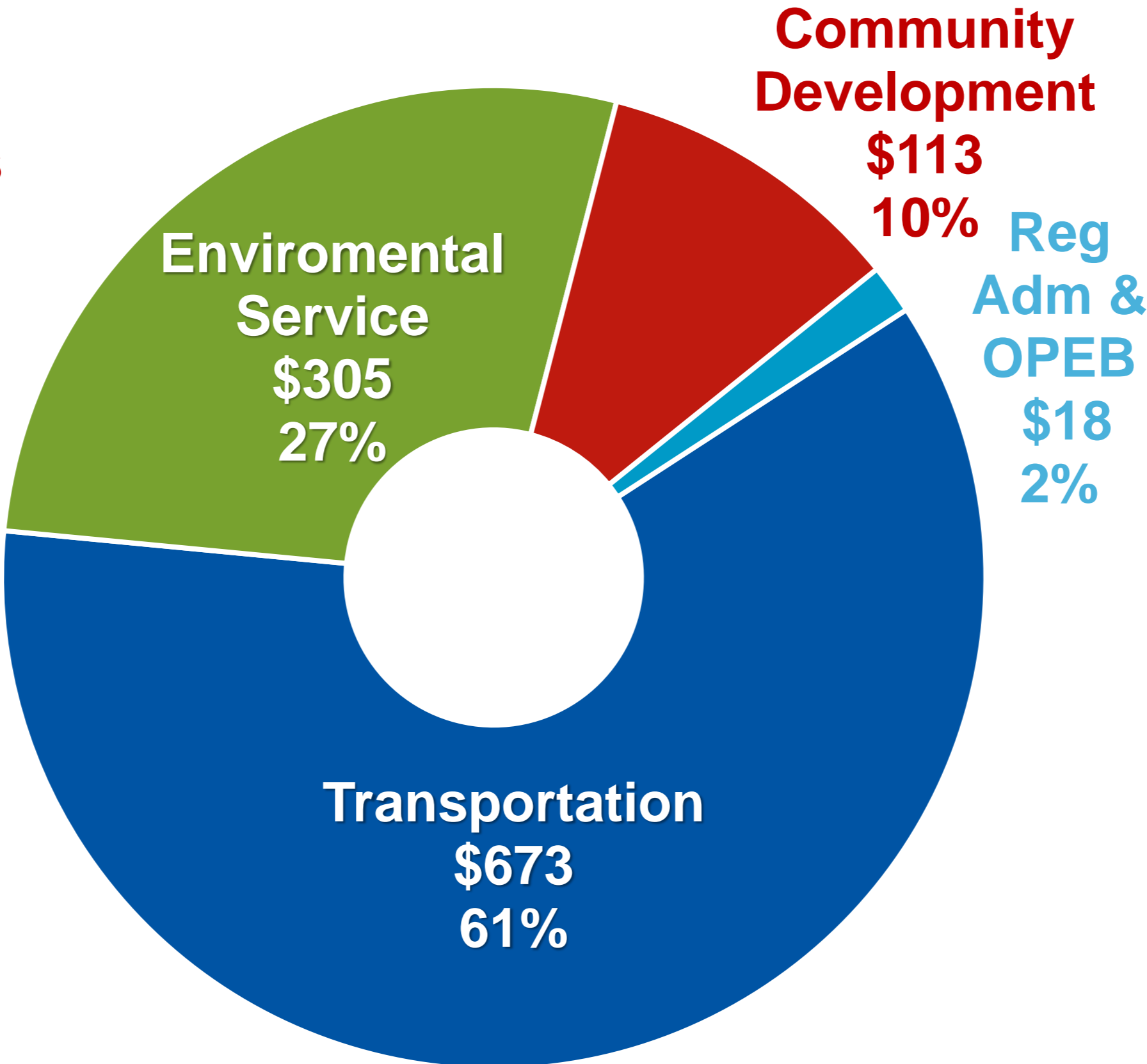
# 2019 Unified Budget

- Revenues
  - \$1.4 M – November MVST Forecast
  - \$3.8 M – Actual MVST Experience in CY2018
- Expenses
  - \$900 k – HRA: Funding available vouchers
  - \$700 k – RA: ADA Initiative

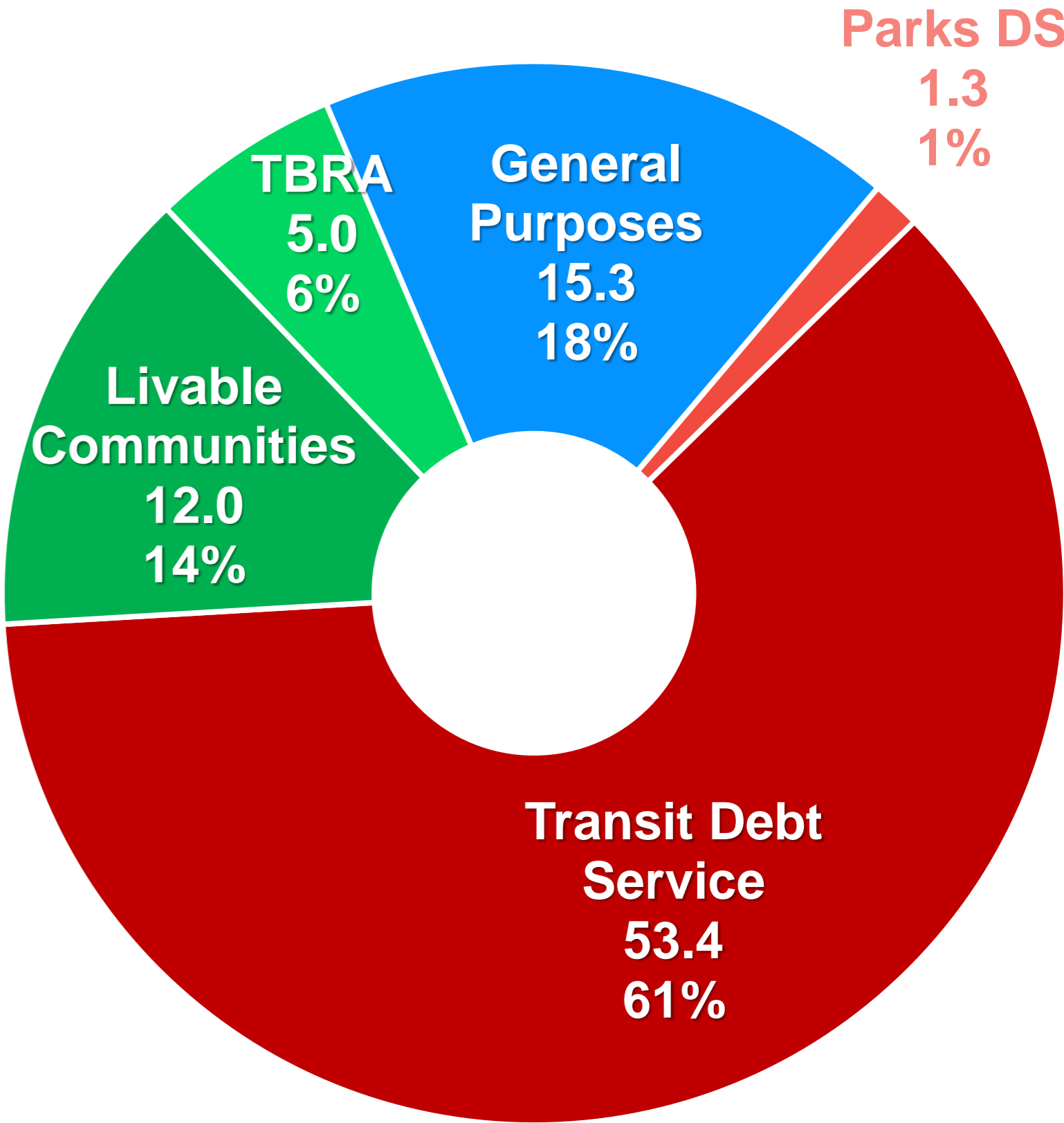
# 2019 Unified Budget



**6-year  
Capital Program  
\$7.6 B**



**2019  
Operating Budget  
\$1.1 B**



**Payable 2019  
Property Tax Levies  
\$87 M**