



2040 Indicator Projects: Updates and Next Steps

Metropolitan Council



January 10, 2024

Community Development Research

Today's presentation



- Council indicator projects background
- What we've learned about this work
- Imagine 2050 Opportunities

Shared language check!

Regional indicators

- Population-level
- Topics of **concern** and **influence** for Met Council
- Provide context; build our shared understanding of past and current conditions, (sometimes) how we compare to other regions

Example: Unemployment rates

Performance measures

- Information about operations, services, investments, programs, and policy objectives
- Met Council has (more) **control** (we're the provider/operator/policy writer)
- Provide evidence of whether objectives' targets are reached

Example: Council hiring data

“What does success look like?”

Outcomes > Outputs

- Data-driven decision-making
- “[indicators are] a foundation for continuous improvement and public accountability... adjusting policies and priorities as needed”
- Builds trust by describing what’s happening in our region, our role, and our results



Regional Benchmarks
Measuring Our Progress



2040 indicator projects

Housing Policy Plan

- Adopted with amendment (2015)
- Developed by staff
- Published in 2017
- Changes since adoption that reflect alignment with
 - Thrive MSP 2040
 - One Minnesota
 - Data availability
- 23 data points
- Access at metro council.org/housingdashboard

Thrive MSP 2040

- Adopted in 2018
- Staff + council member workgroup
- Published in 2019
- Changes since adoption that reflect alignment with
 - Data availability, compatibility
 - Methods
 - Data disaggregation
- 32 data points
- Access at metro council.org/thriveindicators

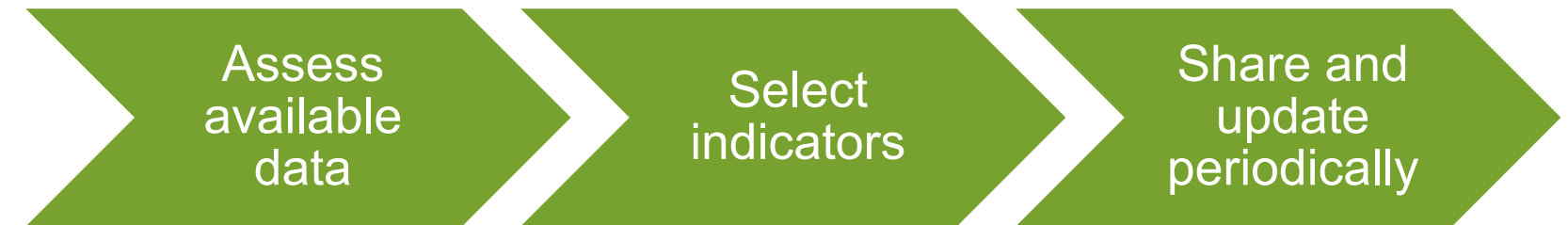


LEARNING THEME #1 -
REFLECTION

**This work is
about
dialogues,
not (just) data.**

Indicator projects: common scenarios

WHAT WE ASSUME THIS WORK LOOKS LIKE



"ANALYSIS PARALYSIS" STIFLES MOMENTUM



"WE DID IT... NOW WHAT?"



"WE DID IT...AND IT'S MARGINALLY USEFUL ...SOMETIMES"

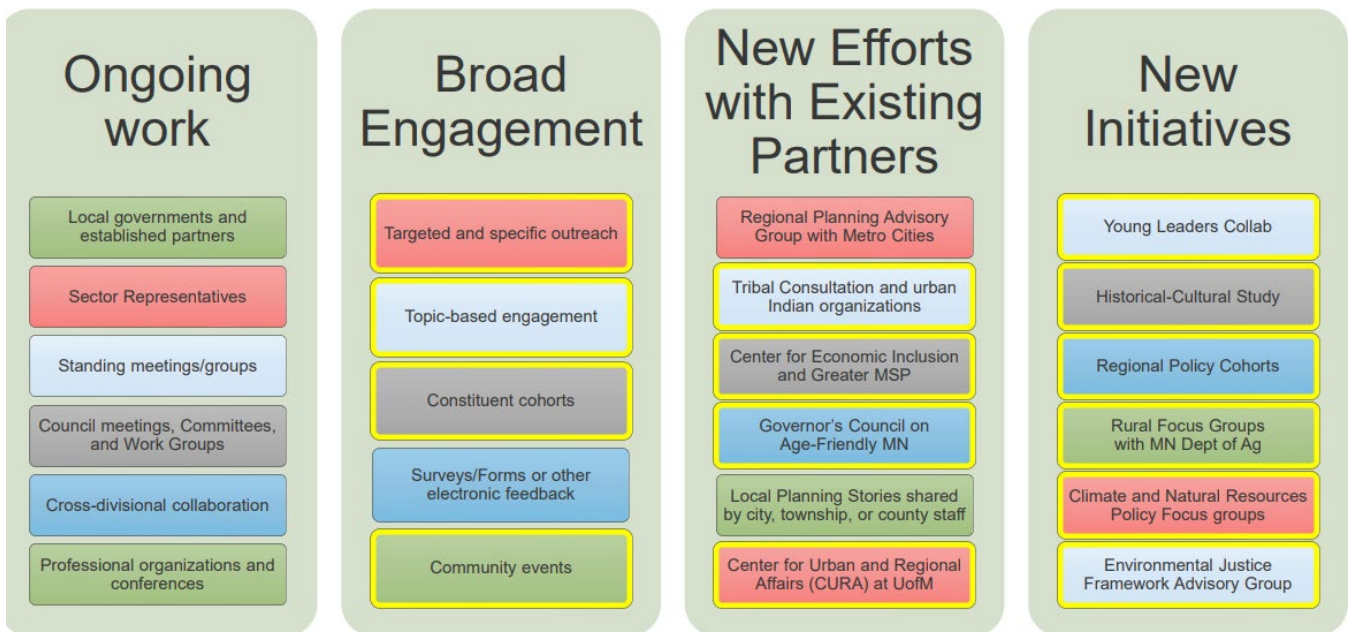


Robust engagement, inclusion for 2050 plan

LEARNING THEME #1 - OPPORTUNITY

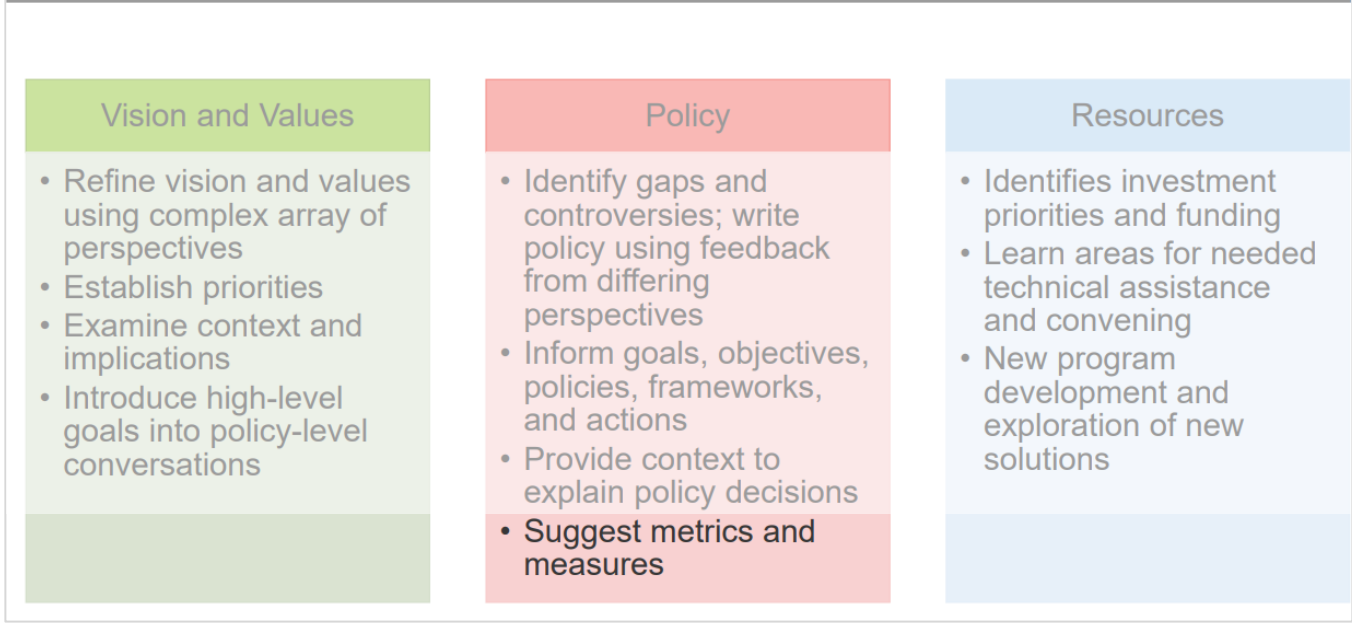
This work is about dialogues, not (just) data.

Centering Community



Source: [Sept 20, 2023 Committee of the Whole, "Framing Equity in Imagine 2050"](#)

How engagement data are used



Source: [Nov 15, 2023 Committee of the Whole, "Imagine 2050 Engagement update"](#)

Seattle's Equitable Development Indicators



Embedding equity and engagement

- Indicators were selected with extensive community and stakeholder engagement
- Indicator selection criteria and detailed reports of engagement findings (Appendix A)
- Measured at multiple levels (citywide, by race/ethnicity, and by neighborhood)
- Provides data that community-based organizations and residents can use

LEARNING THEME #2 –
REFLECTION

Frameworks are crucial.



- Organized around the five aspirational regional outcomes (Stewardship, Prosperity, Equity, Livability, Sustainability) and 20 specific strategies.
- Limited number, data availability, “state of region”
- What it tell us, why it matters

Nonresidential redevelopment

OUTCOME(S), STRATEGY

WHAT

WHY IT MATTERS

**Prosperity,
Equity**

**Encouraging
redevelopment
and infill**

We track new development (residential and non-residential) annually and we have detailed parcel-level data across the region.

Redevelopment and infill can have greater upfront costs (demolition, remediation) but savings in long-term public costs (less new infrastructure and maintenance).

Brownfields?
Greenfields?
Other specific
locations or markets?

What about the
region’s industrial
sites?

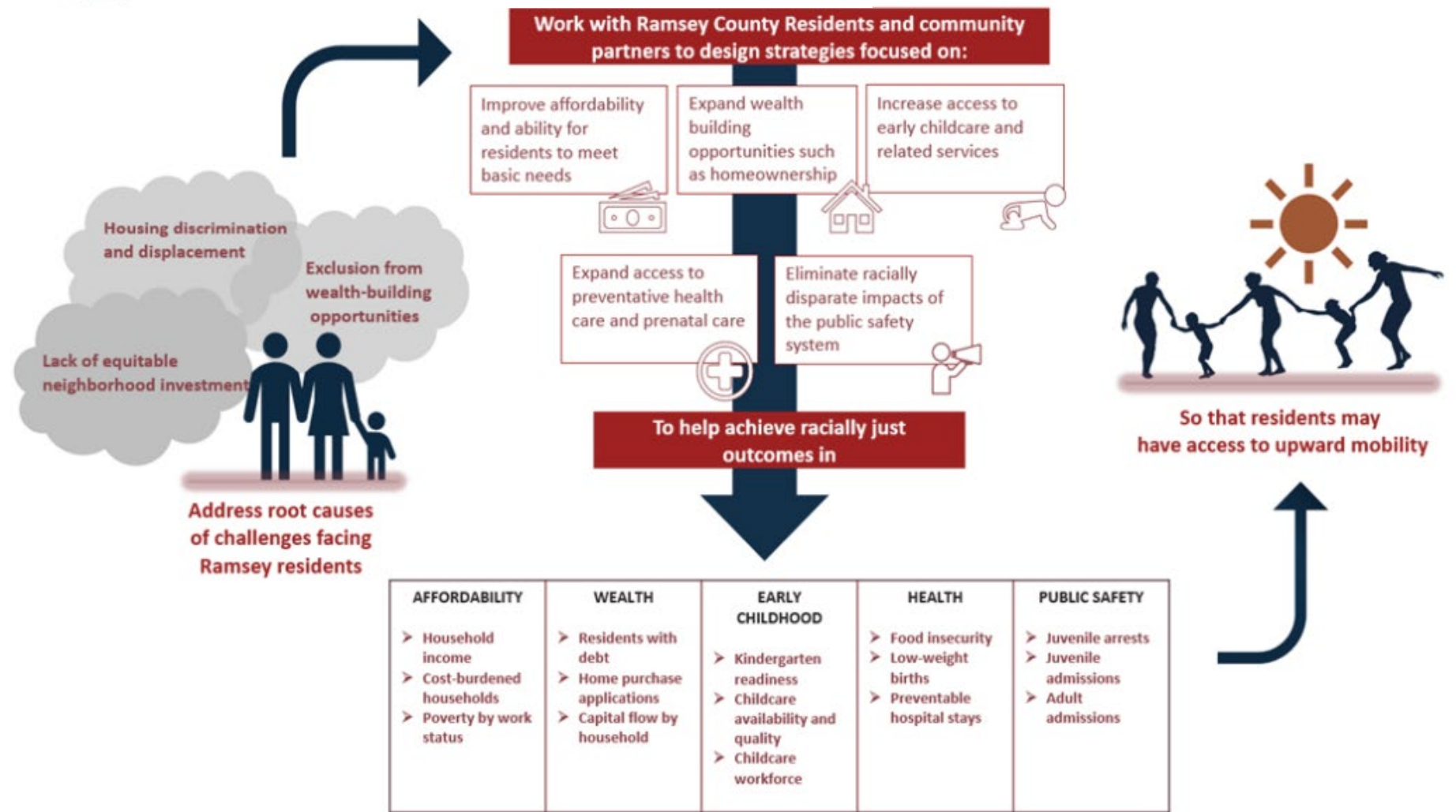
Same-use
redevelopment?

LEARNING THEME #2 –
EXAMPLE

Frameworks are crucial.



RAMSEY COUNTY



Source: [Ramsey County \(2023\)](#).

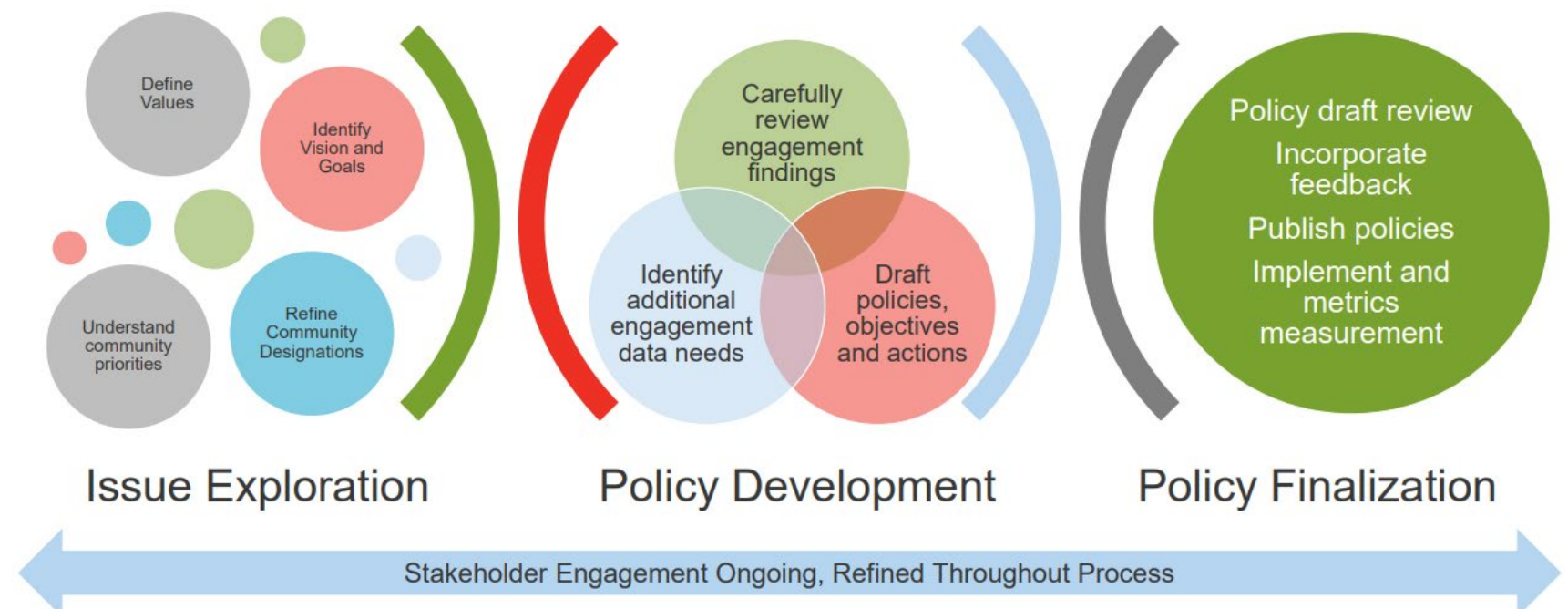
LEARNING THEME #2 –
OPPORTUNITY

Frameworks are crucial.

Imagine 2050 regional goals

- Our region is equitable and inclusive.
- Our communities are healthy and safe.
- Our region is dynamic and resilient.
- We lead on addressing climate change.
- We protect and restore natural systems.

Policy development process



LEARNING THEME #3 –
REFLECTION

Set targets.

Precedent for target-setting



Accommodating Growth

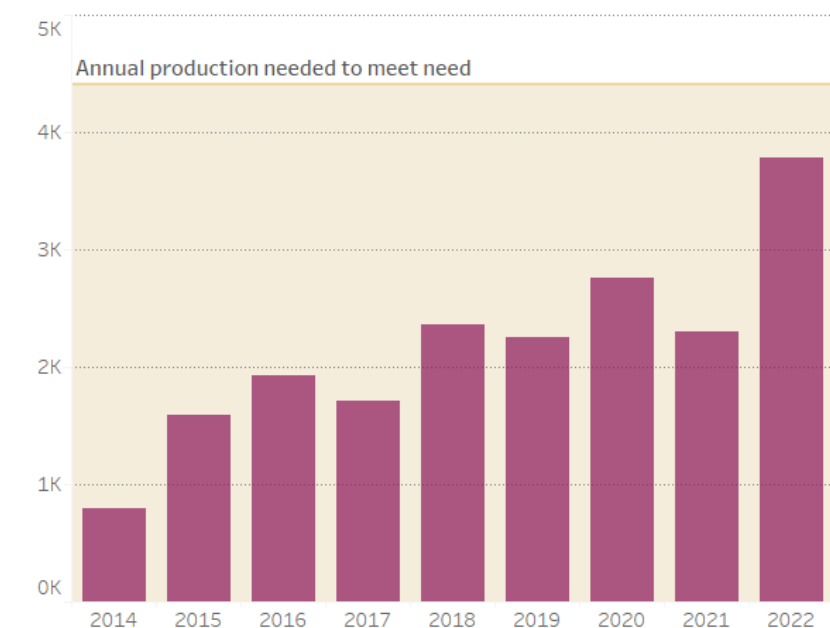
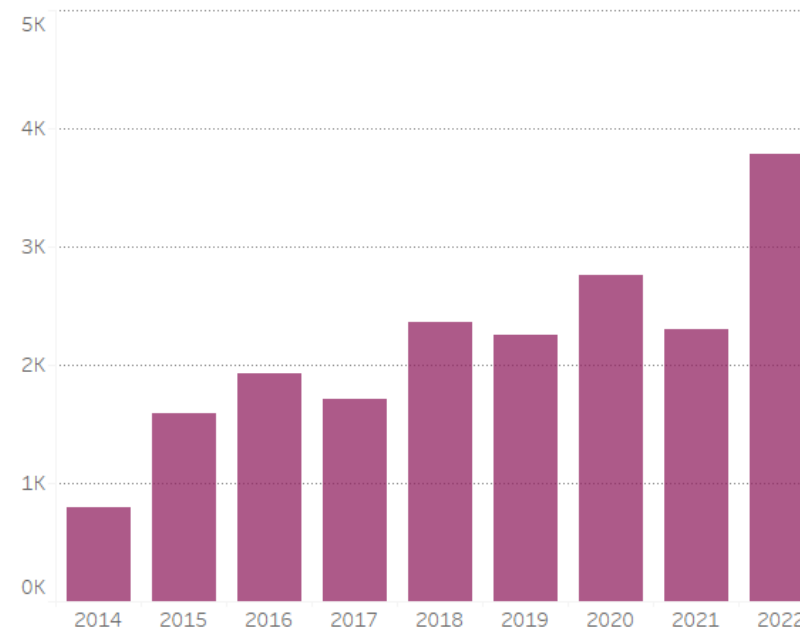
Housing Construction

2000 Baseline:	1,047,240 housing units
2030 Target:	1,537,000 housing units
<i>2010 Actual:</i>	<i>1,186,986 housing units</i>

Source: [Met Council, Regional Benchmarks: Measuring Our Progress, 2011.](#)

Relying on directional trends can fall short

New affordable housing added region-wide ...with annual production target

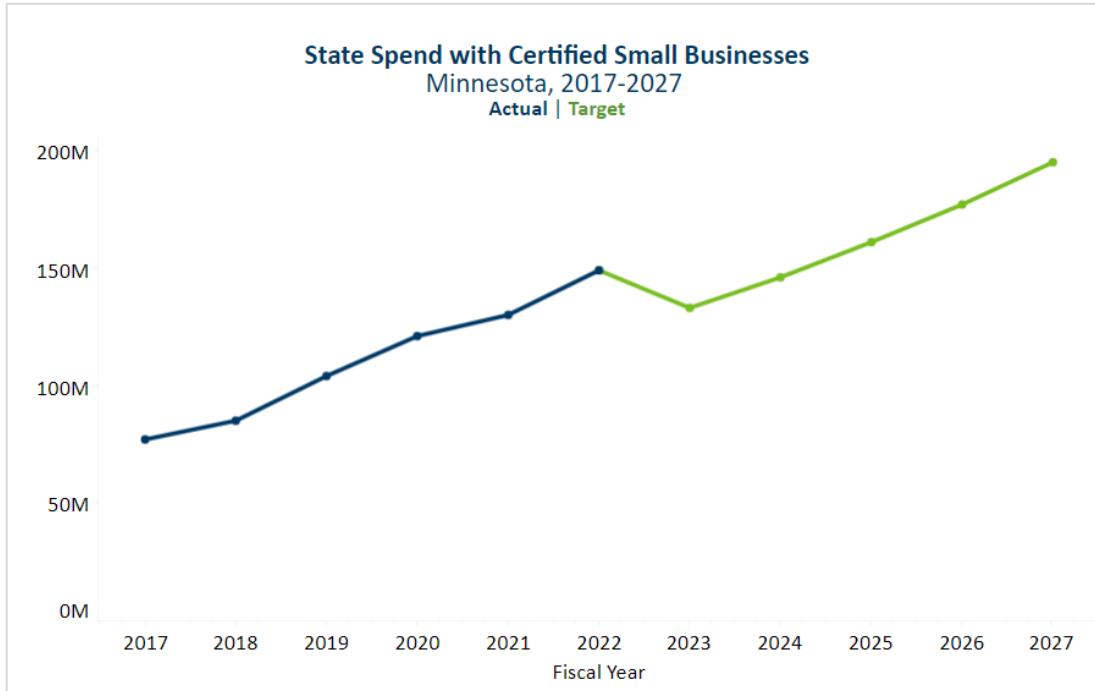


State of Minnesota



One Minnesota Plan


- Measurable goals help set direction and assess progress in priority areas
- Includes 14 topics that fall under the Plan's six priorities
- Each topic provides context to understand the importance of the measure(s) and has a measurable goal for 2027



Goal: The State of Minnesota's annual procurement supports certified small businesses.

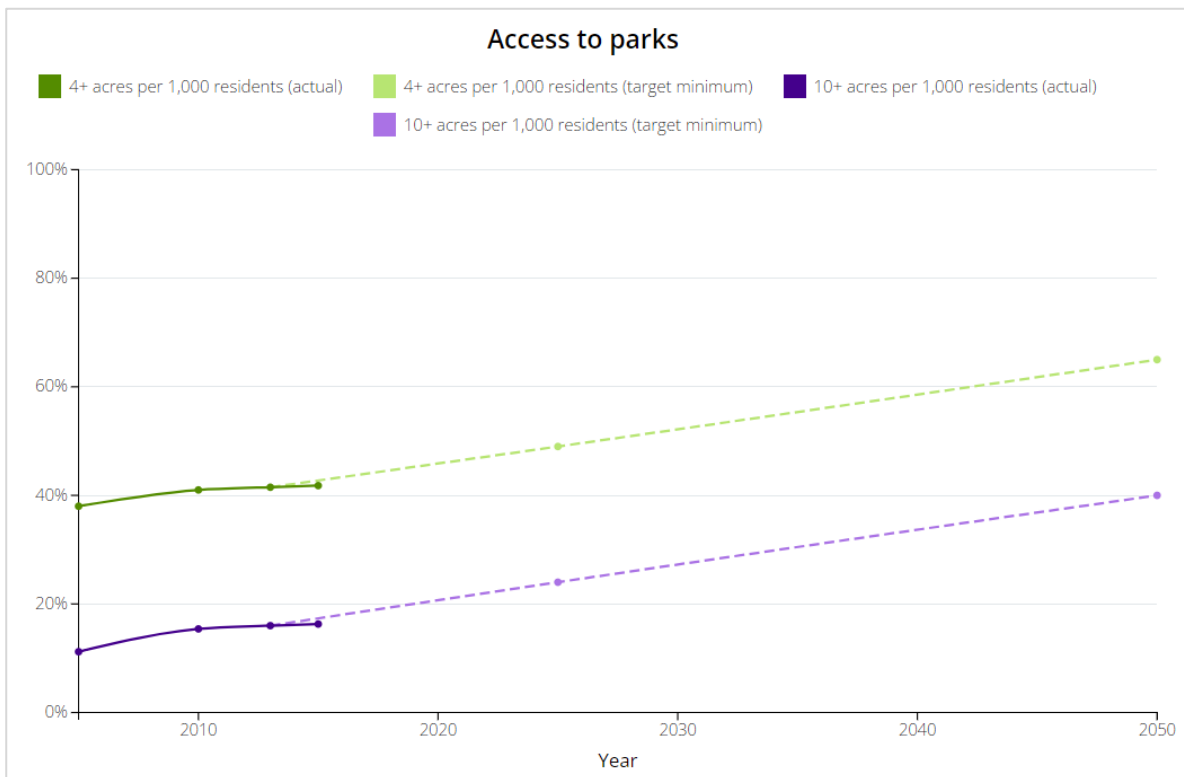
Measurable goal for 2027: Increase annual percent of diverse spend by 10% each year based on a 2020 baseline.

Chicago's ON TO 2050 regional plan



Chicago Metropolitan Area for Planning (CMAP)

- 47 indicators that speak to plan implementation
- Different ways to set targets
 - Set short-term (2025) and long-term targets (2050)
 - Target maximums and minimums
- Updates include progress toward target(s)



Summary: Learning themes

Dialogues and data

- Indicators and measurement creates opportunities for ongoing engagement and continuous improvement.
- Activate dialogue through frequent discussion of the indicators and measures with all stakeholders.
- There are no perfect data points; it's our shared understanding of progress that matters.

Frameworks are crucial

- Frameworks help us tell stories about our (complex) work and its impact.
- Frameworks help us contextualize our work by articulating how policies inter-relate and intersect toward realizing regional goals.
- Frameworks rely on concepts, not particular data points, which can provide needed flexibility.

Set targets

- Centers data-driven decision making and identifies changes that may be needed to reach our objectives.
- Targets are a call to action for regional stakeholders and our organization. They provide a basis for aligning efforts and create opportunities to describe our progress—and our challenges.

There is good news, too.

Our capacity for this work has grown since 2014

- New data sources, methods
 - Redlining, racially restrictive covenants
 - Climate and natural systems data (tree canopy, heat, GHG)
 - Comprehensive plan analysis
- Qualitative researchers
- Databases, BI software, and other reporting systems
 - Example: [Transportation System Performance Evaluation](#)
- Passion for continuous improvement and storytelling in all divisions

... But we shouldn't underestimate the work ahead!

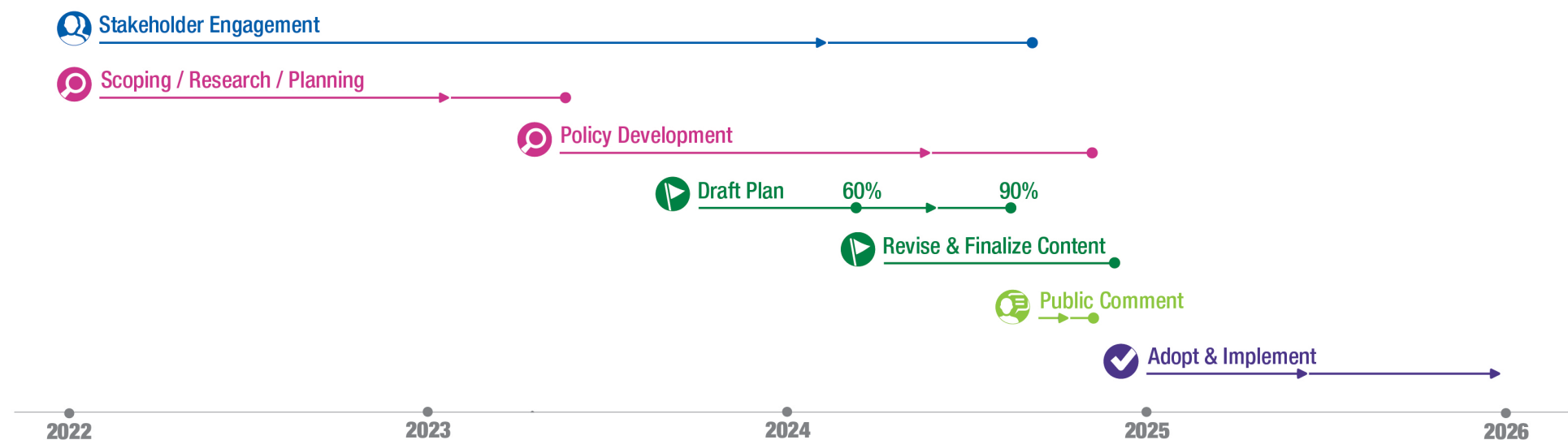


Now is the time to talk measurement

Questions for discussion today:

- What are your hopes for 2050 indicator projects?
- How do you suggest we activate dialogues about indicators and measures, both now (development) and later (during implementation)?
- Other reactions or ideas to share?

Imagine 2050 development timeline





Sarah Henrickson

Senior Researcher,
Community Development Research
sarah.henrickson@metc.state.mn.us

Krysten Ryba-Tures

Strategy & Product Design Manager,
Community Development Research
krysten.ryba-tures@metc.state.mn.us

