

ANNUAL USE ESTIMATE OF THE METROPOLITAN REGIONAL PARKS SYSTEM FOR 2013

BASED ON A FOUR-YEAR AVERAGE OF VISIT DATA FROM 2010 THROUGH 2013

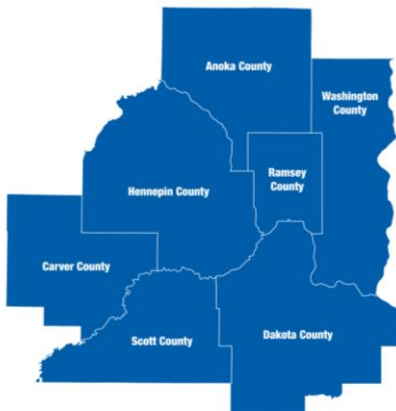


July 2014

The Council's mission is to foster efficient and economic growth for a prosperous metropolitan region

Metropolitan Council Members

Susan Haigh	Chair	Edward Reynoso	District 9
Katie Rodriguez	District 1	Marie McCarthy	District 10
Lona Schreiber	District 2	Sandy Rummel	District 11
Jennifer Munt	District 3	Harry Melander	District 12
Gary Van Eyll	District 4	Richard Kramer	District 13
Steve Elkins	District 5	Jon Commers	District 14
James Brimeyer	District 6	Steven T. Chávez	District 15
Gary L. Cunningham	District 7	Wendy Wulff	District 16
Adam Duinck	District 8		



The Metropolitan Council is the regional planning organization for the seven-county Twin Cities area. The Council operates the regional bus and rail system, collects and treats wastewater, coordinates regional water resources, plans and helps fund regional parks, and administers federal funds that provide housing opportunities for low- and moderate-income individuals and families. The 17-member Council board is appointed by and serves at the pleasure of the governor.

On request, this publication will be made available in alternative formats to people with disabilities. Call Metropolitan Council information at 651-602-1140 or TTY 651-291-0904.

Table of Contents

Introduction	1
Table 1: 2013 Visitation Estimate	5
Table 2: Special event counts for 2013	11
Table 3: Comparison of 2012 and 2013 visitation.....	26
Table 4: Comparison of 2012 and 2013 park vs. trail visitation.....	26
Table 5: Most-visited regional parks and trails - 2013.....	27
Table 6: Urban parks visitation - 2013.....	27
Table 7: Como visitation – park and zoo/conservatory special recreation feature.....	27
Table 8: Visitation estimates by agency for operations and maintenance formula purposes.....	28
Table 9: Regional Parks System units sample counted 2013	29
Table 10: Comparison of estimated visits at the agency level from 2007 to 2013.....	30
Table 11: Top activities in the Regional Park System - 2013.....	31
Table 12: Visitor origin by agency - 2013	32
Table 13: Local and non-local visits by agency - 2013	33
Acknowledgements.....	34

Introduction

The seven-county Twin Cities metropolitan area boasts a system of regional parks and trails that are nationally renowned for their beauty, size and variety of features. With 52 parks and preserves, more than 300 miles of interconnected trails, and seven special recreation features, the system provides a wealth of opportunities for recreation, exercise, and just plain fun. It also preserves significant green space and wildlife habitat.

The Regional Parks System draws more than 47 million visits every year—more than the Mall of America—and makes communities in the region more vital and attractive.

The Regional Parks System

The Regional Parks System consists of approximately 55,000 acres and is operated by 10 partner agencies, including cities, counties, and special park districts. The partner agencies work with the Council to protect natural resources and provide outdoor recreation for public enjoyment.

Highlights of the 2013 Report

Each year, the Metropolitan Council produces a report that highlights the estimated number of visits to the Metropolitan Regional Parks System. This report shows estimates for 2013. Visit data is collected within each unit of the system, 98 park and trails overall, and extrapolated to produce an annual estimate. A few highlights are as follows:

- An estimated **47,304,800 visits** were made to the Metropolitan Regional Parks System in 2013.
- **Annual visits increased 3.2% from 2012 to 2013.**
- **Since 2004**, annual visits have increased **29.9%**.



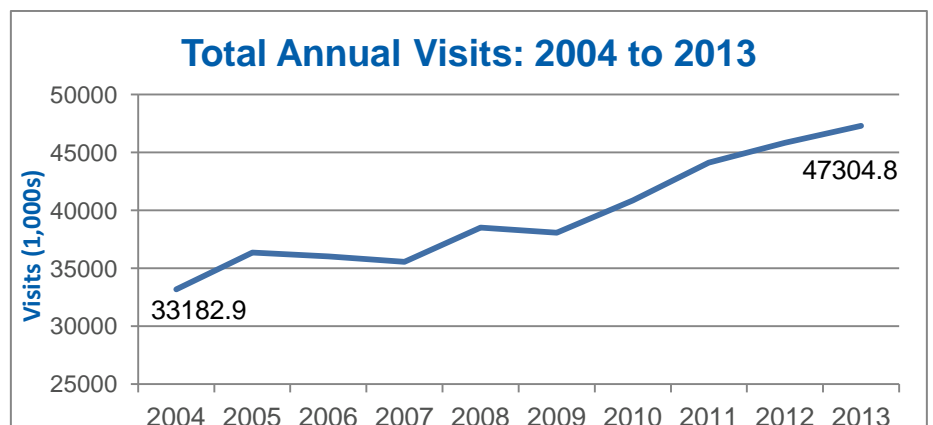
Cedar Lake Farm Regional Park, Scott County

47,304,800

Visits to the Regional Parks System in 2013



Como Regional Park & Special Recreation Feature, Saint Paul





*St. Croix Bluffs Regional Park,
Washington County*

- Overall, **26% of all visits in 2013 were to regional trails and 74% were visits to regional parks, park reserves and special recreation features.**
- Although Anoka County Riverfront, Minneapolis Chain of Lakes, and Mississippi Gorge are regional parks, the majority of visits to these parks are for trail use. If the trail visits to these regional parks were included in the trail totals, almost 40% of all 2013 visits were to regional trails.
- Approximately **54% of all estimated visits occurred in regional parks and trails in Minneapolis and Saint Paul.**

- The share of visits to Minneapolis and Saint Paul parks and trails in the regional system has decreased over time (a decline of approximately 12% since 2000). The decrease is likely due to the addition of park and trail facilities and population growth occurring outside these two cities.
- **Park visits increased most significantly in Scott County’s regional parks and trails**, wherein visits increased 23.8% from the year prior. This is likely due to the opening of Spring Lake Park in 2013.
- The city of Saint Paul saw the most significant decline in visits to its regional parks and trails from the preceding year (a drop of 2.6%).
- In 2013, the **Minneapolis Chain of Lakes Regional Park was the most frequently visited** Regional Park, with over 5 million visits. The table below illustrates the five most-visited regional parks, trails, and special recreation features in 2013.



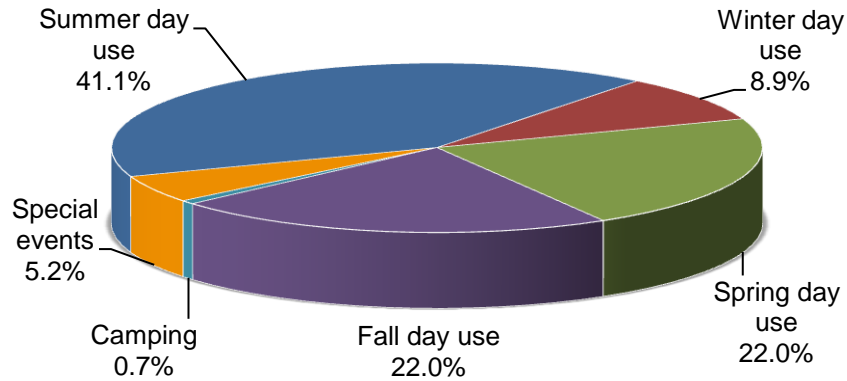
*Battle Creek Regional Park,
Ramsey County*

The Top-Five Most Frequently Visited Parks in Regional Parks System.

<i>Park/Reserve/Trail</i>	<i>2013 Visits</i>
1. Minneapolis Chain of Lakes Regional Park	5,094,400
2. Como Regional Park, Zoo and Conservatory Special Recreation Feature	4,476,100
3. Mississippi Gorge Regional Park	2,568,300
4. Central Mississippi Riverfront Regional Park	2,012,400
5. Phalen-Keller Regional Park	1,613,600

- Not surprisingly, the most popular time to visit regional parks is during the summer months (41%).

2013 Distribution of Regional Parks System Visits



- According to the [Metropolitan Council Regional Parks and Trails Survey 2008](#), 55% of all visits to regional parks and trails are considered “local” visits. A local visit is defined as a visit to a park or trail by a person who lives within the jurisdiction of the park agency that owns or operates that park or trail. Conversely, 45% of all visits to regional parks and trails are “non-local” visits, which demonstrate that the system serves a regional audience.



Baylor Regional Park, Carver County

How the Annual Use Estimate is Calculated

Use estimates are reported in “visits.” One person entering the park represents one visit. Therefore, if a person visits a particular park once each week for a year, that represents 52 visits to that park.

The annual use estimate is based on the average of four years (2009 – 2012) of summer counts of bikers, pedestrians, horse-riders, boats, vehicles, and charter buses that enter the park through recognized park entrances. People in vehicles and buses are not counted individually. To determine the number of people entering in vehicles or buses, a person-per-vehicle average is multiplied by the number of vehicles or buses in each sample count. The person-per-vehicle averages come from the [Metropolitan Council Regional Parks and Trails Survey 2008](#).

Counts are taken in two-hour samples between Memorial Day and Labor Day. Two-hour samples begin at 8 a.m., 10 a.m., 12 p.m., 2 p.m., 4 p.m. and 6 p.m. The entrances and times are randomly chosen, with the samples split evenly between weekdays and weekends. To accurately estimate summer use, at least 25 samples on weekends and 25 samples on weekdays in each park and trail are necessary, but it is cost-prohibitive to do 50 samples per park and trail every year. Therefore, the samples for the current year and the three previous years are combined to determine the annual use for each park and trail. For each year, at least 16 samples are drawn for each park and trail. The four-year approach results in a



Lebanon Hills Regional Park, Dakota County

minimum of 32 samples on weekends and 32 samples on weekdays, which meets the statistical requirements for estimated visits.



*Theodore Wirth Regional Park
Minneapolis Park and Recreation
Board*

The four-year approach reduces the effect of extreme weather or other anomalies on each park's estimated visitation. It reduces the effects of a temporary closure of a popular facility and from road construction to the facility. The four-year average also somewhat underestimates increased visitation associated with a major new facility such as a swim pond or play structure. By the fourth year of the facility's existence, its visitation is fully represented in the data. The annual estimate makes no attempt to correct for overestimates for temporary closures or underestimates for facility additions. All agencies in the regional system are adding desirable facilities and experiencing temporary closures of facilities that are being redeveloped. Therefore, it is believed that the four-year average has negligible effects when comparing visitation across agencies.

Summer visitation is calculated by taking the total number of people entering the park during each sample and multiplying it by the number of entrances and time slots that sample represents. Winter, spring and fall seasonal visitation estimates are then calculated from the summer visitation using seasonal multiplier data derived from the [Metropolitan Council Regional Parks and Trails Survey 2008](#).

The Regional Parks System Annual Use Estimate has been calculated since 1995

Camping visits are also added to the annual estimate. A camping visit is defined as a camper in the park for any part of a day, so a family of four who camped one night would be counted as eight total visits. Special events are also added to the annual use estimate when the attendance was greater than 300 people and the event did not take place during the sample counts. If sample counts occurred during a special event, counts were not included in the estimate. Camping and special event data are not averaged across four years since the implementing agencies have records reflecting those types of visits on an annual basis.



*Silverwood Special Recreation Feature,
Three Rivers Park District*

Table 1: 2013 Visitation Estimate

Agency/Park	Summer		Winter		Spring/Fall		Other ¹		Total Visits (1,000's)	O & M ² Grant Adjustments
	visits (1,000's)	use multiplier	visits (1,000's)	use multiplier	visits (1,000's)	use multiplier	Camping (1,000's)	Special Events (1,000's)		
ANOKA COUNTY:										
Anoka Co. Riverfront RP ³	89.8	0.245	22.0	1.054	94.6	0.0	0.0	206.4		
Bunker Hills RP	169.0	0.178	30.1	0.957	161.8	43.7	208.2	612.7		
Bunker Hills-Chain of Lakes RT ⁴	32.8	0.306	10.0	1.317	43.2	0.0	0.0	86.1		
Central Anoka RT	25.4	0.306	7.8	1.317	33.4	0.0	0.0	66.6		
Coon Creek RT ⁴	47.0	0.306	14.4	1.317	61.9	0.0	0.0	123.4		
Coon Rapids Dam RP	203.1	0.178	36.1	0.957	194.3	0.0	15.7	449.3		
East Anoka County RT ⁴	31.0	0.306	9.5	1.317	40.9	0.0	0.0	81.4		
Lake George RP	96.6	0.178	17.2	0.957	92.4	0.0	5.3	211.5		
Martin-Island-Linwood Lakes RP	55.0	0.178	9.8	0.957	52.6	0.0	6.5	124.0		
Mississippi River RT	44.4	0.306	13.6	1.317	58.4	0.0	0.0	116.3		
Mississippi West RP ⁵	92.1	0.178	16.4	0.957	88.2	0.0	0.0	196.7		
Rice Creek Chain of Lakes PR	132.9	0.178	23.7	0.957	127.2	24.2	43.2	351.1		
Rice Creek North RT	47.2	0.306	14.4	1.317	62.2	0.0	0.0	123.9		
Rice Creek West RT	114.2	0.306	34.9	1.317	150.4	0.0	1.2	300.8		
Rum River RT ⁴	23.0	0.306	7.1	1.317	30.3	0.0	0.0	60.4		
Rum River Central RP	31.7	0.178	5.6	0.957	30.3	0.0	0.0	67.7		
RP/PR/SRF subtotals	870.2		160.9		841.4	67.9	278.9	2,219.3		
RT subtotals	365.1		111.7		480.8	0.0	1.2	958.9		
Subtotal:	1,235.3		272.6		1,322.3	67.9	280.1	3,178.2		3,178.225
BLOOMINGTON:										
Bush and Normandale Lakes RP	319.8	0.178	56.9	0.957	306.1	0.0	59.4	742.2		
Subtotal:	319.8		56.9		306.1	0.0	59.4	742.2		742.180
CARVER COUNTY:										
Baylor RP	28.4	0.178	5.1	0.957	27.2	19.5	13.6	93.7		
Dakota Rail RT ⁴	46.4	0.000	0.0	1.317	61.2	0.0	0.0	107.6		
Lake Minnewashta RP	73.7	0.178	13.1	0.957	70.5	0.0	7.4	164.8		
Lake Waconia RP	48.2	0.178	8.6	0.957	46.1	0.0	14.3	117.2		
Minnesota River Bluffs RT ⁵	56.7	0.000	0.0	1.317	74.7	0.0	0.0	131.4		
RP/PR/SRF subtotals	150.3		26.8		143.8	19.5	35.3	375.7		
RT subtotals	103.2		0.0		135.9	0.0	0.0	239.0		
Subtotal:	253.5		26.8		279.7	19.5	35.3	614.7		614.696
Notes:										
All visits are listed in units of 1,000 (for example, "50.5" is equivalent to 50,500 visits). Subtotals are rounded.										
RP = Regional Park; PR = Park Reserve; RT = Regional Trail; SRF = Special Recreation Feature										
¹ Camping is in "visitor-days," where each visit is one person in the park for one day. A family of four staying one night would have 8 visitor-days. Special events include events over 300 and any unusual park-specific situations. Special events and situations are detailed in Table 2.										
² O & M = Operations and Maintenance										
³ In this park the majority of users are trail users. The multipliers were adjusted to reflect the mix of trail and park use.										
⁴ 3rd year sampled										
⁵ 2nd year sampled										

Table 1: 2013 Visitation Estimate

Agency/Park	Summer		Winter		Spring/Fall		Other ¹		Total Visits (1,000's)	O & M ² Grant Adjustments
	visits (1,000's)	use multiplier	visits (1,000's)	use multiplier	visits (1,000's)	use multiplier	Camping (1,000's)	Special Events (1,000's)		
DAKOTA COUNTY:										
Big Rivers RT	50.4	0.306	15.4	1.317	66.3	0.0	0.0	132.1		
Lake Byllesby RP	38.0	0.178	6.8	0.957	36.3	19.2	0.0	100.3		
Lebanon Hills RP	223.9	0.178	39.8	0.957	214.2	33.4	26.7	538.0		
Miesville Ravine PR	19.9	0.178	3.5	0.957	19.1	0.0	0.0	42.5		
Mississippi River RT	26.9	0.306	8.2	1.317	35.4	0.0	0.4	70.9		
North Urban RT	7.9	0.306	2.4	1.317	10.4	0.0	0.0	20.7		
Spring Lake PR	41.9	0.178	7.5	0.957	40.1	0.0	44.1	133.5		
RP/PR/SRF subtotals	323.6		57.6		309.7	52.6	70.8	814.3		
RT subtotals	85.1		26.0		112.1	0.0	0.4	223.7		
Subtotal:	408.7		83.7		421.8	52.6	71.2	1,038.0		1,037.990
MPLS. PARK & RECREATION BOARD:										
Cedar Lake RT	168.8	0.306	51.6	1.317	222.3	0.0	0.4	443.1		
Central Mississippi Riverfront RP	842.3	0.178	149.9	0.957	806.1	0.0	214.0	2,012.4		
Columbia Parkway RT	33.6	0.306	10.3	1.317	44.3	0.0	0.0	88.2		
Kenilworth RT	225.0	0.306	68.9	1.317	296.4	0.0	0.0	590.3		
Luce Line RT	56.2	0.306	17.2	1.317	74.0	0.0	0.0	147.3		
Minneapolis Chain-of-Lakes RP ³	2,151.1	0.245	527.0	1.054	2,267.3	0.0	149.1	5,094.4		
Minnehaha Parkway RT	555.4	0.306	170.0	1.317	731.5	0.0	9.9	1,466.8		
Minnehaha RP	691.8	0.178	123.1	0.957	662.1	0.0	27.5	1,504.5		
Mississippi Gorge RP	466.3	0.306	142.7	1.317	614.1	0.0	27.6	1,250.6		
Northeast Diagonal RT	72.9	0.306	22.3	1.317	96.1	0.0	0.0	191.3		
Nokomis-Hiawatha RP	660.9	0.178	117.6	0.957	632.5	0.0	47.7	1,458.8		
North Mississippi RP	110.8	0.178	19.7	0.957	106.0	0.0	3.0	239.5		
Ridgeway Parkway RT	7.5	0.306	2.3	1.317	9.8	0.0	0.0	19.6		
St. Anthony Parkway RT	83.0	0.306	25.4	1.317	109.3	0.0	0.0	217.6		
Shingle Creek RT	50.8	0.306	15.6	1.317	66.9	0.0	0.0	133.3		
Theodore Wirth RP	206.3	0.178	36.7	0.957	197.4	0.0	19.4	459.8		
Victory (Wirth) Memorial Parkway RT	249.5	0.306	76.3	1.317	328.6	0.0	4.6	659.0		
RP/PR/SRF subtotals	5,129.6		1,116.9		5,285.5	0.0	488.1	12,020.1		
RT subtotals	1,502.7		459.8		1,979.1	0.0	14.9	3,956.5		
Subtotal:	6,632.3		1,576.7		7,264.6	0.0	503.0	15,976.6		15,976.565
Notes:										
All visits are listed in units of 1,000 (for example, "50.5" is equivalent to 50,500 visits). Subtotals are rounded.										
RP = Regional Park; PR = Park Reserve; RT = Regional Trail; SRF = Special Recreation Feature										
¹ Camping is in "visitor-days," where each visit is one person in the park for one day. A family of four staying one night would have 8 visitor-days. Special events include events over 300 and any unusual park-specific situations. Special events and situations are detailed in Table 2.										
² O & M = Operations and Maintenance										
³ In this park the majority of users are trail users. The multipliers were adjusted to reflect the mix of trail and park use.										

Table 1: 2013 Visitation Estimate

Agency/Park	Summer		Winter		Spring/Fall		Other ¹		Total Visits (1,000's)	O & M ² Grant Adjustments
	visits (1,000's)	use multiplier	visits (1,000's)	use multiplier	visits (1,000's)	use multiplier	Camping (1,000's)	Special Events (1,000's)		
RAMSEY COUNTY										
Bald Eagle-Otter Lake RP	122.8	0.178	21.8	0.957	117.5	0.0	101.2	363.3		
Battle Creek RP	351.8	0.178	62.6	0.957	336.6	0.0	11.0	761.9		
Birch Lake RT	42.5	0.306	13.0	1.317	56.0	0.0	1.5	113.0		
Bruce Vento RT	157.2	0.306	48.1	1.317	207.0	0.0	1.0	413.3		
Grass-Vadnais-Snail Lake RP	348.9	0.178	62.1	0.957	333.9	0.0	1.5	746.3		
Highway 96 RT	224.0	0.306	68.6	1.317	295.0	0.0	1.0	588.6		
Keller RP	255.6	0.178	45.5	0.957	244.6	0.0	1.3	546.9		
Long Lake RP	158.5	0.178	28.2	0.957	151.7	0.0	22.4	360.8		
Rice Creek North RT	74.8	0.306	22.9	1.317	98.5	0.0	0.0	196.2		
Rice Creek West RT	65.9	0.306	20.2	1.317	86.8	0.0	1.2	174.0		
Tony Schmidt RP	138.5	0.178	24.7	0.957	132.6	0.0	0.3	296.0		
Trout Brook RT	36.5	0.306	11.2	1.317	48.1	0.0	1.0	96.8		
RP/PR/SRF subtotals	1,375.9		244.9		1,316.8	0.0	137.7	3,075.3		
RT subtotals	600.9		183.9		791.4	0.0	5.7	1,581.9		
Subtotal:	1,976.8		428.8		2,108.2	0.0	143.4	4,657.2	4,657.168	
Agency/Park	Summer		Winter		Spring/Fall		Other ¹		Total Visits (1,000's)	O & M ² Grant Adjustments
visits (1,000's)	use multiplier	visits (1,000's)	use multiplier	visits (1,000's)	use multiplier	Camping (1,000's)	Special Events (1,000's)			
CITY OF ST. PAUL										
Bruce Vento RT	99.9	0.306	30.6	1.317	131.5	0.0	0.3	262.2		
Cherokee Heights RP	155.6	0.178	27.7	0.957	149.0	0.0	7.2	339.5		
Como RP, Zoo & Conservatory SRF	1,903.8	0.178	338.9	0.957	1,821.9	0.0	411.5	4,476.1		
Hidden Falls-Crosby Farm RP	204.7	0.178	36.4	0.957	195.9	0.0	11.7	448.8		
Indian Mounds RP	159.3	0.178	28.4	0.957	152.4	0.0	4.5	344.6		
Lilydale-Harriet Island RP	225.3	0.178	40.1	0.957	215.6	0.0	305.2	786.1		
Mississippi Gorge RP	491.6	0.306	150.4	1.317	647.5	0.0	28.2	1,317.7		
Phalen RP	471.7	0.178	84.0	0.957	451.4	0.0	59.8	1,066.7		
Samuel Morgan RT	155.8	0.306	47.7	1.317	205.3	0.0	5.0	413.8		
RP/PR/SRF subtotals	3,612.0		705.9		3,633.7	0.0	828.0	8,779.5		
RT subtotals	255.7		78.2		336.8	0.0	5.3	676.0		
Subtotal:	3,867.7		784.1		3,970.5	0.0	833.3	9,455.6	9,455.556	
Notes:										
All visits are listed in units of 1,000 (for example, "50.5" is equivalent to 50,500 visits). Subtotals are rounded.										
RP = Regional Park; PR = Park Reserve; RT = Regional Trail; SRF = Special Recreation Feature										
¹ Camping is in "visitor-days," where each visit is one person in the park for one day. A family of four staying one night would have 8 visitor-days. Special events include events over 300 and any unusual park-specific situations. Special events and situations are detailed in Table 2.										
² O & M = Operations and Maintenance										

Table 1: 2013 Visitation Estimate

Agency/Park	Summer	Winter		Spring/Fall		Other ¹		Total Visits (1,000's)	O & M ² Grant Adjustments
	visits (1,000's)	use multiplier	visits (1,000's)	use multiplier	visits (1,000's)	Camping (1,000's)	Special Events (1,000's)		
SCOTT COUNTY									
Cedar Lake Farm RP ³	16.1	0.000	0.0	0.160	2.6	1.3	7.1	27.1	
Scott County RT	103.9	0.306	31.8	1.317	136.8	0.0	0.0	272.5	
Spring Lake RP ⁴	26.1	0.178	4.6	0.957	25.0	0.0	3.6	59.3	
RP/PR/SRF subtotals	42.2		4.6		27.5	1.3	10.7	86.4	
RT subtotals	103.9		31.8		136.8	0.0	0.0	272.5	
Subtotal:	146.1		36.4		164.3	1.3	10.7	358.9	358.878
Agency/Park	Summer	Winter		Spring/Fall		Other ¹		Total Visits (1,000's)	O & M ² Grant Adjustments
visits (1,000's)	use multiplier	visits (1,000's)	use multiplier	visits (1,000's)	Camping (1,000's)	Special Events (1,000's)			
THREE RIVERS - SCOTT COUNTY									
Cleary Lake RP	111.1	0.178	19.8	0.957	106.3	15.7	2.7	255.6	
Murphy-Hanrehan PR	31.8	0.178	5.7	0.957	30.4	0.5	1.7	70.0	
RP/PR/SRF subtotals	142.9		25.4		136.7	16.2	4.4	325.6	
RT subtotals	0.0		0.0		0.0	0.0	0.0	0.0	
Three Rivers - Scott Subtotal:	142.9		25.4		136.7	16.2	4.4	325.6	325.640
Notes:									
All visits are listed in units of 1,000 (i.e., "50.5" is equivalent to 50,500 visits). Subtotals are rounded.									
RP = Regional Park; PR = Park Reserve; RT = Regional Trail; SRF = Special Recreation Feature									
¹ Camping is in "visitor-days," where each visit is one person in the park for one day. A family of four staying one night would have 8 visitor-days. Special events include events over 300 and any unusual park-specific situations. Special events and situations are detailed in Table 2.									
² O & M = Operations and Maintenance									
³ The regional park was open for small portion of the fall and spring and closed for the winter, so the seasonal multipliers have been adjusted to reflect summer and fall use.									
⁴ 1st year sampled									

Table 1: 2013 Visitation Estimate

Agency/Park	Summer		Winter		Spring/Fall		Other ¹		Total Visits (1,000's)	O & M ² Grant Adjustments
	visits (1,000's)	use multiplier	visits (1,000's)	use multiplier	visits (1,000's)	use multiplier	Camping (1,000's)	Special Events (1,000's)		
THREE RIVERS PARK DISTRICT										
Baker PR	176.2	0.178	31.4	0.957	168.7	0.957	94.3	26.5	497.1	
Bassett Creek RT	40.3	0.306	12.3	1.317	53.0	1.317	0.0	0.0	105.6	
Bryant Lake RP	177.4	0.178	31.6	0.957	169.8	0.957	0.0	0.5	379.2	
Carver PR	103.9	0.178	18.5	0.957	99.4	0.957	27.1	18.5	267.4	
Cedar Lake LRT RT	222.7	0.306	68.2	1.317	293.3	1.317	0.0	0.0	584.2	
Clifton French RP	248.4	0.178	44.2	0.957	237.7	0.957	0.0	7.2	537.5	
Coon Rapids Dam RP	165.7	0.178	29.5	0.957	158.6	0.957	0.0	4.9	358.7	
Crow-Hassan PR	17.1	0.178	3.0	0.957	16.4	0.957	7.1	0.7	44.4	
Dakota Rail RT	198.8	0.000	0.0	1.317	261.8	1.317	0.0	4.2	464.8	
Eagle Lake RP	32.7	0.178	5.8	0.957	31.3	0.957	0.0	0.0	69.9	
Elm Creek PR	394.0	0.178	70.1	0.957	377.1	0.957	2.8	139.0	983.0	
Fish Lake RP	154.7	0.178	27.5	0.957	148.1	0.957	0.0	2.1	332.4	
Gale Woods SRF	39.5	0.178	7.0	0.957	37.8	0.957	0.0	28.9	113.1	Downhill ski
Hyland Lake PR	274.9	0.178	48.9	0.957	263.1	0.957	3.4	200.2	790.5	-176.600
Lake Independence RT	21.9	0.306	6.7	1.317	28.8	1.317	0.0	0.0	57.4	
Lake Minnetonka RP	111.0	0.178	19.8	0.957	106.3	0.957	0.0	2.0	239.1	
Lake Minnetonka Islands RP ³	65.0	n/a	0.0	n/a	0.0	n/a	0.0	0.0	65.0	
Lake Minnetonka LRT RT	156.6	0.306	47.9	1.317	206.2	1.317	0.0	5.1	415.8	
Lake Rebecca PR	95.5	0.178	17.0	0.957	91.3	0.957	6.9	6.3	217.0	
The Landing ⁴	3.0	n/a	0.0	n/a	0.0	n/a	0.0	19.2	22.2	
Luce Line RT	184.6	0.306	56.5	1.317	243.1	1.317	0.0	0.0	484.1	
Medicine Lake RT	217.4	0.306	66.5	1.317	286.3	1.317	0.0	2.0	572.1	
Minnesota River Bluffs LRT RT	103.9	0.306	31.8	1.317	136.9	1.317	0.0	2.7	275.3	
Nine Mile Creek RT ⁵	46.6	0.306	14.2	1.317	61.3	1.317	0.0	0.0	122.1	
Noerenberg Gardens SRF	23.5	0.000	0.0	0.957	22.5	0.957	0.0	0.0	46.0	
North Cedar Lake RT	157.9	0.306	48.3	1.317	208.0	1.317	0.0	0.0	414.2	
North Mississippi RP	22.1	0.178	3.9	0.957	21.2	0.957	0.0	10.1	57.3	
Northeast Diagonal RT	20.1	0.306	6.1	1.317	26.4	1.317	0.0	0.0	52.6	
Rush Creek RT	111.9	0.306	34.3	1.317	147.4	1.317	0.0	0.0	293.6	
Shingle Creek RT	69.0	0.306	21.1	1.317	90.8	1.317	0.0	0.0	180.9	
Silverwood SRF	114.6	0.178	20.4	0.957	109.7	0.957	0.0	16.7	261.4	
Twin Lakes RT	32.8	0.306	10.0	1.317	43.2	1.317	0.0	0.0	86.1	
RP/PR/SRF subtotals	2,219.3		378.7		2,058.8		141.6	482.8	5,281.2	
RT subtotals	1,584.4		424.0		2,086.7		0.0	14.0	4,109.1	
Three Rivers Subtotal:	3,803.7		802.8		4,145.5		141.6	496.8	9,390.4	9,213.760
Three Rivers-Scott & Three Rivers Park District Subtotal:	3,946.6		828.2		4,282.2		157.8	501.2	9,716.0	9,539.400
Notes:	All visits are listed in units of 1,000 (for example, "50.5" is equivalent to 50,500 visits). Subtotals are rounded.									
	RP = Regional Park; PR = Park Reserve; RT = Regional Trail; SRF = Special Recreation Feature									
	¹ Camping is in "visitor-days," where each visit is one person in the park for one day. A family of four staying one night would have 8 visitor-days. Special events include events over 300 and any unusual park-specific situations. Special events and situations are detailed in Table 2.									
	² O & M = Operations and Maintenance									
	³ Lake Minnetonka Islands total annual visitation data is provided from Three Rivers and is not based on the Metropolitan Council sample.									
	⁴ The Landing total annual visitation is provided from Three Rivers and is not based on the Metropolitan Council sample. Park visitors enter through the Visitor's Center, where staff records the number of visitors. Special events are accounted for through the park's reservation system and are not duplicative of the general annual visitation reported. It was also the third year sampled.									
	⁵ 1st year sampled									

Table 1: 2013 Visitation Estimate

	Summer	Winter		Spring/Fall		Other ¹		Total Visits (1,000's)	O & M ² Grant Adjustments
Agency/Park	visits (1,000's)	use multiplier	visits (1,000's)	use multiplier	visits (1,000's)	Camping (1,000's)	Special Events (1,000's)		
WASHINGTON COUNTY									
Big Marine PR	130.5	0.178	23.2	0.957	124.9	0.0	0.6	279.2	
Cottage Grove Ravine RP	34.6	0.178	6.2	0.957	33.1	0.0	1.5	75.3	
Hardwood Creek RT	163.9	0.306	50.2	1.317	215.8	0.0	18.0	447.9	
Lake Elmo PR	200.7	0.178	35.7	0.957	192.1	24.2	11.5	464.2	
Pine Point RP	38.6	0.178	6.9	0.957	37.0	0.0	4.5	87.0	
Square Lake SRF	35.5	0.000	0.0	0.957	34.0	0.0	3.1	72.6	
St. Croix Bluffs RP	57.2	0.178	10.2	0.957	54.7	14.8	4.4	141.3	
RP/PR/SRF subtotals	497.2		82.2		475.8	39.0	25.5	1,119.7	
RT subtotals	163.9		50.2		215.8	0.0	18.0	447.9	
Subtotal:	661.1		132.3		691.7	39.0	43.5	1,567.6	1,567.581
REGIONAL TOTALS									
	Summer	Winter		Spring/Fall		Other ¹		Total Visits (1,000's)	O & M ² Grant Adjustments
Agency/Park	visits (1,000's)		visits (1,000's)		visits (1,000's)	Camping (1,000's)	Special Events (1,000's)		
RP/PR/SRF subtotals	14,683.0		2,860.8		14,535.9	338.1	2,421.6	34,839.4	
RT subtotals	4,764.9		1,365.7		6,275.4	0.0	59.5	12,465.5	
REGIONAL TOTALS	19,447.9		4,226.5		20,811.3	338.1	2,481.1	47,304.8	47,128.239
Notes:									
All visits are listed in units of 1,000 (for example, "50.5" is equivalent to 50,500 visits). Subtotals and totals are rounded.									
RP = Regional Park; PR = Park Reserve; RT = Regional Trail; SRF = Special Recreation Feature									
¹ Camping is in "visitor-days," where each visit is one person in the park for one day. A family of four staying one night would have 8 visitor-days. Special events include events over 300 and any unusual park-specific situations. Special events and situations are detailed in Table 2.									
² O & M = Operations and Maintenance									

Table 2: Special event counts for 2013

(Note: these events occurred at times that were specifically not sampled to avoid double-counting)

Agency/Park	Date	Event	Visits (1,000s)
ANOKA COUNTY:			
Anoka Co. Riverfront RP		None	-
Bunker Hills RP		TOTAL:	208.2
	Summer Long	Bunker Beach Visits	107.1
	Summer Long	Bunker Park Stables (entrance not part of regular counts)	27.0
	Year Long	Activity Center Usage (entrance not part of regular counts)	41.6
	Year Long	Archery Center (entrance not part of regular counts)	22.0
	April-October	Mom's On The Run Running Group	3.1
	Apr 29	North Suburban Striders	0.6
	May 25	Veteran's Memorial Day Event	0.5
	Jun 24	Northwoods Girls Scout Day Camp	0.3
	Jun 30	Yang Picnic	0.3
	Jul 5	Hale Picnic	0.3
	Jul 12	Meyer Picnic	0.3
	Jul 20	Heimkes Picnic	0.3
	Jul 21	AC-Employees Club	0.3
	Aug 3	Sears Picnic	0.3
	Aug 11	Adams Picnic	0.3
	Aug 17	IBEW Local 292	1.8
	Sep 7	Missing Grace Foundation	1.5
	Sep 14	Site User	0.3
	Sep 28	Alexandra House	0.3
Bunker Hills-Chain of Lakes RT		None	-
Central Anoka County RT		None	-
Coon Creek RT		None	-
Coon Rapids Dam RP		TOTAL:	15.7
	Jan 19	Trout Fishing Opener	0.6
	May 4	Kids Fishing Clinic	1.0
	Aug 13	Justin's Gift	0.3
	Jun 6	Concert in the Park	2.2
	Jun 13	Concert in the Park	1.8
	Jun 20	Concert in the Park	2.0
	Jun 27	Concert in the Park	1.7
	Jul 11	Concert in the Park	1.2
	Jul 18	Concert in the Park	1.8
	Jul 25	Concert in the Park	1.5
	Aug 1	Concert in the Park	1.3
	Sep 28	St. Stephens Run	0.3
East Anoka County RT		None	-
Lake George RP		TOTAL:	5.3
	Summer Long	YMCA Camps	1.7
	Winter	Snowmobile use through park Outdoor	2.0
	Jan 8	Adventures St. Francis High School	0.4
	May 6	Outdoor Adventures St.Francis High School	0.4
	Jun 29	Minnemann Triathlon	0.6
	Sep 18	Outdoor Adventures St.Francis HS	0.4
Martin-Island-Linwood Lakes RP		TOTAL:	6.5
	Winter	Snowmobile use through park	2.0
	Year Long	Camp Salie usage	4.5
Mississippi River RT		None	-
Mississippi West RP		None	-
Rice Creek Chain PR		TOTAL:	43.2
	Winter	Snowmobile use through park	3.5
	Summer Long	YMCA Day Camp	1.6
	Jan 26	Snow Day Event	0.5
	Apr 20	Earth Day Event	0.3
	Aug 17	City of Lino Lakes	0.3

Table 2: Special event counts for 2013

(Note: these events occurred at times that were specifically not sampled to avoid double-counting)

Agency/Park	Date	Event	Visits (1,000s)
ANOKA COUNTY: continued			
Rice Creek Chain PR, continued			
Year Long		Wargo Nature Center Attendance	37.0
Rice Creek North RT		None	-
Rice Creek West RT (Locke)		TOTAL:	1.2
Jun 2		Al-Amal School	0.3
Sep 14		Art at Rice Creek	0.9
Rum River RT		None	-
Rum River Central RP		None	-
BLOOMINGTON:			
Bush and Normandale Lakes		TOTAL:	59.4
Mar 30		Spring Egg at Normandale	0.7
May 27		5k Walk. St. Michaels Lutheran	0.6
Jun 1		5k Run/Walk	0.5
Jun 13		British Invasion Show	0.7
Jun 30		Sandcastles	0.4
Jun 22		5k Run Walk Turner Syndrome	0.5
Jun 27		Suburban Country Show	0.6
Jul 3		Summer Fete	40.0
Jul 11		80's Music Explosion	1.1
Jul 13		5k Run/Walk Make a Wish Foundation	0.8
Jul 18		Latin Music Night	0.9
Jul 19		Movie in the Park	0.4
Jul 23		Concert	0.3
Jul 25		Blues and BarBQ Show	2.4
Aug 2		Movie in Park	0.6
Aug 9		Movie in Park	0.5
Aug 11		5k Walk/Run	0.7
Aug 16		Movie in Park	0.5
Aug 17		5k Walk/Run Energy for Life	0.7
Aug 17		Chick Fil-A Event	1.0
Aug 24		5k Run/Walk	0.6
Aug 31		Glow Run	1.2
Sep 14		5k Run/Walk Canvas Health	0.6
Sep 20		Iron Girl Duathlon	1.0
Sep 20		5k Run/Walk (Bethany Academy)	0.3
Sep 28		5k Run/Walk PKD Foundation	0.6
Sep 29		5k Run/Walk	0.4
Oct 5		5k Run/Walk	0.4
Oct 19		5k Run/Walk	0.4
CARVER COUNTY:			
Baylor RP		TOTAL:	13.6
Jul 4		LMP Fireworks	9.0
July		Twilight GS (#1)	1.4
July		Twilight GS (#2)	1.4
Aug 17		Gujarati Samaj of MN	0.3
Aug 24		Tonka Mud Run	0.5
Sep 8		Nordic Fest	0.7
Sep 28		GS Tonka Waters West	0.3
Dakota Rail RT		None	-
Lake Minnewashta RP		TOTAL:	7.4
School Year		School Groups	0.8
Summer		Star Parties	3.1
Mar 10		Winter Splash	0.3
Aug 24		NYA Cross Country Meet	0.4
Sep 10		NYA Cross Country Meet	2.0
Oct 10		NYA Cross Country Meet	0.8
Lake Waconia RP		TOTAL:	14.3
Jan 26		Snowrunners	4.6
Jan 27		Snowrunners	3.0
Jun 8		Waconia 1/2 Marathon	1.8
Jun 30		Waconia Triathlon	1.9
Jul 4		LWP Fireworks	3.0
Minnesota River Bluffs RT		None	-
DAKOTA COUNTY:			
Big Rivers RT		None	-

Table 2: Special event counts for 2013

(Note: these events occurred at times that were specifically not sampled to avoid double-counting)

Agency/Park	Date	Event	Visits (1,000s)
DAKOTA COUNTY: continued			
Lake Byllesby RP		None	-
Lebanon Hills RP		TOTAL:	26.7
	Summer	Adventure Ropes Course	0.8
	School year	VC school groups	1.8
	All year	Outdoor Education Programs	5.5
	All year	Camp Sacajawea (day camp and permit only - not counted in regular counts)	15.6
	Feb 9	Trails By Candlelight Program	0.8
	Jun 6	School of Environmental Studies Eco-Challenge	0.3
	Aug 14	Endless Summer Trail Run	0.4
	Aug 16-20	School of Environmental Studies Bio Blitz	0.8
	Oct 5	West Trailhead Wild Ride Fall Event	0.3
	Dec 31	NYE Event	0.4
Miesville Ravine PR		None	-
Mississippi River RT		TOTAL:	0.4
	Aug 16	Ragnar Relay	0.4
North Urban RT		None	-
Spring Lake PR		TOTAL:	44.1
	Year round	Spring Lake Youth Camp (day camp and permit only - not counted in regular counts)	43.7
	Aug 03	SLPR Music Festival	0.4
MINNEAPOLIS PARK & RECREATION BOARD:			
Cedar Lake RT		TOTAL	0.4
	Sep 15	Minneapolis Bike Tour (split--Central Mississippi Riverfront RP, Chain of Lakes RP, Minnehaha RT, Minnehaha RP, Mississippi Gorge RP, Nokomis- Hiawatha RP, Theodore Wirth RP, Victory/Wirth Memorial RP, Cedar Lake RT)	0.4
Central Mississippi Riverfront RP		TOTAL	214.0
	Jan 1	Commitment Day 5K	3.0
	Mar 16	Get Lucky & Run Race (split--Central Mississippi Riverfront RP, Mississippi Gorge RP)	9.5
	Apr 10	Nicollet Island Pavilion Event	0.5
	Apr 14	U of Minnesota Law Race for Justice / Main Street & Stone Arch	0.8
	Apr 21	Twin Cities Walk for Water	0.5
	Jun 2	Minneapolis Marathon (split--Central Mississippi Riverfront RP, Mississippi Gorge RP, Minnehaha Pkwy RT)	2.5
	Jun 14	Stone Arch Festival of the Arts	80.0
	Jun 15	Solstice River Performance - Stone Arch Bridge	1.6
	Jun 22	Heartbeat 5000 (split--Central Mississippi Riverfront RP, Mississippi Gorge RP)	3.4
	Jul 2	Outdoor Movie	0.6
	Jul 3	Minneapolis Red, White and Boom Movie -- Nicollet Island Pavilion	2.0
	Jul 3	Minneapolis Red, White and Boom Outdoor Concert	1.5
	Jul 3	Minneapolis Red White & Boom Hot Dam 5K	0.4
	Jul 4	Minneapolis Red, White & Boom Festival (split--Central Mississippi Riverfront RP, Mississippi Gorge RP)	30.0
	Jul 4	Red White & Boom 1/2 Marathon (split--Central Mississippi Riverfront RP, Mississippi Gorge RP)	6.0
	Jul 17	Torchlight 5K Run (split--Central Mississippi Riverfront RP, Mississippi Gorge RP)	10.0
	Jul 20	Aquatennial Fireworks	30.0
	Jul 23	Outdoor Movie	0.5
	Jul 30	Outdoor Movie	0.3
	Aug 6	National Night Out	3.0
	Aug 9	TC Polish Festival	5.0
	Aug 15	Youth Appreciation Day - Ole Olson Park	0.3
	Aug 25	Minneapolis Dualthon (split--Central Mississippi Riverfront RP, Mississippi Gorge RP)	2.0
	Sep 14	Mill City Run	2.0
	Sep 15	Minneapolis Bike Tour (split--Central Mississippi Riverfront RP, Chain of Lakes RP, Minnehaha RT, Minnehaha RP, Mississippi Gorge RP, Nokomis- Hiawatha RP, Theodore Wirth RP, Victory/Wirth Memorial RP, Cedar Lake RT)	0.4
	Sep 28	Special Olympics 5K (split--Central Mississippi Riverfront RP, Mississippi Gorge RP)	1.2
	Sep 28	The Big Gay Race	1.0
	Oct 12	Historic Riverfront 5K Run Walk (split--Central Mississippi Riverfront RP, Mississippi Gorge RP)	0.5
	Oct 12	Zombie 6.66K	0.5
	Nov 28	Turkey Day 5K	15.0
Columbia Parkway RT		None	-
Kenilworth RT		None	-

Table 2: Special event counts for 2013

(Note: these events occurred at times that were specifically not sampled to avoid double-counting)

Agency/Park	Date	Event	Visits (1,000s)
MINNEAPOLIS PARK & RECREATION BOARD: continued			
Luce Line RT		None	-
Minneapolis Chain-of-Lakes RP		TOTAL	149.1
	Feb 2	City of Lakes Loppet (split--Chain of Lakes RP and Theodore Wirth RP)	3.0
	Feb 9	Valentine's Run	1.2
	Mar 2	Minneapoils Polar Plunge	5.0
	Mar 9	100% Irish for a Day 5K	2.5
	Apr 6	Runnin' with the Wolves	0.3
	Apr 19	Recycle Run 5K	0.5
	Apr 20	YMCA 5K	0.3
	May 4	Minneapolis Making Great Strides Walk for Cystic Fibrosis	1.5
	May 18	Be the One Run	1.5
	May 18	Autism 5K Awareness Walk	1.3
	May 20	SW High Outdoor Concert/LHB	1.2
	May 24	Mde Maka SKA Canoe Nations Gathering	0.5
	May 31	Tour de Cure (split--Chain of Lakes, Minnehaha Pkwy, Minnehaha RP)	0.8
	May 31	Barton School - 8th Grade graduation	0.7
	May 31	Outdoor Concert	0.4
	Jun 1	Tour de Cure (split--Chain of Lakes RP, Minnehaha Pkwy RT, Minnehaha RP)	0.8
	Jun 2	Outdoor Church Service/LHB - Celebrating Summer Sundays	0.5
	Jun 2	Outdoor Concert	0.4
	Jun 3	Outdoor Concert	0.4
	Jun 7	Outdoor Concert	1.2
	Jun 7	Outdoor Movie	0.9
	Jun 8	Walker Methodist Run & Walk	0.4
	Jun 8	Outdoor Concert	0.3
	Jun 9	Outdoor Church Service/LHB - Celebrating Summer Sundays	0.5
	Jun 10	Outdoor Concert	0.4
	Jun 11	Outdoor Concert	0.4
	Jun 12	Outdoor Concert	0.4
	Jun 13	Outdoor Concert	0.4
	Jun 14	Outdoor Concert	0.5
	Jun 14	Outdoor Movie	0.4
	Jun 15	Kids Against Hunger Walk	0.6
	Jun 15	Outdoor Concert	4.2
	Jun 16	Outdoor Church Service/LHB - Celebrating Summer Sundays	0.5
	Jun 16	Outdoor Concert	2.0
	Jun 16	Outdoor Concert	0.6
	Jun 17	Outdoor Concert	0.4
	Jun 19	Outdoor Concert	0.4
	Jun 22	Outdoor Concert	0.4
	Jun 23	Outdoor Church Service	0.5
	Jun 23	Outdoor Concert	0.4
	Jun 23	Outdoor Concert	0.8
	Jun 25	Outdoor Concert	0.6
	Jun 25	Pollinator Party: A Celebration of Bees	1.2
	Jun 29	Tri-Loppet (split-- Chain of Lakes RP, Theodore Wirth RP)	0.3
	Jun 29	Outdoor Concert	2.0
	Jun 30	Outdoor Church Service/LHB - Celebrating Summer Sundays	0.5
	Jun 30	Outdoor Concert	0.6
	Jun 30	Outdoor Concert	2.7
	Jul 2	Outdoor Concert	0.4
	Jul 3	Outdoor Concert	0.4
	Jul 4	Outdoor Concert	0.9
	Jul 5	Outdoor Concert	0.4
	Jul 5	Outdoor Movie	0.4
	Jul 6	Independence Day Run	0.3
	Jul 6	Outdoor Concert	2.0
	Jul 7	Outdoor Church Service/LHB - Celebrating Summer Sundays	0.5
	Jul 7	Outdoor Concert	2.3
	Jul 8	Outdoor Concert	0.6
	Jul 10	Outdoor Concert	0.6
	Jul 11	Outdoor Concert	0.8
	Jul 12	Outdoor Concert	1.7
	Jul 12	Outdoor Movie	1.0
	Jul 13	Life Time Fitness Triathlon (split--Chain of Lakes RP, Minnehaha Pkwy RT, Nokomis-Hiawatha RP, Mississippi Gorge RP--Minneapolis & Saint Paul)	3.0
	Jul 13	Aquatennial Beach Bash	10.0
	Jul 13	Outdoor Church Service/LHB - Celebrating Summer Sundays	0.5
	Jul 13	Outdoor Concert	2.5
	Jul 14	Outdoor Concert	0.4
	Jul 14	Outdoor Concert	2.7
	Jul 15	Outdoor Concert	0.5
	Jul 16	Outdoor Concert	0.3
	Jul 18	Outdoor Concert	0.3
	Jul 19	Outdoor Concert	1.2
	Jul 19	Outdoor Movie	0.8

Table 2: Special event counts for 2013

(Note: these events occurred at times that were specifically not sampled to avoid double-counting)

Agency/Park	Date	Event	Visits (1,000s)
MINNEAPOLIS PARK & RECREATION BOARD: <i>continued</i>			
Minneapolis Chain-of-Lakes RP, continued			
	Jul 20	Outdoor Concert	2.8
	Jul 21	Outdoor Church Service/LHB - Celebrating Summer Sundays	0.5
	Jul 21	Outdoor Concert	0.3
	Jul 21	Outdoor Concert	2.3
	Jul 22	Outdoor Concert	0.5
	Jul 23	Outdoor Concert	0.5
	Jul 24	Outdoor Concert	0.5
	Jul 26	Outdoor Concert	0.5
	Jul 26	Outdoor Movie	0.5
	Jul 27	American Red Cross 5K Fun Run for Blood / Lake Harriet	0.5
	Jul 27	Outdoor Concert	0.5
	Jul 28	Outdoor Church Service/LHB - Celebrating Summer Sundays	0.5
	Jul 28	Outdoor Concert	2.0
	Jul 29	Outdoor Concert	0.5
	Jul 31	Outdoor Concert	0.3
	Aug 1	Outdoor Concert	1.1
	Aug 2	Outdoor Concert	1.4
	Aug 2	Outdoor Movie	1.2
	Aug 3	Outdoor Concert	0.4
	Aug 4	Outdoor Church Service/LHB - Celebrating Summer Sundays	0.5
	Aug 4	Outdoor Concert	0.4
	Aug 4	Outdoor Concert	1.1
	Aug 5	vita.mn Music and Movies	2.5
	Aug 5	Outdoor Concert	0.6
	Aug 7	Outdoor Concert	0.8
	Aug 8	Outdoor Concert	0.5
	Aug 9	Outdoor Concert	1.2
	Aug 9	Outdoor Movie	1.0
	Aug 10	Outdoor Concert	0.8
	Aug 11	Emotions in Motions: Run/Walk for Mental Health	1.0
	Aug 11	Outdoor Church Service/LHB - Celebrating Summer Sundays	0.5
	Aug 11	Outdoor Concert	0.6
	Aug 12	vita.mn Music and Movies	2.0
	Aug 12	Outdoor Concert	0.3
	Aug 13	Outdoor Concert	0.7
	Aug 14	Outdoor Concert	0.7
	Aug 15	Outdoor Concert	0.6
	Aug 16	Outdoor Concert	1.0
	Aug 16	Outdoor Movie	0.8
	Aug 17	TC Lung Walk & Run	2.0
	Aug 17	TCO Joint Jaunt	0.4
	Aug 17	Outdoor Concert	1.9
	Aug 18	Outdoor Church Service/LHB - Celebrating Summer Sundays	0.5
	Aug 18	Outdoor Concert	0.6
	Aug 18	Outdoor Concert	0.5
	Aug 19	vita.mn Music and Movies series	2.0
	Aug 19	Outdoor Concert	0.5
	Aug 20	Outdoor Concert	0.8
	Aug 21	Outdoor Concert	0.5
	Aug 22	Outdoor Concert	0.4
	Aug 23	Susan G. Komen 3 Days for the Cure (split--Chain of Lakes RP, Minnehaha Parkway RT, Central Mississippi RP--Saint Paul)	1.0
	Aug 23	Outdoor Concert	0.8
	Aug 23	Outdoor Movie	1.0
	Aug 24	Bellyrama	0.4
	Aug 24	Outdoor Concert	1.1
	Aug 25	Wheels of Italy	0.5
	Aug 25	Outdoor Church Service/LHB - Celebrating Summer Sundays	0.5
	Aug 25	Outdoor Concert	0.3
	Aug 26	vita.mn Music and Movies series	2.0
	Aug 28	Outdoor Concert	0.3
	Aug 30	Outdoor Concert	0.5
	Aug 31	Outdoor Concert	0.3
	Sep 1	Outdoor Church Service/LHB - Celebrating Summer Sundays	0.5
	Sep 1	Outdoor Concert	0.8
	Sep 2	Outdoor Concert	0.4
	Sep 8	City of Lakes 25K & 5K	0.8
	Sep 11	Outdoor Concert	3.0
	Sep 15	Minneapolis Bike Tour (split--Central Mississippi Riverfront RP, Chain of Lakes RP, Minnehaha Pkwy RT, Minnehaha RP, Mississippi Gorge RP, Nokomis-Hiawatha RP, Theodore Wirth RP, Victory/Wirth Memorial RP, Cedar Lake RT)	0.4
	Sep 21	Made in the Shade Walk	0.6
	Sep 22	Twin Cities Vision Walk	0.9
	Oct 6	Twin Cities Marathon & TC 10 (split--Chain of Lakes RP, Nokomis-Hiawatha RP, Minnehaha Pkwy RT, Mississippi Gorge RP--Minneapolis & Saint Paul)	2.5
	Oct 15	Tria Runnin' With the Law	0.3

Table 2: Special event counts for 2013

(Note: these events occurred at times that were specifically not sampled to avoid double-counting)

Agency/Park	Date	Event	Visits (1,000s)
MINNEAPOLIS PARK & RECREATION BOARD: continued			
Minneapolis Chain-of-Lakes RP, continued			
	Nov 28	Drumstick Dash	0.9
	Dec 7	Reindeer Run	3.0
Minnehaha Parkway RT		TOTAL	9.9
	Jun 1	Tour de Cure (split--Chain of Lakes RP, Minnehaha Pkwy RT, Minnehaha RP)	0.8
	Jun 2	Minneapolis Marathon (split--Central Mississippi Riverfront RP, Mississippi Gorge RP, Minnehaha Pkwy RT)	2.0
	Jun 8	Liz Logelin 5K	0.3
	Jul 13	Lifetime Fitness Triathlon (split--Chain of Lakes RP, Minnehaha Pkwy RT, Nokomis-Hiawatha RP, Mississippi Gorge RP--Minneapolis & Saint Paul)	3.0
	Aug 23	Susan G. Komen 3 Days for the Cure (split--Chain of Lakes RP, Minnehaha Parkway RT)	1.0
	Sep 15	Minneapolis Bike Tour (split--Central Mississippi Riverfront RP, Chain of Lakes RP, Minnehaha Pkwy RT, Minnehaha RP, Mississippi Gorge RP, Nokomis-Hiawatha RP, Theodore Wirth RP, Victory/Wirth Memorial RP, Cedar Lake RT)	0.4
	Oct 6	Twin Cities Marathon & TC 10 (split--Chain of Lakes RP, Nokomis-Hiawatha RP, Minnehaha Pkwy RT, Mississippi Gorge RP--Minneapolis & Saint Paul)	2.4
Minnehaha RP		TOTAL	27.5
	Apr 27	Get In Gear 10K & 2K Run/Walk (split--Minnehaha RP, Mississippi Gorge RP--Minneapolis & Saint Paul)	2.0
	May 5	Walk MS (split--Minnehaha RP, Mississippi Gorge RP--Minneapolis & Saint Paul)	4.0
	May 19	AIDS Walk (split--Minnehaha RP, Mississippi Gorge RP--Minneapolis & Saint Paul)	3.0
	Jun 1	Tour de Cure (split--Chain of Lakes RP, Minnehaha Pkwy RT, Minnehaha RP)	0.8
	Jun 2	Outdoor Church Service - Falls Bandstand - Minnehaha Falls Neighborhood Churches	0.5
	Jun 9	Outdoor Church Service - Falls Bandstand - Minnehaha Falls Neighborhood Churches	0.5
	Jun 16	Outdoor Church Service - Falls Bandstand - Minnehaha Falls Neighborhood Churches	0.5
	Jun 23	Svenskarnas Dag	1.5
	Jun 30	Outdoor Church Service - Falls Bandstand - Minnehaha Falls Neighborhood Churches	0.5
	Jul 2	Movie In The Park	0.3
	Jul 7	Outdoor Church Service - Falls Bandstand - Minnehaha Falls Neighborhood Churches	0.5
	Jul 13	Norway Days	0.8
	Jul 21	Outdoor Church Service - Falls Bandstand - Minnehaha Falls Neighborhood Churches	0.5
	Jul 28	Outdoor Church Service - Falls Bandstand - Minnehaha Falls Neighborhood Churches	0.5
	Aug 4	Outdoor Church Service - Falls Bandstand - Minnehaha Falls Neighborhood Churches	0.5
	Aug 11	Outdoor Church Service - Falls Bandstand - Minnehaha Falls Neighborhood Churches	0.5
	Aug 18	YWCA Women's Triathlon (split--Nokomis-Hiawatha RP, Minnehaha RP, Mississippi Gorge RP)	1.1
	Aug 19	Outdoor Concert at Minnehaha Falls	0.3
	Sep 1	Outdoor Church Service - Falls Bandstand - Minnehaha Falls Neighborhood Churches	0.5
	Sep 5	Outdoor Concert Minnehaha Falls	4.5
	Sep 7	Twin Cities Pagan Pride Festival	0.5
	Sep 15	Minneapolis Bike Tour (split--Central Mississippi Riverfront RP, Chain of Lakes RP, Minnehaha Pkwy RT, Minnehaha RP, Mississippi Gorge RP, Nokomis-Hiawatha RP, Theodore Wirth RP, Victory/Wirth Memorial RP, Cedar Lake RT)	0.4
	Sep 22	Women Run the Cities (split--Minnehaha RP, Mississippi Gorge RP--Minneapolis & Saint Paul)	2.5
	Sep 28	NAMI Walk (split--Minnehaha RP, Mississippi Gorge RP)	0.8
Mississippi Gorge RP		TOTAL	27.6
	Jan 1	Polar Dash (split--Mississippi Gorge--Mpls & Saint Paul)	0.6
	Apr 13	Goldy's Run (10 Mile)	1.5
	Apr 27	Get In Gear 10K & 2K Run/Walk (split--Minnehaha RP & Mississippi Gorge RP--Mpls & Saint Paul)	2.0
	May 5	Walk MS (split--Minnehaha RP & Mississippi Gorge RP--Mpls & Saint Paul)	2.0
	May 19	AIDS Walk (split--Minnehaha RP & Mississippi Gorge RP--Mpls & Saint Paul)	3.0
	Jun 2	Minneapolis Marathon (split--Central Mississippi Riverfront RP, Mississippi Gorge RP, Minnehaha Pkwy RT)	1.5
	Jul 13	Life Time Fitness Triathlon (split--Chain of Lakes RP, Minnehaha Pkwy RT, Nokomis-Hiawatha RP, Mississippi Gorge RP--Mpls & St Paul)	3.0
	Aug 17	Ragnar Relay/Boom Island	3.0
	Aug 18	YWCA Women's Triathlon (split--Nokomis-Hiawatha RP, Minnehaha RP and Mississippi Gorge RP--Mpls & Saint Paul)	1.1

Table 2: Special event counts for 2013

(Note: these events occurred at times that were specifically not sampled to avoid double-counting)

Agency/Park	Date	Event	Visits (1,000s)
MINNEAPOLIS PARK & RECREATION BOARD: continued			
Mississippi Gorge RP, continued			
	Aug 23	TC Breast Cancer 3-day (split--Chain of Lakes, Mississippi Gorge-Mpls & Saint Paul) Downtown Dualthon - (split--Central Mississippi Riverfront RP, Mississippi Gorge RP)	1.0
	Aug 25	Minneapolis Bike Tour (split--Central Mississippi Riverfront RP, Chain of Lakes RP, Minnehaha Pkwy RT, Minnehaha RP, Mississippi Gorge RP, Nokomis-Hiawatha RP, Theodore Wirth RP, Victory/Wirth Memorial RP, Cedar Lake RT)	2.0
	Sep 15	Women Run the Cities (split--Minnehaha RP, Mississippi Gorge RP--Mpls & Saint Paul)	0.4
	Sep 22	NAMI Walk (split--Minnehaha RP, Mississippi Gorge RP)	2.5
	Sep 28	Deloitte's United Way Challenge	0.8
	Oct 5	Twin Cities Marathon & TC 10 (split--Chain of Lakes RP, Nokomis-Hiawatha RP, Minnehaha Pkwy RT, Mississippi Gorge RP--Mpls & St Paul)	0.3
	Oct 6	Historic Riverfront 5K Run Walk (split--Central Mississippi Riverfront RP, Mississippi Gorge RP)	2.4
	Oct 12		0.5
Northeast Diagonal RT		None	-
Nokomis-Hiawatha RP		TOTAL	47.7
	Jan 17	U.S. Pond Hockey Championships	20.0
	May 4	Cinco de Mayo 5 Mile	0.5
	May 18	Adopt Walk	0.3
	May 27	Brian Craft 5K / Nokomis	0.6
	Jun 1	24hour FANS Run	0.2
	Jun 1	Lymphoma Walk	0.5
	Jun 8	Delta Scholarship 5K	0.3
	Jun 16	Viking Gridiron Gallup	0.5
	Jun 22	Walk/Run for Life	0.3
	Jul 13	Life Time Fitness Triathlon (split--Chain of Lakes RP, Minnehaha Pkwy RT, Nokomis-Hiawatha RP, Mississippi Gorge RP--Mpls & St Paul)	3.0
	Aug 3	MiracleKids Triathlon	0.5
	Aug 18	YWCA Women's Triathlon (split--Nokomis-Hiawatha RP, Minnehaha RP and Mississippi Gorge RP)	1.1
	Sep 7	Minneapolis Monarch Festival and 5K	8.0
	Sep 15	Minneapolis Bike Tour (split--Central Mississippi Riverfront RP, Chain of Lakes RP, Minnehaha Pkwy RT, Minnehaha RP, Mississippi Gorge RP, Nokomis-Hiawatha RP, Theodore Wirth RP, Victory/Wirth Memorial RP, Cedar Lake RT)	0.4
	Sep 21	Dash for Dads	0.5
	Oct 6	Twin Cities Marathon & TC 10 (split--Chain of Lakes RP, Nokomis-Hiawatha RP, Minnehaha Pkwy RT, Mississippi Gorge RP--Mpls & St Paul)	9.0
	Oct 12	Making Strides Against Breast Cancer Walk	1.5
	Oct 30	Bolder Options Bolder Dash	0.5
North Mississippi RP		TOTAL	3.0
	Jun 8	Accessibility, Inc. - Rollin Along the River	0.5
	Jun 13	Juneteenth	2.0
	Sep 8	Plumber's Union Picnic	0.5
Ridgeway Parkway RT		None	-
St. Anthony Parkway RT		None	-
Shingle Creek RT		None	-
Theodore Wirth RP		TOTAL	19.4
	Jan 5	PreLoppet	0.6
	Jan 6	Twin City Championship	0.8
	Jan 8	Ski Race	0.4
	Jan 9	Ski Race	0.4
	Jan 10	Ski Race	0.3
	Jan 17	Ski Race	0.3
	Jan 19	ABC Relays	3.0
	Jan 19	Tour De Twin Cities	0.8
	Jan 24	Ski Race	0.3
	Jan 28	Ski Race	0.4
	Jan 29	Ski Race	0.4
	Jan 30	Ski Race	0.4
	Jan 31	Ski Race	0.5
	Feb 2	City of Lakes Loppet (split--Chain of Lakes RP and Theodore Wirth RP)	3.0
	Feb 4	High School Sectional Meet	0.9
	Feb 5	High School Sectional Meet	0.9
	Feb 6	High School Sectional Meet	0.9
	Feb 7	High School Sectional Meet	0.9
	May 4	Walk for Animals (split--Theodore Wirth RP, Victory Memorial Parkway RT)	2.0
	Jun 29	Tri-Loppet (split--Chain of Lakes RP, Theodore Wirth RP)	0.3

Table 2: Special event counts for 2013

(Note: these events occurred at times that were specifically not sampled to avoid double-counting)

Agency/Park	Date	Event	Visits (1,000s)
MINNEAPOLIS PARK & RECREATION BOARD: continued			
Theodore Wirth RP, continued			
		Minneapolis Bike Tour (split--Central Mississippi Riverfront RP, Chain of Lakes RP, Minnehaha Pkwy RT, Minnehaha RP, Mississippi Gorge RP, Nokomis-Hiawatha RP, Theodore Wirth RP, Victory/Wirth Memorial RP, Cedar Lake RT)	
	Sep 15		0.4
	Sep 21	Trail Loppet	0.3
	Sep 28	Dave Ryan's Special Olympics 5K	1.2
Victory Memorial (Wirth) Parkway RT TOTAL			4.6
		Walk for Animals (split-- between Theodore Wirth RP and Victory Memorial Parkway RT)	
	May 4		2.0
	Jun 13	Live on the Drive Outdoor Concert	0.5
	Jul 11	Live on the Drive Outdoor Concert	0.5
	Aug 8	Live on the Drive Outdoor Concert	0.4
	Sep 2	MDRA Victory Races	0.8
		Minneapolis Bike Tour (split--Central Mississippi Riverfront RP, Chain of Lakes RP, Minnehaha Pkwy RT, Minnehaha RP, Mississippi Gorge RP, Nokomis-Hiawatha RP, Theodore Wirth RP, Victory/Wirth Memorial RP, Cedar Lake RT)	
	Sep 15		0.4
RAMSEY COUNTY:			
Bald Eagle-Otter Lakes RP TOTAL			101.2
	All year	TNC Nature Play Area only	37.0
		Tamarack Nature - Formal program attendee (including nature pre-school, ECFE, special events and volunteers)	62.3
	All year		
	Apr 6	Tri Fitness	0.4
	Jun 9	MS Bike Ride (split--Birch Lake RT)	1.5
Battle Creek RP TOTAL			11.0
	Jun 5	Corrections Picnic	0.5
	Jun 8	Asian Adult Daycare	0.3
	Jun 23	NACDA	0.5
	Jun 28	Graduation Party	0.5
	Jul 7	St. Mary's	0.4
	Jul 19	Saint Paul Firefighters	0.5
	Jul 20	Family Picnic	0.4
	Jul 27	Family Picnic	0.5
	Aug 3	Family Picnic	0.5
	Aug 4	AFSCME	0.5
	Aug 8	3M	0.5
	Aug 11	Amalgamated Transit Union	0.3
	Aug 13	3M	0.3
	Aug 19	UAW Retirees	0.3
	Aug 24	SISU Race	0.5
	Aug 24	Saint Paul Plumbers	0.3
	Aug 24	Susan G. Komen 3-day	1.7
	Aug 25	Pipefitters local 455	0.8
	Aug 29	Tri Metro Conference	0.4
	Sep 28	South Metro Human Services	0.5
	Nov 28	Turkey Trot	0.3
	Oct 11	Night Light Trail Run	0.3
	Dec 17	Ski Meet	0.3
Birch Lake RT TOTAL			1.5
	Jun 9	MS Bike Ride (split--Bald Eagle-Otter Lakes RP)	1.5
Bruce Vento RT TOTAL			1.0
	Aug 24	Susan G. Komen 3-day (split--Grass-Vadnais-Snail Lake RP, Highway 96 RT, Keller RP, Trout Brook RT)	1.0
Grass-Vadnais-Snail Lake RP TOTAL			1.5
	Jun 1	Frontrunner Events	0.5
	Aug 24	Susan G. Komen 3-day (split--Bruce Vento RT, Highway 96 RT, Keller RP, Trout Brook RT)	1.0
Highway 96 RT TOTAL			1.0
	Aug 24	Susan G. Komen 3-day (split--Bruce Vento RT, Grass-Vadnais-Snail Lake RP, Keller RP, Trout Brook RT)	1.0
Keller RP TOTAL			1.3
	Aug 24	Susan G. Komen 3-day (split--Bruce Vento RT, Grass-Vadnais-Snail Lake RP, Highway 96 RT, Trout Brook RT)	1.0
	May 24	School Picnic - District 622	0.3
Long Lake RP TOTAL			22.4
	Feb 2	New Brighton Sportsmen's Show	0.5
	May 25	Eritrean Community Center	0.3
	May 29	Irondale High School	0.4
	May 31	Liberty High School	0.3

Table 2: Special event counts for 2013

(Note: these events occurred at times that were specifically not sampled to avoid double-counting)

Agency/Park	Date	Event	Visits (1,000s)
RAMSEY COUNTY: continued			
Long Lake RP, continued			
	Jun 5	Bethlehem Baptist Church	0.4
	Jun 8	New Brighton Tri	0.5
	Jun 10	Hmong Academy	0.9
	Jun 12	Bethlehem Baptist Church	0.4
	Jun 16	Family Picnic	0.4
	Jun 21	Minntahoe Company Picnic	0.5
	Jun 26	Bethlehem Baptist Church	0.4
	Jun 30	Family Picnic	0.4
	Jul 3	Bethlehem Baptist Church	0.4
	Jul 18	General Mills	0.6
	Jul 24	Bethlehem Baptist Church	0.4
	Jul 27	Family Picnic	0.5
	Jul 31	Bethlehem Baptist Church	0.4
	Aug 6	Par Nuclear	0.3
	Aug 10	Stockyard Days	10.0
	Aug 14	Bethlehem Baptist Church	0.4
	Aug 16	ADS Group	0.4
	Aug 17	Family Picnic	0.5
	Aug 21	Bethlehem Baptist Church	0.4
	Aug 23	Firemans Fund	0.3
	Aug 24	Silvera Run	0.7
	Aug 28	Bethlehem Baptist Church	0.4
	Sep 1	Crown Warehouse and Delivery	0.3
	Sep 12	TSI	0.5
	Sep 14	Norther Lights Greyhound Rescue	0.3
	Sep 15	RAGOM	0.3
	Sep 20	MSRA	0.5
Rice Creek North RT		None	-
Rice Creek West RT		TOTAL	1.2
	Jun 8	New Brighton Tri	0.5
	Aug 24	Silvera Run	0.7
Tony Schmidt RP		TOTAL	0.3
	Aug 24	Bethel	0.3
Trout Brook RT		TOTAL	1.0
	Aug 24	Susan G. Komen 3-day (split--Bruce Vento RT, Grass-Vadnais-Snail Lake RP, Hig	1.0
CITY OF SAINT PAUL:			
Bruce Vento RT		None	0.3
	Sep 28	Nat'l Public Lands Day	0.3
Cherokee Heights RP			7.2
	Jan 26 - Jan 30	Winter Carnival Treasure Hunt (5,000 over 5 days)	5.0
	May 26	Private picnic	0.3
	Jun 14 - 15	Graduation events	0.4
	Jul 4	City sponsored event	0.3
	Jul 14 - 15	Private picnic	0.3
	Jul 20	Family gathering	0.3
	Sep 7	Private gathering	0.3
	Sep 14	Church event	0.3
Como RP, Zoo & Conservatory SRF		TOTAL	411.5
	All Year	Como Education events/classes including Lil Explorers	29.4
	All Year	Music Under Glass/Groovin' Garden	3.6
	Winter	Como Downhill Ski (Enterprise Facility) ski meets & lessons	2.1
	Jan 1	Noon Year's Celebration	3.3
	Jan 19 - 21	Arctic Blast	7.2
	Jan 25 - 27	Gotta Go, Gotta Throw	1.0
	Jan 28 - 29	Winter Carnival Orchid Show	2.6
	Jan 12 - 13	Winter Flower Show	4.0
	Feb 9	Valentine's 5K	0.3
	Feb 14	Valentine's at Conservatory	0.5
	Feb 16 - 17	Rainforest Revel	12.3
	Feb 23	Mn. Parent Camp Fair	1.5
	Mar. 17	St. Patrick's Day 5K	0.5
	Mar 23 - 24	Spring Fling & Opening Spring Flower Show	15.0
	Apr 13	Ordway Garden Preview	7.9
	Apr 19 - 21	Ordway Garden Party for the Planet	20.1
	Apr 20	NARAL Pro-Choice MN Walk/Run	0.3
	Apr 27 - 28	March for Babies	6.0
	May 5	Northern Voices Walk/Run	0.7
	May 5 - 6	Summer Flower Show	6.3
	May 11 - 12	Mother's Day Bonsai show	6.3

Table 2: Special event counts for 2013

(Note: these events occurred at times that were specifically not sampled to avoid double-counting)

Agency/Park	Date	Event	Visits (1,000s)
SAINT PAUL: continued			
Como RP, continued			
	May 12 - Sep. 1	Music In The Parks	6.8
	May 17 - 18	Twin cities Marathon Walk/Run	2.5
	May 18	Twin Cities Public Television Day at Como	10.6
	May 25 - 27	Gingerbread Show	1.2
	May 31	South High School	0.3
	Jun 1 - 2	Gorilla Forest Preview	23.1
	Jun 2	American Lung Assn. Walk/Run	0.3
	Jun 3	Dugsi Academy	0.3
	Jun 4	Anthony Middle School	0.3
	Jun 6	Twin Cities German Emersion School	0.3
	Jun 6 - 9	Gorilla Forest Grand Opening	21.4
	Jun 11 - Aug 17	Como Lakeside Theater Performances	4.6
	Jun 16 - 17	Edible Garden Celebration	16.2
	Jun 18	Kowalski's Summer Picnic	0.3
	Jun 20	Dakota Communities Private Event	0.3
	Jun 23	Walk/Run	1.1
	Jun 24	ARC of Greater Twin Cities Private Gathering	0.3
	Jul 5	Hmong Freedom Celebration- Lao Family of MN set-up	2.0
	Jul 6	Hmong Freedom Celebration - Lao Family of MN event	43.0
	Jul 7	Hmong Freedom Celebration - Lao Family of MN event	45.0
	Jul 8	Hmong Freedom Celebration - Lao Family of MN tear-down	2.0
	Jul 11 - 21	Rosetown Theater at Como Lakeside Pavilion	2.0
	Jul 14	Piercing Faith Church	0.3
	Jul 16	Private Picnic	0.3
	Jul 19	Sunset Affair	0.5
	Jul 23	Rein in Sarcoma	0.8
	Aug 8	Epilepsy Foundation of MN Walk/Run	1.8
	Aug 9	Lancer Catering Private Event	0.3
	Aug 18	Japanese Lantern Lighting Festival	6.1
	Aug 20	City Employee Cook-Out	0.3
	Aug 21	City Employee Cook-Out	0.3
	Sept 7 - Nov. 3	Tarantula's Up Close & Live	8.4
			1.0
	Sep 8	Saint Paul Classic Bike Tour (split-- Hidden Falls-Crosby Farm RP, Indian Mounds RP, Mississippi Gorge RP, Phalen RP, and Dakota County Mississippi River RT)	2.0
	Sep 15	American Foundation for Suicide Prevention	1.5
	Sep 21	Camp Odayin Walk/Run	1.2
	Sep 28	Big Brothers / Big Sisters Private Event	0.3
	Sep 29	Down Syndrome Association Walk/Run	0.3
	Oct 5	UMN NROTC Walk/Run	1.7
	Oct 5	MN Parent Education Resource Fair	11.5
	Oct 12 - 13	Fall Flower Show	6.5
	Oct 19 - 20	Zoo Boo	10.0
	Oct 25 - 27	Zoo Boo	0.3
	Oct 26	Halloween Fearless 5K	5.5
	Nov 9 - 11	Orangutan Awareness	7.9
	Nov 11 - 17	Ikebana Show	0.5
	Nov 28	Thanksgiving Day 5K	0.5
	Dec. 5	Bouquets Wine Tasting	1.6
	Dec. 7 - 8	Holiday Flower Show	1.5
	Dec 31	Noon Year's Eve	24.0
	May - Aug	Music In The Park/Rosetown Theater/Hillcrest Community Theater	
Hidden Falls-Crosby Farm RP		TOTAL	11.7
	Aug 17	Night Owl Classic	0.7
	Sep 8	Saint Paul Classic Bike Tour (split-- Como RP, Indian Mounds RP, Mississippi Gorge RP, Phalen RP, and Dakota County Mississippi River RT)	1.0
	Sep 29 - Nov 8	Barebones Productions	10.0
Indian Mounds RP		TOTAL	4.5
	Jul 4	Fireworks viewing location	3.0
	Aug 24	United Endurance Walk/Run	0.5
	Sep 8	Saint Paul Classic Bike Tour (split--Como RP, Hidden Falls-Crosby Farm RP, Mississippi Gorge RP, Phalen RP, and Dakota County Mississippi River RT)	1.0
Lilydale-Harriet Island RP		TOTAL	305.2
	All Year	Padelford Park Excursions	96.0
	All Year	Wigington Pavilion Private Events	26.0
	All Year	Other Private Events	5.5
	All Year	Walks/Runs under 1,000 people	2.2
	All Year	Music/Movies In The Park	1.3
	May 4	Run or Dye	8.0
	May 25	Fast & Furry 5K	0.3
	Jun 1 - Aug 31	Movies In The Park	0.3
	Jun 1	Tour de Cure Walk/Run	0.5
	Jun 9	Crohns and Colitis	0.5

Table 2: Special event counts for 2013

(Note: these events occurred at times that were specifically not sampled to avoid double-counting)

Agency/Park	Date	Event	Visits (1,000s)
SAINT PAUL: continued			
Lilydale-Harriet Island RP, continued			
	Jun 14	MN Opera	4.0
	Jun 14 & 21	Star of the North Games - LaCrosse	1.1
	Jun 21 & 22	Time To Fly	5.0
	Jul 4	Fireworks	30.0
	Jul 19 - 20	Beer Dabbler	3.0
	Aug 3	Inline Marathon	1.5
	Aug 6 - 13	Irish Fair	80.0
	Aug 30 - 31	Women Rock! Marathon	8.0
	Sep 15	Bark & Rec. Day	0.5
	Sep 29	Walk For hope	2.0
	Oct 19	Boo Run	0.3
	Oct 25 - 26	Monster Dash	17.0
	Nov 3	Chocoholic Frolic	3.5
	Nov 26 - 28	Turkey Trot	4.2
	Nov 30	Ugly Sweater 5K	4.0
	Dec 21	Jumpin' Jack Frost 5K	0.5
Mississippi Gorge RP		TOTAL	28.2
	Jan 1	Polar Dash Walk/Run (Split--Mississippi Gorge--Minneapolis & Saint Paul)	0.6
	Mar 16	Get Lucky Marathon	3.0
	Apr 13	Goldy's Run (Split--Mississippi Gorge--Minneapolis & Saint Paul)	1.5
	Apr 27	Get In Gear Walk/Run (split--Minnehaha RP & Mississippi Gorge--Minneapolis & Saint Paul)	2.0
	May 5	National MS Society Walk/Run (split--Minnehaha RP & Mississippi Gorge--Minneapolis & Saint Paul)	4.0
	May 19	Minnesota AIDS Walk (split--Minnehaha RP & Mississippi Gorge--Mpls & Saint Paul)	3.0
	Jun 12	Nature Valley Grand Prix - Time Trials	1.0
	Jul 13	Lifetime Fitness Walk/Run (split--Chain of Lakes RP, Minnehaha Parkway RT, Nokomis-Hiawatha RP, Mississippi Gorge RP--Minnapolis)	3.0
	Aug 17	Night Owl Classic	0.8
	Aug 18	YWCA Walk/Run (split--Minnehaha RP, Nokomis-Hiawatha RP, Mississippi Gorge RP--Minneapolis)	1.1
	Aug 23	Susan G. Komen Walk For The Cure (split--Chain of Lakes RP, Mississippi Gorge RP--Minneapolis)	1.0
	Sep 8	Saint Paul Classic Bike Tour (split--Como, Hidden Falls-Crosby Farm, Indian Mounds, Phalen, and Dakota County Mississippi River RT)	1.0
	Sep 14	Lifetime Fitness Walk/Run	0.4
	Sep 21	Lululemon Walk/Run	1.2
	Sep 22	Anderson Race Mgmt. Walk/Run	2.0
	Oct 5	Twin Cities Marathon - set up	0.2
	Oct 6	Twin Cities Marathon - race day	2.4
Phalen RP		TOTAL	59.8
	Apr 28	Disabled American Vets Walk/Run	0.5
	May 4	Officer Joe Plant Memorial	0.5
	May 11	Musella Foundation Walk/Run	0.5
	May 18	Friends of FANA Walk/Run	0.3
	May 31 - Jun 1	Ramsey County Watershed District - Waterfest	2.0
	Jun 14	HOPE Community Academy Picnic	0.3
	Jun 20	Music In The Parks	0.3
	Jun 23	Church Picnic	0.3
	Jul 4	Charities Challenge Walk/Run	0.3
	Jul 4	Music In The Parks	0.3
	Jul 13	Dragon Boat Festival	5.0
	Jul 14	Dragon Boat Festival	5.0
	Jul 18	Music In The Parks	0.3
	Jul 20	DSMA Ethiopian Orthodox Walk/Run	0.4
	Jul 25	Music In The Parks	0.3
	Jul 28	Rockin' East Side 5K Walk/Run	0.3
	Jul 31	Family Fun Day	0.5
	Aug 3	Carpenters Local #32 Picnic	0.4
	Aug 7	Summer Blast Art In The Park	0.3
	Aug 10	Coco's Heart Dog Rescue Walk/Run	0.3
	Aug 10	Private Event	0.4
	Aug 18	Vacation Sports Triathlon	1.0
	Aug 22	Saint Paul Parks & Recreation Event	0.3
	Sep 7	Cure Search Walk/Run	0.5
	Sep 7	Wedding - Private Event	0.3
	Sep 8	St. Paul Classic Bike Tour (Split with Como, Hidden Falls-Crosby Farm, Indian Mounds, Mississippi Gorge, and Dakota County Mississippi River RT)	1.0
	Sep 21	Kris Goldade Walk/Run	0.3
	Sep 28	Finding The True Cross Ethiopian Bonfire	1.0
	Sep 29	MMRF 5K Walk/Run	1.0
	Oct 12	ALS Association Walk/Run	1.0
	Nov 26 - Dec 31	Holiday Lights	25.0

Table 2: Special event counts for 2013

(Note: these events occurred at times that were specifically not sampled to avoid double-counting)

Agency/Park	Date	Event	Visits (1,000s)
SAINT PAUL: continued			
Samuel Morgan RT		TOTAL	5.0
	Aug 9 - 13	Irish Fair	2.5
	Aug 30 - 31	Women Rock! Marathon	1.0
	Oct. 25 - 26	Monster Dash	1.0
	Nov. 28	Turkey Trot	0.5
SCOTT COUNTY:			
Cedar Lake Farm RP		TOTAL	7.1
	Year Long	Formal program visits not counted in regular sample and not part of other special events	1.5
	May 4	Vogel Picnic	0.3
	Jul 20	MidSummer Festival	2.5
	Aug 17	Auringer Picnic	0.3
	Sep 14	Geyen Picnic	0.3
	Sep 24	New Prague Cross Country Race	1.0
	Oct 15	New Prague Cross Country Race	1.2
Scott County RT		None	-
Spring Lake RP		TOTAL	3.6
	Winter	Snowmobile trail use	3.6
THREE RIVERS - SCOTT COUNTY:			
Cleary Lake RP		TOTAL	2.7
	Year Long	Formal program visits not counted in regular sample and not part of other special events	0.3
	Winter	Snowmobile trail use	1.8
	Jan 25	Kids Company Program	0.3
	Aug 3	Dakotah Sport and Fitness Triathlon	0.3
Murphy-Hanrehan PR		TOTAL	1.7
	Year Long	Formal program visits not counted in regular sample and not part of other special events	0.4
	Winter	Snowmobile trail use	0.6
	Jul 17	Endless Summer Race	0.4
	Sep 14	Woody Race	0.3
THREE RIVERS PARK DISTRICT:			
Baker PR		TOTAL	26.5
	Year Long	Formal program visits not counted in regular sample and not part of other special events	3.8
	School Year	School groups at education center	21.5
	Winter	Snowmobile trail use	1.2
Bassett Creek RT		None	-
Bryant Lake RP		TOTAL	0.5
	Year Long	Formal program visits not counted in regular sample and not part of other special events	0.5
Carver PR		TOTAL	18.5
	Year Long	Formal program visits not counted in regular sample and not part of other special events	6.3
	School Year	School groups at education center	9.7
	Winter	Snowmobile trail use	1.7
	Mar 29	Spring Eggstravaganza	0.4
	Mar 30	Spring Eggstravaganza	0.4
Cedar Lake RT		None	-
Clifton French RP		TOTAL	7.2
	Year Long	Formal program visits not counted in regular sample and not part of other special events	5.0
	Sep 14	Lupus Foundation Race	0.3
	Sep 30	Wayzata Middle School Program	1.0
	Oct 3	Wayzata East Program	0.3
	Oct 4	Wayzata East Program	0.3
	Oct 12	Congenital Heart Walk	0.3
Coon Rapids Dam RP		TOTAL	4.9
	Year Long	Formal program visits not counted in regular sample and not part of other special events	0.6
	School Year	School groups @ education center	4.3
Crow-Hassan PR		TOTAL	0.7
	Winter	Snowmobile trail use	0.7

Table 2: Special event counts for 2013

(Note: these events occurred at times that were specifically not sampled to avoid double-counting)

Agency/Park	Date	Event	Visits (1,000s)
THREE RIVERS PARK DISTRICT: continued			
Dakota Rail RT		None	4.2
	Jan 26	Moonlight Trail Night	1.0
	Aug 3	Tour De Tonka	2.7
	Sep 15	Park Nicollet Foundation	0.5
Eagle Lake RP		None	-
Elm Creek PR		TOTAL	139.0
	Year Long	Formal program visits not counted in regular sample and not part of other special events	10.6
	School Year	School groups at education center	8.3
	Winter	Winter Recreation Area (manufactured snow area)	112.9
	Winter	Snowmobile trail use	1.5
	Mar 29	Eggstravaganza	0.8
	May 12	Charitable Housewives Race	0.3
	Jun 8	Parnassus Prep Picnic	0.4
	Jun 30	IUOE Local 49 Picnic	0.4
	Jul 11	Saint Jude Medical Picnic	0.3
	Jul 12	Osseo Marching Band Picnic	0.3
	Aug 4	Grace Fellowship Picnic	0.3
	Aug 18	O'Reilly Auto Parts Picnic	0.3
	Sep 7	Parnassus Prep Picnic	0.3
	Sep 21	Caribou Coffee Picnic	0.3
	Oct 12	Autumn Woods Classic	1.3
	Oct 19	Johnson Nature Center Rental	0.3
	Oct 26	Little Folks Halloween	0.4
Fish Lake RP		None	2.1
	Feb 2	Special Olympics Event	1.5
	Year Long	Formal program visits not counted in regular sample and not part of other special events	0.6
Gale Woods Farm		TOTAL	28.9
	Year Long	Formal program visits not counted in regular sample and not part of other special events	6.6
	School Year	School groups at education center	12.1
	Apr 27	Spring Into Farming	0.4
	May 31	Esters Wedding	0.3
	Jul 20	Getty Wedding	0.3
	Aug 17	Breakfast on the Farm	0.5
	Aug 19	ISD 277 Cross Country Race	0.3
	Sep 4	Hopkins Invite Cross Country Race	4.0
	Sep 17	ISD 277 Cross Country Race	0.3
	Sep 29	Celbrate the Harvest	0.3
	Oct 10	Lake Conference Cross Country Race	2.1
	Oct 23	Section 6 Cross Country Race	1.7
Hyland Lake PR		TOTAL	200.2
	Year Long	Formal program visits not counted in regular sample and not part of other special events	8.1
	School Year	School groups at education center	10.0
	Winter	Winter Recreation Area (manufactured snow area)	176.6
	Apr 20	Trail Mix	0.8
	May 4	Raptor Release	1.8
	May 7	Cottage Grove 6th Grade Program	0.4
	May 8	Cottage Grove 6th Grade Program	0.4
	Jun 8	Scleroderma Foundation Walk	0.3
	Jun 23	Minnesota Majestic Disc Golf Tournament	0.5
	Aug 15	Towers-Watson Company Picnic	0.4
	Oct 5	Fall Color Chairlift Rides	0.4
	Dec 13	Lake Conference Cross Country Ski Race	0.5
Lake Independence RT		None	-
Lake Minnetonka RP		TOTAL	2.0
	Year Long	Formal program visits not counted in regular sample and not part of other special events	0.6
	Winter	Snowmobile trail use	1.4
Lake Minnetonka Islands		None	-
Lake Minnetonka LRT RT		TOTAL	5.1
	May 5	Lake Minnetonka Half Marathon	1.8
	Aug 3	Tour De Tonka	2.7
	Sep 7	Apple of the Lake 5k	0.6

Table 2: Special event counts for 2013

(Note: these events occurred at times that were specifically not sampled to avoid double-counting)

Agency/Park	Date	Event	Visits (1,000s)
THREE RIVERS PARK DISTRICT: <i>continued</i>			
Lake Rebecca PR		TOTAL	6.3
	Winter	Snowmobile trail use	1.0
	May 19	Laestadian Lutheran Picnic	0.5
	Jun 8	Liberty Triathlon	0.6
	Jul 6	Strot Wedding	0.4
	Jul 13	Local 539 Pipefitters Picnic	0.3
	Jul 13	Redeemer Bible Church Picnic	0.3
	Jul 27	Kroc Picnic	0.4
	Jul 27	Moua Picnic	0.5
	Aug 11	Living Word Church Picnic	2.0
	Oct 12	Nicholson Picnic	0.3
The Landing SRF		TOTAL	19.2
	Year Long	Formal program visits not counted in regular sample and not part of other special events	4.8
	School Year	School groups at park	8.6
	Jul 4	Independence Day 1889	0.4
	Jul 7	Friends of the Mississippi River Event	0.3
	Jul 20	Minnesota River Arts Festival	1.6
	Jul 21	Minnesota River Arts Festival	1.4
	Oct 8	ISD 720 Cross Country Race	0.9
	Oct 19	Old Fashioned Trick or Treat	0.6
	Dec 21	Folkways of the Holidays	0.6
Luce Line RT		None	-
Medicine Lake RT		TOTAL	2.0
	May 11	Maple Grove Half Marathon	1.5
	Nov 1	Boston Scientific	0.5
Minnesota River Bluffs LRT RT		TOTAL	2.7
	Aug 3	Tour De Tonka	2.7
Nine Mile Creek RT		None	-
Noerenberg Gardens SRF		None	-
North Cedar Lake LRT RT		None	-
North Mississippi RP		TOTAL	10.1
	Year Long	Formal program visits not counted in regular sample and not part of other special events	3.1
	School Year	School groups at education center	7.0
Northeast Diagonal RT		None	-
Rush Creek RT		None	-
Shingle Creek RT		None	-
Silverwood SRF		TOTAL	16.7
	Year Long	Formal program visits not counted in regular sample and not part of other special events	5.5
	School Year	School groups at education center	2.6
	Jan 5	Vander Lugt/Hicks Wedding	0.3
	Mar 9	Carda/Entinger Wedding	0.3
	Mar 23	Silverwood Egg Hunt	0.5
	Apr 7	Gates/Hanson Wedding	0.3
	Apr 20	MN Waldorf School Fundraiser	0.5
	Apr 20	Wilson Wedding	0.3
	May 22	Gallery Opening	0.9
	Jun 22	Wielde Party	0.3
	Jun 29	Hammel/Fiedler Wedding	0.3
	Aug 18	Summer Concert	0.4
	Aug 31	Xaphakdy/Thammavong Wedding	0.3
	Sep 13	Murtaugh Wedding	0.3
	Sep 21	Field Trip!	2.2
	Sep 29	Wedding Fair	0.4
	Oct 3	Taste of the First Tee	0.3
	Oct 10	Outward Bound Event	0.3
	Oct 27	Eastside Co-Op Event	0.3
	Dec 14	Candy Cane Hunt	0.4
Twin Lakes RT		None	-

Table 2: Special event counts for 2013

(Note: these events occurred at times that were specifically not sampled to avoid double-counting)

Agency/Park	Date	Event	Visits (1,000s)
WASHINGTON COUNTY:			
Big Marine Park Reserve		TOTAL	0.6
	May 18	ALS Bike Trek	0.6
Cottage Grove Ravine RP		TOTAL	1.5
	Winter	Snowmobile Use	1.5
Hardwood Creek RT		TOTAL	18.0
	Winter	Snowmobile Use	15.0
	Jun 9	MS 150	3.0
Lake Elmo PR		TOTAL	11.5
	Winter	Snowmobile use	1.5
	May 11	Oakdale Duathlon	0.5
	Jun 1	Family Festival	0.3
	Jun 8	Hmong Family	0.4
	Jun 15	Hmong Family	0.4
	Jun 23	Hmong Family	0.4
	Aug 3	NWIRA Championship Regatta	1.0
	Aug 4	NWIRA Championship Regatta	0.8
	Aug 6	Hmong Family	0.4
	Aug 18	Hmong Family	0.5
	Aug 24	Hmong Family	0.6
	Aug 31	Hmong Family	0.4
	Sep 30	Long Yang	1.0
	Sep 10	Bluegrass Festival	3.5
Pine Point Park RP		TOTAL	4.5
	May 11	Bike MS Sam's Club TC Ride	1.0
	Apr 28	MN Ironman Bicycle Ride	3.5
Square Lake SRF		TOTAL	3.1
	May 4	Cinco de Mayo Race	0.5
	Jul 2	Race to Stillwater	1.5
	Sep 7	Triathlon	0.5
	Sep 8	Triathlon	0.3
	Sep 21	Jon Francis Foundation Run	0.3
St. Croix Bluffs RP		TOTAL	4.4
	May 19	Apple Blossom Run	0.6
	Jun 2	Yang Family	0.3
	Jul 13	Rosckes	0.4
	Jul 27	Vang Family	0.3
	Aug 10	Thao Family	0.3
	Aug 17	Ceridian Annual Picnic	0.5
	Aug 24	Yang Family	0.4
	Sep 5	Cross Country Meet	0.7
	Sep 10	Cross Country Meet	0.5
	Oct 15	Cross Country Meet	0.4

Table 3: Comparison of 2012 and 2013 visitation

Agency	2012	2013	# change	% change
	<i>(1,000's)</i>	<i>(1,000's)</i>	<i>(1,000's)</i>	
Anoka	3,152.0	3,178.2	26.2	0.8%
Bloomington	715.1	742.2	27.1	3.8%
Carver	582.6	614.7	32.1	5.5%
Dakota	1,034.0	1,038.0	4.0	0.4%
Minneapolis	15,223.9	15,976.6	752.7	4.9%
Ramsey	4,291.5	4,657.2	365.7	8.5%
Saint Paul	9,710.5	9,455.6	(254.9)	-2.6%
Scott County ¹	290.0	358.9	68.9	23.8%
Three Rivers (Hennepin Co.)	8,995.1	9,390.4	395.3	4.4%
Three Rivers (Scott County)	328.5	325.6	(2.9)	-0.9%
Washington	1,520.7	1,567.6	46.9	3.1%
Total	45,843.8	47,304.8	1,461.0	3.2%

Notes:

¹ Scott County opened Spring Lake Regional Park in 2013.

Table 4: Comparison of 2012 and 2013 park vs. trail visitation

	2012	2013	# change	% change	% of all visits in 2013
	<i>(1,000's)</i>	<i>(1,000's)</i>	<i>(1,000's)</i>		
Trail Visits ¹	11,322.3	12,465.5	1,143.2	10.1%	26.4%
Park/Reserve/SRF Visits	34,521.5	34,839.4	317.9	0.9%	73.6%
Total Visits	45,843.8	47,304.8	1,461.0	3.2%	100.0%

Notes:

¹ About 80% of all visits to the Minneapolis Chain of Lakes and Anoka County Riverfront RP are trail visits. Mississippi Gorge Regional Park is also more similar to a parkway with a regional trail than a regional park. However, the above trail totals do not include those trail visits.

Values are rounded.

If Mississippi Gorge, Minneapolis Chain of Lakes, and Anoka County Riverfront RP trail visits are included in the regional trail total, 39.8% (18.9 million) of all visits are trail visits.

Table 5: Most-visited regional parks and trails - 2013

Rank by visits	Park/trail	Agency	2013 Visitation (1,000's)	Cumulative percent of total visitation
1	Minneapolis Chain-of-Lakes RP	Minneapolis	5,094.4	10.8%
2	Como RP, Zoo & Conservatory SRF	Saint Paul	4,476.1	20.2%
3	Mississippi Gorge RP	Minneapolis/Saint Paul	2,568.3	25.7%
4	Central Mississippi Riverfront RP	Minneapolis	2,012.4	29.9%
5	Phalen-Keller RP	Saint Paul/Ramsey County	1,613.6	33.3%
6	Hyland-Bush-Anderson Lakes PR	Bloomington/Three Rivers	1,532.7	36.6%
7	Minnehaha RP	Minneapolis	1,504.5	39.7%
8	Nokomis-Hiawatha RP	Minneapolis	1,466.8	42.8%
9	Minnehaha RT	Minneapolis	1,250.6	45.5%
10	Lilydale-Harriet Island-Cherokee Hts. RP	Saint Paul	1,130.7	47.9%
11	Battle Creek/Indian Mounds RP	Ramsey County/Saint Paul	1,106.5	50.2%
12	Cedar Lake /Cedar Lake LRT RT	Minneapolis/Three Rivers	1,027.3	52.4%
13	Elm Creek PR	Three Rivers	983.0	54.5%
14	Grass-Vadnais-Snail Lake RP	Ramsey County Ramsey	746.3	56.0%
15	Bruce Vento	County/Saint Paul	675.5	57.5%
16	Victory Memorial Parkway RT	Minneapolis	659.0	58.9%
17	Bunker Hills RP	Anoka County	612.7	60.2%
18	Kenilworth RT	Minneapolis	590.3	61.4%
19	Lebanon Hills RP	Dakota County	538.0	62.5%
20	Clifton French RP	Three Rivers	537.5	63.7%
Total			30,126.2	
Percent of 2013 Visitation				63.7%

Note: Totals rounded.

Table 6: Urban parks visitation - 2013

Agency	2013 Visitation (1,000's)
Minneapolis Parks Total	15,976.6
Saint Paul Parks Total	9,455.6
Urban Total	25,432.1
Urban Percentage of 2013 visitation	53.8%

Note: Totals rounded.

Table 7: Como visitation - park and zoo/conservatory

Park Unit	2013 Visitation (1,000's)	2013 %
Como Zoo & Conservatory SRF ¹	3,545.0	79.2%
Como Park (non-zoo/conservatory visits)	931.0	20.8%
Como Total	4,476.1	100%

Notes:

¹ Como Zoo & Conservatory Special Recreation Feature estimates are based on visitor interviews conducted in 2008. That data indicated that 79.2% of all Como visitors were primarily visiting the Zoo and Conservatory.

Totals rounded.

Table 8: Visitation estimates by agency for operations and maintenance funding formula purposes - 2013

Agency	2013 Visitation (1,000's)	Percentage of total ¹
Anoka County	3,178.2	6.74%
Bloomington	742.2	1.57%
Carver County	614.7	1.30%
Dakota County	1,038.0	2.20%
Minneapolis Park and Recreation Board	15,976.6	33.90%
Ramsey County	4,657.2	9.88%
Saint Paul	9,455.6	20.06%
Scott County	358.9	0.76%
Three Rivers Park District - Hennepin ²	9,213.8	19.55%
Three Rivers Park District - Scott	325.6	0.69%
Washington County	1,567.6	3.33%
TOTAL	47,128.2	100.00%

Notes:

¹ Percentages are given to the second decimal point for use in the O&M funding formula.

² O&M visitation estimates do not include enterprise facility visitation (downhill skiing at Hyland-Bush-Anderson Lakes PR).

2013 Percentage of total visitation by agency

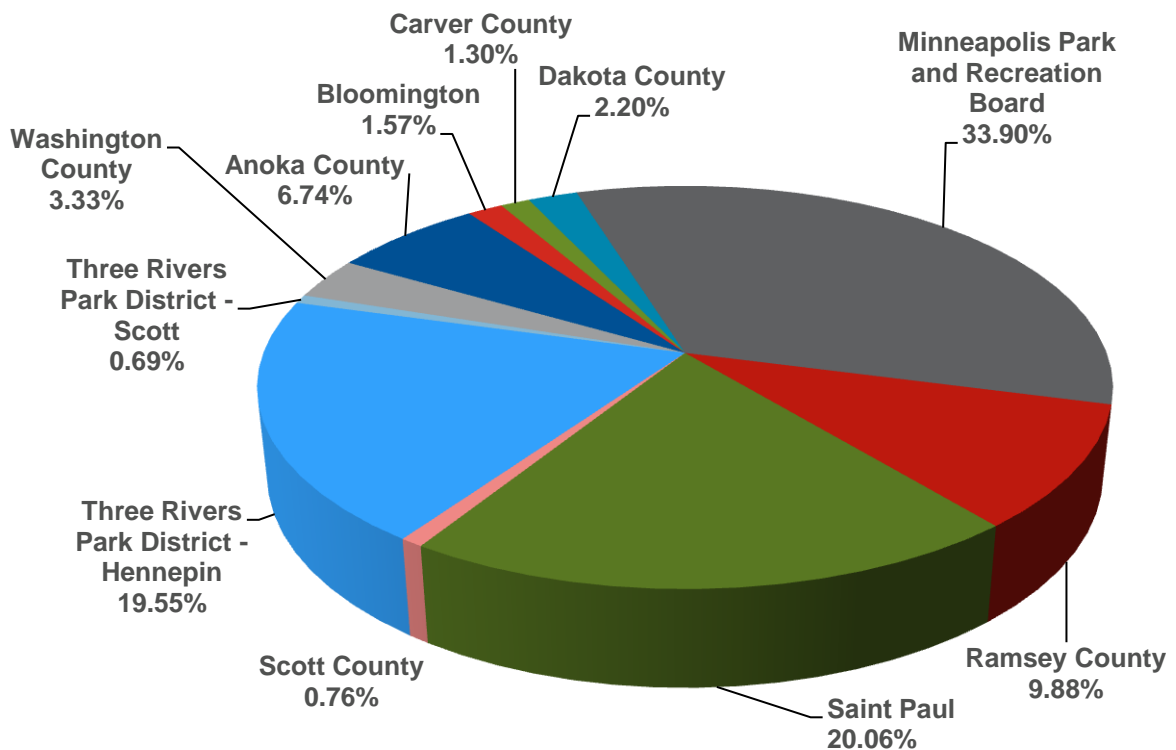


Table 9: Regional Parks System units sample counted 2013

<u>Regional Parks</u>		<u>Park Agency</u>	<u>Regional Trails</u>		<u>Park Agency</u>
1	Anoka County Riverfront RP	Anoka County	1	Bunker Hills-Chain of Lakes RT	Anoka County
2	Bunker Hills RP	Anoka County	2	Central Anoka RT	Anoka County
3	Lake George RP	Anoka County	3	Coon Creek RT	Anoka County
4	Martin-Island-Linwood Lakes RP	Anoka County	4	East Anoka County RT	Anoka County
5	Mississippi West RP	Anoka County	5	Mississippi River RT (Anoka Co)	Anoka County
6	Rum River RP	Anoka County	6	Rice Creek North RT	Anoka County/Ramsey County
7	Coon Rapids Dam RP	Anoka County/Three Rivers	7	Rice Creek West RT	Anoka County/Ramsey County
8	Baylor RP	Carver County	8	Rum River RT	Anoka County
9	Lake Minnewashta RP	Carver County	9	Dakota Rail RT	Carver County/Three Rivers
10	Lake Waconia RP	Carver County	10	Minnesota River Bluffs LRT RT	Carver County/Three Rivers
11	Lake Bylesby RP	Dakota County	11	Big Rivers RT	Dakota County
12	Lebanon Hills RP	Dakota County	12	Mississippi River RT (Dakota Co)	Dakota County
13	Central Mississippi Riverfront RP	Minneapolis Park & Rec Board	13	North Urban RT	Dakota County
14	Minneapolis Chain-of-Lakes RP	Minneapolis Park & Rec Board	14	Cedar Lake RT	Minneapolis Park & Rec Board
15	Minnehaha RP	Minneapolis Park & Rec Board	15	Columbia Parkway RT	Minneapolis Park & Rec Board
16	Nokomis-Hiawatha RP	Minneapolis Park & Rec Board	16	Kenilworth RT	Minneapolis Park & Rec Board
17	Theodore Wirth RP	Minneapolis Park & Rec Board	17	Luce Line RT	Minneapolis/Three Rivers
18	Mississippi Gorge RP	Minneapolis/Saint Paul	18	Minnehaha Parkway RT	Minneapolis Park & Rec Board
19	North Mississippi RP	Minneapolis/Three Rivers	19	Northeast Diagonal RT	Minneapolis/Three Rivers
20	Bald Eagle-Otter Lake RP	Ramsey County	20	Ridgeway Parkway RT	Minneapolis Park & Rec Board
21	Long Lake RP	Ramsey County	21	St. Anthony Parkway RT	Minneapolis Park & Rec Board
22	Snail Lake (Grass-Vadnais-Snail) RP	Ramsey County	22	Victory Memorial Parkway RT	Minneapolis Park & Rec Board
23	Tony Schmidt RP	Ramsey County	23	Birch Lake RT	Ramsey County
24	Battle Creek & Indian Mounds RP	Ramsey County/ Paul Saint Paul	24	Highway 96 RT	Ramsey County
25	Como RP	Saint Paul	25	Trout Brook RT	Ramsey County
26	Hidden Falls-Crosby Farm RP	Saint Paul	26	Bruce Vento RT	Ramsey County/Saint Paul
27	Lilydale-Harriet Island & Cherokee Heights RP	Saint Paul/Ramsey County	27	Samuel Morgan RT	St. Paul
28	Phalen-Keller RP	Scott County	28	Scott County RT	Scott County
29	Cedar Lake Farm RP	Scott County	29	Bassett Creek RT	Three Rivers Park District
30	Spring Lake RP	Three Rivers Park District	30	Cedar Lake LRT RT	Three Rivers Park District
31	Bryant Lake RP		31	Lake Independence RT	Three Rivers Park District
32	Clifton E. French RP	Three Rivers Park District	32	Lake Minnetonka LRT RT	Three Rivers Park District
33	Eagle Lake RP	Three Rivers Park District	33	Medicine Lake RT	Three Rivers Park District
34	Fish Lake RP	Three Rivers Park District	34	Nine Mile Creek RT	Three Rivers Park District
35	Lake Minnetonka Islands RP	Three Rivers Park District	35	North Cedar Lake RT	Three Rivers Park District
36	Lake Minnetonka RP	Three Rivers Park District	36	Rush Creek RT	Three Rivers Park District
37	Cleary Lake RP	Three Rivers (Scott County)	37	Shingle Creek RT	Three Rivers Park District
38	Cottage Grove Ravine RP	Washington County	38	Twin Lakes RT	Three Rivers Park District
39	Pine Point RP	Washington County	39	Hardwood Creek RT	Washington County
40	St. Croix Bluffs RP	Washington County			
<u>Park Reserves</u>			<u>Special Recreation Features</u>		
1	Rice Creek Chain-of-Lakes PR	Anoka County	1	Como Conservatory	St. Paul
2	Miesville Ravine PR	Dakota County	2	Como Zoo	St. Paul
3	Spring Lake PR	Dakota County	3	Gale Woods	Three Rivers Park District
4	Baker PR	Three Rivers Park District	4	The Landing	Three Rivers Park District
5	Carver PR	Three Rivers Park District	5	Noerenberg Gardens SRF	Three Rivers Park District
6	Crow-Hassan PR	Three Rivers Park District	6	Silverwood SRF	Three Rivers Park District
7	Elm Creek PR	Three Rivers Park District	7	Square Lake SRF	Washington County
8	Lake Rebecca PR	Three Rivers Park District			
9	Hyland-Bush-Anderson Lakes PR	Three Rivers/Bloomington			
10	Murphy-Hanrehan PR	Three Rivers (Scott County)	98	TOTAL UNITS	
11	Big Marine PR	Washington County			
12	Lake Elmo PR	Washington County			

Table 10: Comparison of estimated visits from 2007 to 2013

	Visits in 1,000s per year						
	2007	2008	2009	2010	2011	2012	2013
Anoka County	2,943.8	3,269.6	3,280.7	3,269.6	3,380.8	3,152.0	3,178.2
Bloomington	450.8	526.8	512.6	610.4	789.4	715.1	742.2
Carver County	271.2	265.0	265.5	307.3	443.9	582.6	614.7
Dakota County	795.0	879.6	929.8	932.9	1,047.8	1,034.0	1,038.0
Minneapolis	13,404.4	15,442.4	14,113.0	14,768.1	15,098.8	15,223.9	15,976.6
Ramsey County	3,265.9	3,286.2	3,057.3	3,714.3	4,014.7	4,291.5	4,657.2
Saint Paul	7,196.1	6,649.7	7,229.5	7,628.2	8,552.6	9,710.5	9,455.6
Scott County	90.2	259.9	255.1	313.5	319.6	290.0	358.9
Three Rivers	5,883.9	6,472.6	6,865.8	7,646.7	8,619.3	8,995.1	9,390.4
Three Rivers (Scott County)	258.6	302.0	292.0	282.3	345.5	328.5	325.6
Washington County	1,003.8	1,158.4	1,261.2	1,394.3	1,498.8	1,520.7	1,567.6
REGIONAL TOTALS	35,563.7	38,512.2	38,062.5	40,867.6	44,111.2	45,843.9	47,304.8
% annual increase	-	8.3%	-1.2%	7.4%	7.9%	3.9%	3.2%

Notes:

¹ Visitation estimates for 2006-2007 were adjusted to reflect the seasonal multipliers from the *Metropolitan Council Regional Parks and Trails Survey 2008* so that estimates are comparable across all years. Therefore, the estimates shown in Table 10 will not correspond to the published annual use estimates for 2006-2007.

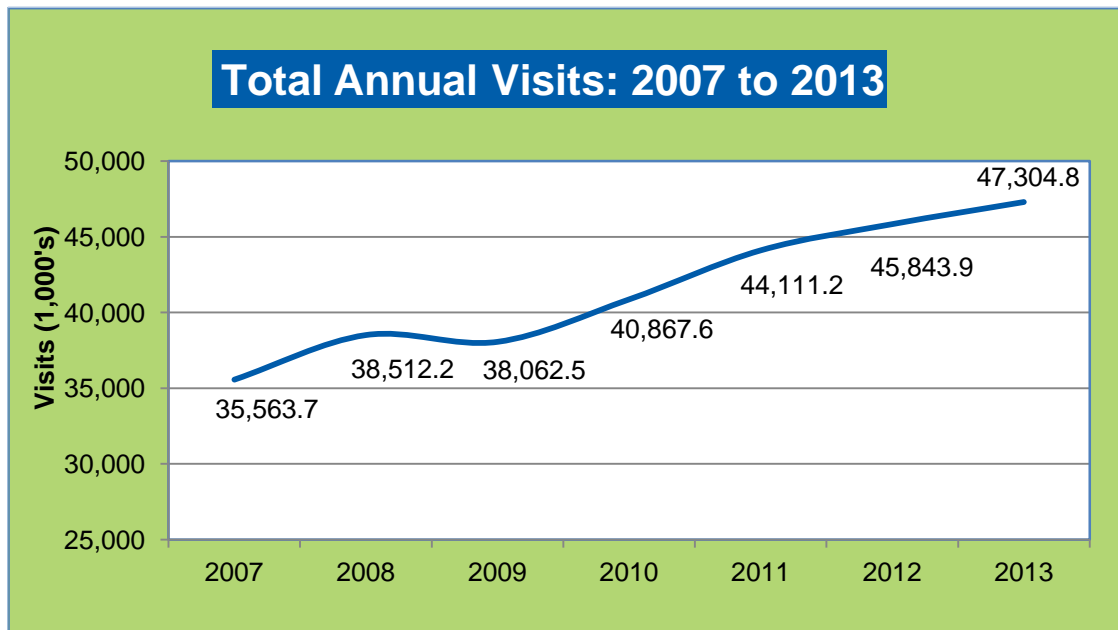


Table 11: Top activities in the Regional Parks System - 2013

Activity	% of park activity occasions ¹	# of park activity occasions <i>1,000's</i>	% of trail activity occasions	# of trail activity occasions <i>1,000's</i>	Total # of activity occasions <i>1,000's</i>	% of total visits
Walking/hiking	21%	7,316	30%	3,740	11,056	23%
Biking	10%	3,484	45%	5,609	9,093	19%
Swimming ³	16%	5,574	2%	249	5,824	12%
Picnicking	10%	3,484	0%	-	3,484	7%
Relaxing ²	9%	3,136	2%	249	3,385	7%
Jogging/running	5%	1,742	10%	1,247	2,989	6%
Playground use ³	7%	2,439	1%	125	2,563	5%
Dog-walking	5%	1,742	7%	873	2,615	6%
Sunbathing ³	6%	2,090	1%	125	2,215	5%
Fishing ³	6%	2,021	1%	125	2,145	5%
Boating	4%	1,394	0%	-	1,394	3%
Zoo visits (Como)	4%	1,394	0%	-	1,394	3%
In-line skating	2%	697	4%	499	1,195	3%
Camping	2%	697	0%	-	697	1%
		Regional Parks		Regional Trails		System-wide
2013 system-wide visits (in 1,000's of visits)		34,839.4		12,465.5		47,304.8
% of 2013 visits		74%		26%		100%

Notes:

¹ Data on activity patterns of regional park and trail visitors was collected in 2008 and published in the *Metropolitan Council Regional Parks and Trails Survey 2008*. The activity patterns were applied to the 2008 visit estimate to generate this table. Visitors could do more than one activity during their visit to a regional park or trail. Each time they participated in an activity, it was considered an activity occasion. Therefore, the total number of activity occasions is greater than the actual number of visits.

² "Relaxing" was a general activity on a list of activities that park visitors used to indicate what they did during their park visit. This activity was not specifically defined.

³ For trail visits, survey respondents indicated that the trails were providing access to these activities. For example, 2% of trail visits provided access to swimming and 1% of trail visits provided access to fishing.

Table 12: Visitor origin by agency - 2013¹

Agency	Total visits (1,000s)	Number and percent of visits from people who live in the following agency jurisdictions: (in 1,000s)												
		Anoka County	Bloomington	Carver County	Dakota County	Minneapolis	Ramsey County	Saint Paul	Scott County	Three Rivers (Hennepin)	Washington County	Greater MN	Out of state	Outside of US
ANOKA COUNTY														
Total Visitation	3,178.2	1,803.1	7.9	4.0	31.7	130.8	626.1	75.3	4.0	225.9	55.5	138.7	75.3	-
Visitation by Percentage	6.7%	56.7%	0.2%	0.1%	1.0%	4.1%	19.7%	2.4%	0.1%	7.1%	1.7%	4.4%	2.4%	0.0%
BLOOMINGTON														
Total Visitation	742.2	5.7	404.3	7.6	36.1	49.4	5.7	19.0	39.9	136.7	3.8	7.6	24.7	1.9
Visitation by Percentage	1.6%	0.8%	54.5%	1.0%	4.9%	6.6%	0.8%	2.6%	5.4%	18.4%	0.5%	1.0%	3.3%	0.3%
CARVER COUNTY														
Total Visitation	614.7	4.8	9.5	293.1	31.7	17.4	1.6	3.2	31.7	125.2	1.6	84.0	11.1	-
Visitation by Percentage	1.3%	0.8%	1.5%	47.7%	5.2%	2.8%	0.3%	0.5%	5.2%	20.4%	0.3%	13.7%	1.8%	0.0%
DAKOTA COUNTY														
Total Visitation	1,038.0	7.6	20.3	2.5	668.3	57.2	20.3	116.9	10.2	36.8	21.6	41.9	34.3	-
Visitation by Percentage	2.2%	0.7%	2.0%	0.2%	64.4%	5.5%	2.0%	11.3%	1.0%	3.5%	2.1%	4.0%	3.3%	0.0%
MINNEAPOLIS PARK & REC BOARD														
Total Visitation	15,976.6	333.6	352.2	37.1	407.8	8,340.4	370.7	797.0	74.1	4,411.2	74.1	129.7	611.6	37.1
Visitation by Percentage	33.8%	2.1%	2.2%	0.2%	2.6%	52.2%	2.3%	5.0%	0.5%	27.6%	0.5%	0.8%	3.8%	0.2%
RAMSEY COUNTY														
Total Visitation	4,657.2	440.1	5.9	5.9	53.5	83.3	2,498.1	1,052.8	-	113.0	243.9	53.5	101.1	5.9
Visitation by Percentage	9.8%	9.5%	0.1%	0.1%	1.1%	1.8%	53.6%	22.6%	0.0%	2.4%	5.2%	1.1%	2.2%	0.1%
SAINT PAUL														
Total Visitation	9,455.6	282.6	47.1	23.6	847.8	683.0	730.1	4,769.0	47.1	447.5	694.7	317.9	518.1	47.1
Visitation by Percentage	20.0%	3.0%	0.5%	0.2%	9.0%	7.2%	7.7%	50.4%	0.5%	4.7%	7.3%	3.4%	5.5%	0.5%
SCOTT COUNTY / THREE RIVERS														
Total Visitation	684.5	-	10.2	4.5	132.6	6.8	1.1	2.3	473.7	18.1	2.3	21.5	10.2	1.1
Visitation by Percentage	1.4%	0.0%	1.5%	0.7%	19.4%	1.0%	0.2%	0.3%	69.2%	2.6%	0.3%	3.1%	1.5%	0.2%
THREE RIVERS PARK DISTRICT														
Total Visitation	9,390.4	577.1	215.2	459.7	117.4	1,007.5	88.0	78.3	156.5	5,898.3	39.1	528.2	195.6	29.3
Visitation by Percentage	19.9%	6.1%	2.3%	4.9%	1.3%	10.7%	0.9%	0.8%	1.7%	62.8%	0.4%	5.6%	2.1%	0.3%
WASHINGTON COUNTY														
Total Visitation	1,567.6	91.2	5.9	-	65.4	27.7	138.7	132.8	4.0	33.7	879.9	93.1	93.1	2.0
Visitation by Percentage	3.3%	5.8%	0.4%	0.0%	4.2%	1.8%	8.8%	8.5%	0.3%	2.1%	56.1%	5.9%	5.9%	0.1%
TOTAL VISITATION	47,304.8	3,545.8	1,078.6	838.0	2,392.2	10,403.4	4,480.5	7,046.4	841.1	11,446.3	2,016.5	1,416.3	1,675.2	124.5
TOTAL VISITATION by PERCENTAGE	100.0%	7.5%	2.3%	1.8%	5.1%	22.0%	9.5%	14.9%	1.8%	24.2%	4.3%	3.0%	3.5%	0.3%

NOTES:

All visits are listed in units of 1,000.

Local visits are defined as visits to a park by visitors who reside in that park agency's jurisdiction. Local visits for each agency are in bold and are highlighted.

¹ Visitor origin data is from the *Metropolitan Council Regional Parks and Trails Survey 2008*. Percentages were adjusted to disregard "unknown" visitor origin and therefore may differ slightly from the survey report.

Three Rivers Park District owns and operates two regional parks in Scott County. The amounts shown in this table reflect visits to park and trail units located in Scott County regardless of managing entity.

Table 13: Local and non-local visits by agency - 2013

Agency	Total visits (1,000s)	Number and percent of visits from people who live in the following agency jurisdictions: (in 1,000s)				
		Local Visits	Non-Local Visits			
			Regional	Greater MN	Out of state	Outside of US
ANOKA COUNTY						
Total Visitation	3,178.22	1,803.1	1,161.1	138.7	75.3	-
Visitation by Percentage	6.7%	56.7%	36.5%	4.4%	2.4%	0.0%
BLOOMINGTON						
Total Visitation	742.18	404.3	303.7	7.6	24.7	1.9
Visitation by Percentage	1.6%	54.5%	40.9%	1.0%	3.3%	0.3%
CARVER COUNTY						
Total Visitation	614.70	293.1	226.55	84.0	11.1	-
Visitation by Percentage	1.3%	47.7%	36.9%	13.7%	1.8%	0.0%
DAKOTA COUNTY						
Total Visitation	1,037.99	668.3	293.5	41.9	34.3	-
Visitation by Percentage	2.2%	64.4%	28.3%	4.0%	3.3%	0.0%
MINNEAPOLIS PARK & RECREATION BOARD						
Total Visitation	15,976.56	8,340.4	6,857.7	129.7	611.6	37.1
Visitation by Percentage	33.8%	52.2%	42.9%	0.8%	3.8%	0.2%
RAMSEY COUNTY						
Total Visitation	4,657.17	2,498.1	1,998.5	53.5	101.1	5.9
Visitation by Percentage	9.8%	53.6%	42.9%	1.1%	2.2%	0.1%
SAINT PAUL						
Total Visitation	9,455.56	4,769.0	3,803.4	317.9	518.1	47.1
Visitation by Percentage	20.0%	50.4%	40.2%	3.4%	5.5%	0.5%
SCOTT COUNTY / THREE RIVERS						
Total Visitation	684.52	473.7	177.9	21.5	10.2	1.1
Visitation by Percentage	1.4%	69.2%	26.0%	3.1%	1.5%	0.2%
THREE RIVERS PARK DISTRICT						
Total Visitation	9,390.36	5,898.3	2,738.9	528.2	195.6	29.3
Visitation by Percentage	19.9%	62.8%	29.2%	5.6%	2.1%	0.3%
WASHINGTON COUNTY						
Total Visitation	1,567.58	879.9	499.4	93.1	93.1	2.0
Visitation by Percentage	3.3%	56.1%	31.9%	5.9%	5.9%	0.1%
TOTAL VISITATION	47,304.8	26,028.3	18,060.6	1,416.3	1,675.2	124.5
TOTAL VISITATION by PERCENTAGE	100.0%	55.0%	38.2%	3.0%	3.5%	0.3%

NOTES:

All visits are listed in units of 1,000.

Local visits are defined as visits to a park by visitors who reside in that park agency's jurisdiction. Local visits for each agency are in bold and are highlighted.

Visitor origin data is from the *Metropolitan Council Regional Parks and Trails Survey 2008*. Percentages were adjusted to disregard "unknown" visitor origin and therefore may differ slightly from the survey report.

Acknowledgements

The Metropolitan Regional Parks System is owned and operated by 10 city, county, or special park districts. Each agency is responsible for conducting the annual counts for their respective Regional Parks System units. The 2013 annual use estimate counts amounted to over 4,200 staff hours across the 10 agencies, along with significant time dedicated to staff training and oversight. Without the help of the 10 agencies, the annual use estimate would not be possible. The agencies and their count supervisors are as follows:

Anoka County—Cindy Boretun
City of Bloomington—Mark Morris
Carver County—Sam Pertz
Dakota County—Doug Gross
Minneapolis Park and Recreation Board—Ginger Cannon
Ramsey County—Jennifer Fink
City of Saint Paul—Cindy Morrison and Eric Thompson
Scott County—Patricia Freeman and Thomas Mercier
Three Rivers Park District—Thomas Mercier
Washington County—Lori Freeman



390 Robert North
Saint Paul, MN 55101-1805

651.602.1000
TTY 651.291.0904
public.info@metc.state.mn.us
metro council.org

Follow us on:
twitter.com/metcouncilnews
facebook.com/MetropolitanCouncil
youtube.com/MetropolitanCouncil