

Information Item

DATE: November 30, 2016
TO: Technical Advisory Committee
PREPARED BY: Joe Barbeau, Senior Planner (651-602-1705)
SUBJECT: Developing Funding Alternatives for the Regional Solicitation

With final scores for the 2016 Regional Solicitation tabulated, the Funding & Programming Committee, TAC, and TAB will turn toward development of funding alternatives. In order to enable TAB to approve final funding options at its January 18, 2017, meeting, TAC will need to make funding recommendations by its January 4, 2016, meeting.

Tasks for today's meeting are as follows:

Review Preliminary Funding Scenarios:

1. Base Scenario: Focused on the mid-points of the TAB-approved funding ranges (58% for Roadways, 27% for Transit, and 15% for Bicycle/Pedestrian) and then dividing the funding within each mode based approximately on the number of applications received in each category compared to the other categories within the same mode.
2. Expansion-Heavy Scenario: Same modal splits as the Base Scenario, but tilted toward expansion projects in the Roadway and Transit modes.
3. Modernization-Heavy Scenario: Same modal splits as the Base Scenario, but tilted toward modernization projects in the Roadway and Transit modes.
4. Transit/Bike/Ped-Heavy Scenario: Based on using the top of the funding range for the Transit (32%) and Bicycle/Pedestrian (20%) modes and the lower end of the range for Roadways (48%). The funding was divided within each mode based approximately on the number of applications received in each category compared to the other categories within the same mode.
5. Roadway-Heavy Scenario: Based on using the top of the funding range in the Roadway mode (68%) and the lower end of the ranges for Transit (22%) and Bicycle/Pedestrian (10%). The funding was divided within each mode based approximately on the number of applications received in each category compared to the other categories within the same mode.

Review 2022 approach:

As discussed at the last two F&P meetings, a limited number of projects for 2022 (the funding is scheduled for 2021 and prior) are currently included as part of the funding scenarios. This would entail guaranteeing that a small number of projects are funded in 2022, but with the hope that funds come available in 2021 as other selected projects return money to the region.

Looking back at the 2014 Regional Solicitation, an additional seven originally unselected projects were funded since the original project selection by TAB. These projects were funded through TAB's Federal Funds Management Process as projects withdrew, scope changes lessened project awards, and other money came to the region. However, it was often difficult for sponsors of originally-un-funded projects to accept funds after not being selected and, usually, discontinuing project development. By selecting a small number of 2022 projects (one per mode) and encouraging sponsors to start working on these projects, the region will be in a better place when reallocation of funds is needed. TAB would encourage the 2022 project sponsors to advance construct their projects in 2021 (this approach would put these projects first in line when a 2021 project in the same mode withdraws, according to TAB's Federal Funds Management

Process). The intent of this approach is not to have projects claiming 2022 funds before the next Regional Solicitation is underway, but to have seamless reprogramming of extra funds that meets TAB's general philosophy of funding projects that have been through a scoring process as opposed to providing more funds to higher-cost projects with federal capacity.

In the funding scenarios developed, one 2022 project was selected per mode. Projects for 2022 were recommended primarily based on where there were small scoring gaps between the last funded project and the first unfunded project or to enhance geographic balance.

At its January meeting, TAC will make a recommendation to TAB on whether to award 2022 projects.


Identify Other Assumptions or Observations:

As directed by TAB, all funding scenarios assume that \$2.7 million is allocated off the top to the Travel Behavior Inventory. No other unique projects are shown as funded yet in the scenarios.

Many of the total scores are lower than in previous solicitations. This is largely the result of a clarification of scoring methodology that allocated scores proportional to the top-scoring project. When the top-scoring project was an obvious outlier in one or more measures compared to the rest of the projects, then lower scores were seen for the other projects.

DRAFT FUNDING SCENARIO

ROADWAY PROJECTS INCLUDING MULTIMODAL ELEMENTS

 Additional Projects with 0% Inflation Option only

Roadway Expansion

Rank	ID	Applicant	County	Project Name	Func Class	Base	Expansion-Heavy	Modernization-Heavy	Transit / Bike / Ped-Heavy	Highway-Heavy	Early?	Year	Federal Requested	Federal Cumulative	Total Scores
1	5072	Brooklyn Center	Hennepin	Highway 252/66th Ave Interchange in Brooklyn Center	NFPA						N	2021	\$7,000,000	\$7,000,000	848
2	5229	Scott County	Scott	Highway 169 and County Road 14 Hybrid Interchange in Louisville Township	NFPA						2019	2020	\$4,702,433	\$11,702,433	539
3	5374	Dayton	Hennepin	Brockton Lane Interchange in Dayton	Expander						N	2020	\$7,000,000	\$18,702,433	525
4	5191	Roseville	Ramsey	Snelling Ave Expansion in Roseville	Augmentor						N	2021	\$2,718,292	\$21,420,725	503
5	5212	Washington Co	Wash	Highway 36/Manning Ave Interchange in Multiple Twsp	NFPA						N	2021	\$7,000,000	\$28,420,725	488
6	4932	Richfield	Hennepin	77th St Underpass of Highway 77 in Richfield	Reliever						2018	2020	\$7,000,000	\$35,420,725	484
7	5149	Brooklyn Park	Hennepin	Highway 169/101st Ave Interchange	NFPA	2022					N	2020	\$7,000,000	\$42,420,725	476
8	5216	St. Paul	Ramsey	Pierce Butler Rt New Extension in St. Paul	Augmentor						2022	2021	\$7,000,000	\$49,420,725	471
9	4883	Maple Grove	Hennepin	I-94/County Road 610 Interchange in Maple Grove	Expander						2019	2020	\$7,000,000	\$56,420,725	455
10	5251	Anoka County	Anoka	Interstate 35/Highway 97 Interchange Expansion in Columbus	Reliever		2022				N	2020	\$7,000,000	\$63,420,725	430
11	5404	St. Paul	Ramsey	Vandalia St and Ellis Rd Expansion in St. Paul	Augmentor						N	2021	\$4,470,000	\$67,890,725	414
12	5083	Carver County	Carver	Highway 41 Expansion in Chaska and Chanhassen	Expander						N	2020	\$7,000,000	\$74,890,725	412
13	5372	Chanhassen	Carver	Highway 101 Expansion in Chanhassen	Expander						2019	2020	\$7,000,000	\$81,890,725	403
14	5166	Dakota County	Dakota	70th St Expansion in Inver Grove Heights	Reliever						N	2021	\$7,000,000	\$88,890,725	397
15	5224	Washington Co	Wash	Woodbury Dr Expansion in Woodbury	Expander						N	2021	\$3,997,456	\$92,888,181	390
16	5228	Scott County	Scott	Texas Ave Expansion in Savage	Expander						2019	2020	\$7,000,000	\$99,888,181	352
17	5081	Anoka County	Anoka	Bunker Lake Blvd Expansion in Ham Lake	Reliever						2019	2020	\$3,360,000	\$103,248,181	348
18	5178	Dakota County	Dakota	Dodd Blvd and Kenwood Tr Roundabout in Lakeville	Expander						2019	2020	\$2,495,000	\$105,743,181	342
19	5082	Carver County	Carver	Engler Blvd Expansion in Chaska and Laketown Twsp	Expander						2019	2021	\$2,000,000	\$112,743,181	294
20	5253	Anoka County	Anoka	Bunker Lake Blvd Expansion in Ramsey	Reliever						2019	2021	\$3,918,160	\$116,661,341	253
21	5375	St. Paul	Ramsey	Troutbrook Rd New Extension in St. Paul	NFPA						2019	2020	\$3,754,855	\$120,416,196	251

Roadway Reconstruction/Modernization

Rank	ID	Applicant	County	Project Name	Func Class	Base	Expansion-Heavy	Modernization-Heavy	Transit / Bike / Ped-Heavy	Highway-Heavy	Early?	Year	Federal Requested	Federal Cumulative	Total Scores
1	5237	Anoka (City)	Anoka	Fairoak Ave Underpass of Highway 10 in City of Anoka	NFPA						N	2021	\$7,000,000	\$7,000,000	731
2	5262	Minneapolis	Hennepin	Hennepin Ave Reconstruction in Minneapolis	Augmentor						N	2020	\$7,000,000	\$14,000,000	719
3	5141	Hennepin Co	Hennepin	Webber Pkwy Reconstruction in Minneapolis	Augmentor						N	2020	\$7,000,000	\$21,000,000	632
4	5073	Brooklyn Center	Hennepin	Brooklyn Blvd Reconstruction in Brooklyn Center	Reliever						N	2021	\$6,616,000	\$27,616,000	612
5	5246	Anoka Co	Anoka	Foley Blvd Overpass of the BNSF RR in Coon Rapids	Expander						2019	2020	\$7,000,000	\$34,616,000	583
6	5230	Scott Co	Scott	Cantebury Rd Reconstruction in Shakopee	Expander						2019	2021	\$5,546,000	\$40,162,000	580
7	5203	Scott County	Scott	Highway 13/County Road 21 Intersection in Prior Lake	Expander						2019	2020	\$4,929,040	\$45,091,040	568
8	5162	St. Paul	Ramsey	Tedesco Rd Reconstruction in St. Paul	Reliever						2019	2020	\$2,029,600	\$47,120,640	543
9	5264	Ramsey Co	Ramsey	I-694/Rice St Interchange Reconstruct-Multiple Cities	Reliever						N	2020	\$7,000,000	\$54,120,640	535
10	5179	Dakota Co	Dakota	202nd St Reconstruction in Lakeville	Expander						2019	2020	\$3,200,000	\$57,320,640	534
11	5402	Anoka Co	Anoka	Hanson Blvd Reconstruction in Coon Rapids	Expander						2019	2020	\$2,321,700	\$59,642,340	530
12	5392	Minnetonka	Hennepin	I-394/Plymouth Rd Ramp Intersection in Minnetonka	Reliever						2018	2020	\$4,504,000	\$64,146,340	525
13	5298	Minneapolis	Hennepin	37th Avenue Reconstruction in Columbia Heights and Minneapolis	Augmentor						N	2020	\$6,948,644	\$71,094,984	512
14	5398	Anoka Co	Anoka	Main Street Reconstruction in Blaine	NFPA						2019	2020	\$1,503,200	\$72,598,184	507
15	5222	Washington County	Wash	75th St Reconstruction in Multiple Townships	Reliever						N	2020	\$4,811,200	\$77,409,384	479
16	5263	Ramsey Co	Ramsey	Lexington Ave Reconstruction in Arden Hills and Shoreview	Augmentor						N	2020	\$3,693,080	\$81,102,464	477
17	5014	Hennepin Co.	Hennepin	Golden Valley Road Reconstruction in Golden Valley	Augmentor						N	2020	\$7,000,000	\$88,102,464	476
18	5139	Hennepin Co	Hennepin	Penn Ave Reconstruction in Richfield	Reliever						N	2020	\$7,000,000	\$95,102,464	471
20	5308	Dakota Co	Dakota	Pilot Knob Rb and Cliff Rd Intersection in Eagan	Expander						2019	2020	\$3,134,000	\$98,236,464	471
20	5242	Ramsey Co	Ramsey	Cleveland Ave Reconstruction in Falcon Heights and St. Paul	Reliever						N	2020	\$1,561,070	\$99,797,534	469
21	4972	Richfield	Hennepin	Lyndale Ave Reconstruction in Richfield	Reliever						N	2020	\$7,000,000	\$106,797,534	456
22	4964	South St. Paul	Dakota	Concord St Reconstruction in South St. Paul	Reliever						N	2020	\$7,000,000	\$113,797,534	452
23	5403	Anoka Co	Anoka	Ramsey Blvd Underpass of the BNSF RR in the City of Ramsey	Expander						2019	2021	\$7,000,000	\$120,797,534	445
24	5289	Inver Grove Heights	Dakota	117th Street Reconstruction in Inver Grove Heights	Expander						2019	2020	\$3,441,896	\$124,239,430	423
25	5085	Carver Co	Carver	Lyman Blvd Reconstruction in Chaska and Chanhassen	Expander						2019	2020	\$5,511,600	\$129,751,030	416
26	5084	Carver Co	Carver	Rolling Acres Rd Reconstruction in Victoria	Expander						2019	2020	\$7,000,000	\$136,751,030	410
27	5396	Anoka Co	Anoka	7th Avenue Reconstruction in the City of Anoka	Expander						N	2021	\$2,448,000	\$139,199,030	405
28	5344	Dakota Co	Dakota	280th St Reconstruction in Multiple Townships	Connector						N	2020	\$4,200,000	\$143,399,030	401
29	5194	Dakota Co	Dakota	Foliage Ave Reconstruction in Greenvale Township	Connector						2019	2020	\$5,488,000	\$148,887,030	381
30	5339	St. Paul	St	University Ave Reconstruction in St. Paul	Reliever						2019	2020	\$3,680,000	\$152,567,030	379
31	5086	Carver Co	Carver	County Road 24 Reconstruction in Watertown	Connector						2019	2020	\$2,103,160	\$154,670,190	347
32	5352	Anoka Co	Anoka	West Freeway Dr Realignment in Columbus	Reliever						2018	2020	\$3,367,500	\$158,037,690	300
33	5087	Carver Co	Carver	County Road 30 Reconstruction in Waconia Township	Connector						2019	2020	\$3,641,200	\$161,678,890	297
33	5384	Anoka Co	Anoka	Crosstown Blvd Reconstruction in Andover	Expander						2019	2020	\$3,838,400	\$165,517,290	297

Roadway System Management

Rank	ID	Applicant	County	Project Name	Func Class	Base	Expansion-Heavy	Modernization-Heavy	Transit / Bike / Ped-Heavy	Highway-Heavy	Early?	Year	Federal Requested	Federal Cumulative	Total Scores
1	5218	Hennepin County	Hennepin	ITS Upgrades on 4 Corridors							2018	2020	\$ 1,760,000	\$1,760,000	839
2	5064	MnDOT	Hennepin	Signal Retiming in Eden Prairie							N	2020	\$ 1,440,000	\$3,200,000	794
3	5200	St. Paul	Ramsey	Snelling and Lexington Avenue ITS technologies in St. Paul							N	2021	\$ 2,001,320	\$5,201,320	598
4	5397	Washington County	Wash	Highway 96 Traffic Signal Timing and Intersection Upgrades							2018	2020	\$ 654,880	\$5,856,200	424

Bridges

Rank	ID	Applicant	County	Project Name	Func Class	Base	Expansion-Heavy	Modernization-Heavy	Transit / Bike / Ped-Heavy	Highway-Heavy	Early?	Year	Federal Requested	Federal Cumulative	Total Scores
1	4849	Hennepin County	Hennepin	West Broadway Ave Bridge in Robbinsdale and Minneapolis							N	2021	\$7,000,000	\$7,000,000	943
2	5300	St. Paul	Ramsey	Kellogg Blvd Bridge in St. Paul							N	2021	\$7,000,000	\$14,000,000	754
3	4868	Hennepin County	Hennepin	Shoreline Drive Bridge in Orono							N	2020	\$2,000,000	\$16,000,000	667
4	4884	Ramsey County	Ramsey	County Road C Bridge in Roseville							N	2020	\$4,471,200	\$20,471,200	643
5	4867	Hennepin County	Hennepin	Shadywood Rd Bridge in Orono and Tonka Bay							N	2021	\$1,520,000	\$21,991,200	592
6	5407	Washington County	Wash	Stonebridge Tr Bridge in Stillwater							N	2020	\$940,240	\$22,931,440	583
7	5276	Minneapolis	Hennepin	Nicollet Ave Bridge in Minneapolis							N	2020	\$7,000,000	\$29,931,440	517
8	5379	St. Paul	Ramsey	Lafayette Rd Bridge in St. Paul							2019	2020	\$5,064,000	\$34,995,440	508

DRAFT FUNDING SCENARIO: ROADWAY EXPANSION AND RECONSTRUCTION/MODERNIZATION SORTED BY FUNCTIONAL CLASSIFICATION

ROADWAY EXPANSION

 Additional Projects with 0% Inflation Option only

Roadway Expansion: Non-Freeway Principal Arterials

Rank	ID	Applicant	Project Name	Funct Class	Base	Expansion-Heavy	Modernizati on-Heavy	Transit / Bike / Ped-Heavy	Highway-Heavy	Early?	Year	Federal Requested	Total Scores
1	5072	Brooklyn Center	Highway 252/66th Ave Interchange in Brooklyn Center	NFPA						N	2021	\$7,000,000	848
2	5229	Scott County	Highway 169 and County Road 14 Hybrid Interchange in Louisville Township	NFPA						2019	2020	\$4,702,433	539
5	5212	Washington Co	Highway 36/Manning Ave Interchange in Multiple Twsp	NFPA						N	2021	\$7,000,000	488
7	5149	Brooklyn Park	Highway 169/101st Ave Interchange	NFPA	2022					N	2020	\$7,000,000	476
21	5375	St. Paul	Troutbrook Rd New Extension in St. Paul	NFPA						2019	2020	\$3,754,855	251

Roadway Expansion: Expanders

Rank	ID	Applicant	Project Name	Funct Class	Base	Expansion-Heavy	Modernizati on-Heavy	Transit / Bike / Ped-Heavy	Highway-Heavy	Early?	Year	Federal Requested	Total Scores
3	5374	Dayton	Brockton Lane Interchange in Dayton	Expander						N	2020	\$7,000,000	525
9	4883	Maple Grove	I-94/County Road 610 Interchange in Maple Grove	Expander						2019	2020	\$7,000,000	455
12	5083	Carver County	Highway 41 Expansion in Chaska and Chanhassen	Expander						N	2020	\$7,000,000	412
13	5372	Chanhassen	Highway 101 Expansion in Chanhassen	Expander						2019	2020	\$7,000,000	403
15	5224	Washington Co	Woodbury Dr Expansion in Woodbury	Expander						N	2021	\$3,997,456	390
16	5228	Scott County	Texas Ave Expansion in Savage	Expander						2019	2020	\$7,000,000	352
18	5178	Dakota County	Dodd Blvd and Kenwood Tr Roundabout in Lakeville	Expander						2019	2020	\$2,495,000	342
19	5082	Carver County	Engler Blvd Expansion in Chaska and Laketown Twsp	Expander						2019	2021	\$7,000,000	294

Roadway Expansion: Relievers

Rank	ID	Applicant	Project Name	Funct Class	Base	Expansion-Heavy	Modernizati on-Heavy	Transit / Bike / Ped-Heavy	Highway-Heavy	Early?	Year	Federal Requested	Total Scores
6	4932	Richfield	77th St Underpass of Highway 77 in Richfield	Reliever			2022	2022		2018	2020	\$7,000,000	484
10	5251	Anoka County	Interstate 35/Highway 97 Interchange Expansion in Columbus	Reliever		2022				N	2020	\$7,000,000	430
14	5166	Dakota County	70th St Expansion in Inver Grove Heights	Reliever						N	2021	\$7,000,000	397
17	5081	Anoka County	Bunker Lake Blvd Expansion in Ham Lake	Reliever						2019	2020	\$3,360,000	348
20	5253	Anoka County	Bunker Lake Blvd Expansion in Ramsey	Reliever						2019	2021	\$3,918,160	253

Roadway Expansion: Augmentors

Rank	ID	Applicant	Project Name	Funct Class	Base	Expansion-Heavy	Modernizati on-Heavy	Transit / Bike / Ped-Heavy	Highway-Heavy	Early?	Year	Federal Requested	Total Scores
4	5191	Roseville	Snelling Ave Expansion in Roseville	Augmentor						N	2021	\$2,718,292	503
8	5216	St. Paul	Pierce Butler Rt New Extension in St Paul	Augmentor					2022	N	2021	\$7,000,000	471
11	5404	St. Paul	Vandalia St and Eliis Rd Expansion in St. Paul	Augmentor						N	2021	\$4,470,000	414

ROADWAY RECONSTRUCTION/MODERNIZATION

Roadway Reconstruction/Modernization: Non-Freeway Principal Arterials

Rank	ID	Applicant	Project Name	Funct Class	Base	Expansion-Heavy	Modernizati on-Heavy	Transit / Bike / Ped-Heavy	Highway-Heavy	Early?	Year	Federal Requested	Total Scores
1	5237	Anoka (City)	Fairoak Ave Underpass of Highway 10 in City of Anoka	NFPA						N	2021	\$7,000,000	731
14	5398	Anoka Co	Main Street Reconstruction in Blaine	NFPA						2019	2020	\$1,503,200	507

Roadway Reconstruction/Modernization: Expanders

Rank	ID	Applicant	Project Name	Funct Class	Base	Expansion-Heavy	Modernizati on-Heavy	Transit / Bike / Ped-Heavy	Highway-Heavy	Early?	Year	Federal Requested	Total Scores
5	5246	Anoka Co	Foley Blvd Overpass of the BNSF RR in Coon Rapids	Expander						2019	2020	\$7,000,000	583
6	5230	Scott Co	Cantebury Rd Reconstruction in Shakopee	Expander						2019	2021	\$5,546,000	580
7	5203	Scott County	Highway 13/County Road 21 Intersection in Prior Lake	Expander						2019	2020	\$4,929,040	568
10	5179	Dakota Co	202nd St Reconstruction in Lakeville	Expander						2019	2020	\$3,200,000	534
11	5402	Anoka Co	Hanson Blvd Reconstruction in Coon Rapids	Expander						2019	2020	\$2,321,700	530
19	5308	Dakota Co	Pillot Knob Rb and Cliff Rd Intersection in Eagan	Expander						2019	2020	\$3,134,000	471
23	5403	Anoka Co	Ramsey Blvd Underpass of the BNSF RR in the City of Ramsey	Expander						2019	2021	\$7,000,000	445
24	5289	Inver Grove Heights	117th Street Reconstruction in Inver Grove Heights	Expander						2019	2020	\$3,441,896	423
25	5085	Carver Co	Lyman Blvd Reconstruction in Chaska and Chanhassen	Expander						2019	2020	\$5,511,600	416
26	5084	Carver Co	Rolling Acres Rd Reconstruction in Victoria	Expander						2019	2020	\$7,000,000	410
27	5396	Anoka Co	7th Avenue Reconstruction in the City of Anoka	Expander						N	2021	\$2,448,000	405
34	5384	Anoka Co	Crosstown Blvd Reconstruction in Andover	Expander						2019	2020	\$3,838,400	297

Roadway Reconstruction/Modernization: Relievers

Rank	ID	Applicant	Project Name	Funct Class	Base	Expansion-Heavy	Modernizati on-Heavy	Transit / Bike / Ped-Heavy	Highway-Heavy	Early?	Year	Federal Requested	Total Scores
4	5073	Brooklyn Center	Brooklyn Blvd Reconstruction in Brooklyn Center	Reliever						N	2021	\$6,616,000	612
8	5162	St. Paul	Tedesco Rd Reconstruction in St. Paul	Reliever						2019	2020	\$2,029,600	543
9	5264	Ramsey Co	I-694/Rice St Interchange Reconstruct-Multiple Cities	Reliever						N	2020	\$7,000,000	535
12	5392	Minnetonka	I-394/Plymouth Rd Ramp Intersection In Minnetonka	Reliever						2018	2020	\$4,504,000	525
15	5222	Washington County	75th St Reconstruction in Multiple Townships	Reliever						N	2020	\$4,811,200	479
18	5139	Hennepin Co	Penn Ave Reconstruction in Richfield	Reliever						N	2020	\$7,000,000	471
20	5242	Ramsey Co	Cleveland Ave Reconstruction in Falcon Heights and St. Paul	Reliever						N	2020	\$1,561,070	469
21	4972	Richfield	Lyndale Ave Reconstruction in Richfield	Reliever						N	2020	\$7,000,000	456
22	4964	South St. Paul	Concord St Reconstruction in South St. Paul	Reliever						N	2020	\$7,000,000	452
30	5339	St. Paul	University Ave Reconstruction in St. Paul	Reliever						2019	2020	\$3,680,000	379
32	5352	Anoka Co	West Freeway Dr Realignment in Columbus	Reliever						2018	2020	\$3,367,500	300

Roadway Reconstruction/Modernization: Connectors


Rank	ID	Applicant	Project Name	Funct Class	Base	Expansion-Heavy	Modernizati on-Heavy	Transit / Bike / Ped-Heavy	Highway-Heavy	Early?	Year	Federal Requested	Total Scores
28	5344	Dakota Co	280th St Reconstruction in Multiple Townships	Connector						N	2020	\$4,200,000	401
29	5194	Dakota Co	Foliage Ave Reconstruction in Greenvale Township	Connector						2019	2020	\$5,488,000	381
31	5086	Carver Co	County Road 24 Reconstruction in Watertown	Connector						2019	2020	\$2,103,160	347
33	5087	Carver Co	County Road 30 Reconstruction in Waconia Township	Connector						2019	2020	\$3,641,200	297

Roadway Reconstruction/Modernization: Augmentors

Rank	ID	Applicant	Project Name	Funct Class	Base	Expansion-Heavy	Modernizati on-Heavy	Transit / Bike / Ped-Heavy	Highway-Heavy	Early?	Year	Federal Requested	Total Scores
2	5262	Minneapolis	Hennepin Ave Reconstruction in Minneapolis	Augmentor						N	2020	\$7,000,000	719
3	5141	Hennepin Co	Webber Pkwy Reconstruction in Minneapolis	Augmentor						N	2020	\$7,000,000	632
13	5298	Minneapolis	37th Avenue Reconstruction in Columbia Heights and Minnapolis	Augmentor						N	2020	\$6,948,644	512
16	5263	Ramsey Co	Lexington Ave Reconstruction in Arden Hills and Shoreview	Augmentor						N	2020	\$3,693,080	477
17	5014	Hennepin Co.	Golden Valley Road Reconstruction in Golden Valley	Augmentor						N	2020	\$7,000,000	476

DRAFT FUNDING SCENARIO

TRANSIT AND TRAVEL DEMAND MANAGEMENT PROJECTS

 Additional Projects with 0% Inflation Option only

Transit Expansion

Rank	ID	Applicant	County	Project Name	Base	Expansion-Heavy	Modernization-Heavy	Transit / Bike / Ped-Heavy	Highway-Heavy	Early?	Year	Federal Requested	Federal Cumulative	Total Scores
1	5390	Metro Transit	Hennepin	Hennepin Ave Bus and Technology Improvements in Minneapolis						N	2020	\$7,000,000	\$7,000,000	843
2	5391	Metro Transit	Hennepin Ramsey	Lake St/Marshall Ave Bus and Technology Improvements in Minneapolis and St. Paul							2019 2020	\$7,000,000	\$14,000,000	756
3	5190	Metro Transit	Ramsey	Route 63 Service Improvement in St. Paul						N	2020	\$6,122,444	\$20,122,444	568
4	5324	SouthWest Transit	Hennepin	SouthWest Transit Fixed Route Service to Mall of America					2022		2018 2020	\$5,603,505	\$25,725,949	513
5	4847	Eden Prairie	Hennepin	Town Center LRT Station Construction in Eden Prairie							2018 2020	\$6,141,560	\$31,867,509	501
6	5338	SouthWest Transit	Carver/Hennepin	Expansion of Electric Bus Service in Eden Prairie, Chanhassen, Carver, and Chaska	2022						2018 2020	\$5,280,000	\$37,147,509	438
7	5322	SouthWest Transit	Hennepin	Service Between Plymouth and Eden Prairie		2022					2018 2020	\$6,021,212	\$43,168,721	392
8	5209	MVTA	Dakota	Local Service Expansion in Rosemount							2018 2020	\$1,776,000	\$50,850,988	371
9	5333	Metro Transit	Ramsey/Wash	Route 363 Between St. Paul and Cottage Grove						N	2020	\$5,906,267	\$49,074,988	363
10	5421	Metro Transit	Dakota	35W Service Extension in Lakeville						N	2020	\$6,556,000	\$57,406,988	299

Transit Modernization

Rank	ID	Applicant	County	Project Name	Base	Expansion-Heavy	Modernization-Heavy	Transit / Bike / Ped-Heavy	Highway-Heavy	Early?	Year	Federal Requested	Federal Cumulative	Total Scores
1	4842	Metro Transit	Regionwide	Regional Communication Improvements by Metro Transit							2018 2020	\$200,000	\$200,000	898
2	5323	Metro Transit	Hennepin	Heywood II Bus Garage Construction in Minneapolis							2018 2020	\$7,000,000	\$7,200,000	513
3	5389	Metro Transit	Hennepin	Penn Ave Bus Stop Modernization Between Brooklyn Center and Minneapolis							2018 2020	\$7,000,000	\$14,200,000	504
4	5387	Metro Transit	Hennepin	Chicago Ave Corridor Bus Stop Modernization in Minneapolis							2019 2020	\$7,000,000	\$21,200,000	489
5	5442	Metro Transit	Hennepin	Blue Line Enhancement in Minneapolis							2018 2020	\$7,000,000	\$28,200,000	466
6	5399	Apple Valley	Dakota	Red Line 147th Street Station Skyway in Apple Valley			2022	2022			2018 2020	\$3,300,000	\$31,500,000	460
7	5388	Metro Transit	Hennepin	Emerson and Freemont Ave Bus Stop Modernization in Minneapolis							2019 2020	\$7,000,000	\$38,500,000	444
8	5326	Metro Transit	Hennepin/Ramsey	Green Line Energy Storage Recovery System in Minneapolis and St. Paul							2018 2020	\$3,200,000	\$41,700,000	427
9	4971	MVTA	Scott/Dakota/Hennepin	Route 444 Modernization in Savage, Burnsville, Eagan, Bloomington						N	2020	\$5,600,000	\$47,300,000	423
10	5342	Metro Transit	Hennepin	Hennepin Ave Customer Facility Improvements in Minneapolis							2018 2020	\$3,452,800	\$50,752,800	418
11	5291	Metro Transit	Hennepin/Anoka	Purchase of five electric buses for Routes 10, 59, and 118						N	2020	\$4,000,000	\$54,752,800	408
12	5343	Metro Transit	Ramsey	5th/6th Street Customer Facility Improvements in St. Paul							2018 2020	\$3,009,600	\$57,762,400	367
13	5426	Metro Transit	Hennepin	12th Street Transit-Only Ramp Construction in Minneapolis							2018 2020	\$7,000,000	\$64,762,400	361


TMO/TDM

Rank	ID	Applicant	County	Project Name	Base	Expansion-Heavy	Modernization-Heavy	Transit / Bike / Ped-Heavy	Highway-Heavy	Early?	Year	Federal Requested	Federal Cumulative	Total Scores
0	-	-	-	TMO Setaside for 2021-2022*						-	Both	\$5,800,000	-	-
0	-	-	-	TDM Setaside for 2021-2022*						-	Both	\$1,200,000	-	-
1	5312	St. Paul Smart Trips	Ramsey	St. Paul Smart Trips Colleges as Hubs for TDM Innovation Pilot Program						N/A	2018	\$132,000	\$132,000	761
2	4886	CarFreeLife	Hennepin/Ramsey	Shared Mobility, Community Outreach and Development Program Demonstration in Minneapolis and St. Paul						N/A	2018	\$200,000	\$332,000	715
3	5015	Nice Ride MN	Hennepin	Nice Ride Densification and Infill Initiative in Minneapolis						N/A	2018	\$300,000	\$632,000	666
4	5370	MVTA	Scott/Dakota	Transportation Management Association for Scott and Dakota Counties						N/A	2018	\$241,600	\$873,600	537
5	5430	Scott County	Scott	Multimodal Outreach and Marketing Coordinator for Scott County						N/A	2018	\$119,200	\$992,800	400
6	5310	Cycles for Change	Hennepin/Ramsey	Learn to Ride a Bicycle Program Expansion in Minneapolis and St. Paul						N/A	2018	\$266,195	\$1,258,995	376

*\$5.8 million for base-level travel demand management (TDM) funding for Metro Transit and the Transportation Management Organizations (TMOs); \$1.2 Million for competitive TDM selection in 2020/2021 to be distributed as part of 2018 Regional Solicitation.

DRAFT FUNDING SCENARIO

BICYCLE AND PEDESTRIAN FACILITIES

 Additional Projects with 0% Inflation Option only

Multiuse Trails and Bicycle Facilities

Rank	ID	Applicant	County	Project Name	Base	Expansion-Heavy	Modernization-Heavy	Transit / Bike / Ped-Heavy	Highway-Heavy	Early?	Year	Federal Requested	Federal Cumulative	Total Scores
1	5217	Hennepin County	Hennepin	Creating Critical Bicycle Transportation Link on Portland Avenue (CSAH 35) at the Crosstown Highway (TH 62)						N	2020	\$750,176	\$750,176	934
2	5394	Minneapolis	Hennepin	Queen Avenue Bicycle Boulevard						N	2021	\$1,000,000	\$1,750,176	926
3	5238	St. Paul	Ramsey	Johnson Parkway Trail (Grand Round)						N	2020	\$5,500,000	\$7,250,176	897
4	5202	Bloomington	Hennepin	France Avenue Trail						2019	2020	\$2,803,313	\$10,053,489	879
5	5156	St. Paul	Ramsey	Como Ave Trail - Grand Round						N	2020	\$5,058,000	\$15,111,489	868
6	5419	West St. Paul	Dakota	West St. Paul Oakdale and Marie Trail Extension						2019	2020	\$1,195,360	\$16,306,849	815
7	5079	St. Louis Park	Hennepin	Dakota-Edgewood Trail Bridge Crossing					2022	2019	2020	\$2,918,400	\$19,225,249	809
8	5184	Burnsville	Dakota	Cliff Road Improvement Trail Project						N	2021	\$676,000	\$19,901,249	804
9	5313	Dakota County	Dakota	Dakota County Robert Street Trail Connection						2018	2020	\$656,000	\$20,557,249	796
10	5071	Brooklyn Center	Hennepin	TH 252 Pedestrian Overpass at 70th Avenue North						N	2021	\$1,902,640	\$22,459,889	774
11	5275	MnDNR	Hennepin	Minnesota Valley State Trail-Bloomington Section	2022	2022	2022			2018	2020	\$1,880,000	\$24,339,889	770
	5284	St. Paul	Ramsey	Bruce Vento Bicycle & Pedestrian Bridge Connection						2019	2021	\$5,500,000	\$29,839,889	770
13	5420	West St. Paul	Dakota	West St. Paul Wentworth Avenue Trail Gap						2019	2020	\$984,000	\$30,823,889	769
14	5285	Minneapolis	Hennepin	Prospect Park Trail						2018	2020	\$2,140,800	\$32,964,689	763
15	5231	Scott County	Scott	US 169 Pedestrian/Bicycle Bridge						2018	2021	\$870,080	\$33,834,769	758
16	5260	St. Paul	Ramsey	Fish Hatchery Trail Reconstruction				2022		N	2020	\$1,801,600	\$35,636,369	754
17	5314	Dakota County	Dakota	Dakota County CSAH 42 Trail Gap and Underpass						2018	2020	\$1,256,000	\$36,892,369	733
18	5168	Dakota County	Dakota	Dakota County Minnesota River Greenway Eagan South						2019	2020	\$4,016,000	\$40,908,369	732
19	5018	Lino Lakes	Anoka	Lino Lakes CSAH 14 Trail						N	2020	\$880,000	\$41,788,369	722
20	5432	Mendota Heights	Dakota	Mendota Heights Dodd Road Trail Extension						2018	2020	\$1,487,712	\$43,276,081	712
21	5294	Minneapolis	Hennepin	36th Street Bicycle and Pedestrian Connection						N	2020	\$3,195,926	\$46,472,007	711
22	4933	Dakota County	Dakota	Dakota County River to River Greenway Dodd Road Underpass						2018	2020	\$672,000	\$47,144,007	696
23	5172	Ramsey County	Ramsey	Bruce Vento Regional Trail Extension - Buerkle Road to Highway 96						2019	2020	\$4,100,000	\$51,244,007	686
24	4848	Eden Prairie	Hennepin	Flying Cloud Drive Regional Trail						N	2020	\$2,836,000	\$54,080,007	675
25	5155	Brooklyn Park	Hennepin	Rush Creek Regional Trail Grade Separations at Hennepin CSAH 103						N	2020	\$1,539,551	\$55,619,558	664
26	4874	Three Rivers Park	Hennepin	Lake Minnetonka LRT Regional Trail Bridge over CSAH 19						2018	2020	\$2,926,724	\$58,546,282	655
27	5233	Ramsey (City)	Ramsey	Mississippi Skyway - Multiuse Bridge and Regional Transportation						N	2021	\$3,626,160	\$62,172,442	642
28	5408	Rosemount	Dakota	Rosemount Greenway Downtown Connection						N	2021	\$1,360,000	\$63,532,442	636
29	5145	Edina	Hennepin	Valley View Road Bicycle Lane Extension, W 64th St to W 66th St						2019	2021	\$1,600,000	\$65,132,442	635
	5348	Hennepin County	Hennepin	Hopkins to Chaska LRT Corridor Slope Restoration						2018	2020	\$1,420,800	\$66,553,242	635
31	5089	Carver County	County	Lake Minnetonka LRT Regional Trail - Stieger Lake boat launch to						N	2021	\$477,040	\$67,030,282	620
32	5413	Farmington	Dakota	Farmington North Creek Greenway Gap						N	2021	\$1,043,480	\$68,073,762	604
33	5177	Oakdale	Washington	4th Street Bridge Widening With Paved Trail From Hadley Ave No. and						2018	2020	\$1,091,200	\$69,164,962	595
34	5273	Edina	Hennepin	Replacement of Rosland Park Pedestrian & Bicycle Bridge over TH 62						2019	2020	\$1,993,200	\$71,158,162	549
35	5186	Shakopee	Scott	US 169 Bicycle and Pedestrian Bridge/Quarry Lake Trail						N	2020	\$2,173,628	\$73,331,790	517
36	5088	Carver County	Carver	Lake Waconia Regional Trail						N	2020	\$754,960	\$74,086,750	514
37	5405	Anoka County	Anoka	Rum River Regional Trail Expansion						2019	2020	\$1,063,040	\$75,149,790	459
38	5254	Anoka County	Anoka	TH 47 Pedestrian Crossing and Associated Improvements						2019	2020	\$1,471,680	\$76,621,470	431
39	5269	Washington County	Washington	CSAH 5/Stonebridge Trail Connection to the Brown's Creek State Trail						2019	2020	\$1,426,800	\$78,048,270	426

Pedestrian Facilities

Rank	ID	Applicant	County	Project Name	Base	Expansion-Heavy	Modernization-Heavy	Transit / Bike / Ped-Heavy	Highway-Heavy	Early?	Year	Federal Requested	Federal Cumulative	Total Scores
1	5080	St. Louis Park	Hennepin	Beltline Blvd Pedestrian Improvements in St. Louis Park						N	2020	\$560,000	\$560,000	922
2	5090	St. Paul	Ramsey	Payne-Phalen Sidewalk Gap Infill Construction in St. Paul						2019	2021	\$780,000	\$1,340,000	852
3	5438	Hennepin County	Hennepin	46th Street Pedestrian Improvements in Minneapolis						2018	2020	\$506,480	\$1,846,480	839
4	5436	Hennepin County	Hennepin	Lake St/Excelsior Blvd Pedestrian Improvements in Minneapolis						2018	2020	\$706,160	\$2,552,640	751
5	5331	South St. Paul	Dakota	Wentworth Avenue Sidewalk Improvements in South St. Paul						2019	2020	\$287,200	\$2,839,840	726
6	5412	Dakota County	Dakota	Southview Blvd Sidewalk Improvements in South St. Paul						2018	2020	\$1,000,000	\$3,839,840	699
7	5199	Shorewood	Hennepin	Galpin Lake Road Pedestrian Walkway in Shorewood						N	2020	\$1,000,000	\$4,839,840	542

Safe Routes to School

Rank	ID	Applicant	County	Project Name	Base	Expansion-Heavy	Modernization-Heavy	Transit / Bike / Ped-Heavy	Highway-Heavy	Early?	Year	Federal Requested	Federal Cumulative	Total Scores
1	5429	St. Paul	Ramsey	Expo Area School SRTS Improvements in St. Paul						2018	2020	\$498,400	\$498,400	958
2	5431	St. Paul	Ramsey	Washington Tech SRTS Improvements						2018	2020	\$816,000	\$1,314,400	711
3	5195	Carver County	Carver	US 212 SRTS Crossing in Norwood Young America						N	2020	\$1,225,360	\$2,539,760	700

DRAFT FUNDING SCENARIO

Unique Projects

Applicant	Project Name	Base	Expansion-Heavy	Modernization-Heavy	Transit / Bike / Ped-Heavy	Highway-Heavy	Year	Federal Requested
Met Council	Travel Behavior Inventory						Various	\$2,700,000
U of M	Electric Vehicle Charging Stations						Any	\$250,000
Ramsey Co	Jackson Street Reconstruction						Any	\$7,000,000
MPCA	Technician Training						Any	\$40,000
MPCA	Diesel Retrofit						Any	\$1,166,633

COUNTY DISTRIBUTION (BASE SCENARIO WITH INFLATION)

County	Population	%	Roadway	Transit/TDM	Bike/Ped	Unique	Total	%	Total	%
Anoka	330,844	11.6%	3	0	0	0	3	5.7%	\$16,321,700	8.8%
Carver	91,042	3.2%	0	0	1	0	1	1.9%	\$1,225,360	0.7%
Dakota	398,552	14.0%	2	0.5	5	0	7.5	14.2%	\$11,335,360	6.1%
Hennepin	1,152,425	40.4%	8	7.5	7	0	22.5	42.5%	\$91,697,132	49.2%
Ramsey	508,640	17.8%	5	3.5	5	0	13.5	25.5%	\$43,389,153	23.3%
Scott	129,928	4.6%	3	1.5	0	0	4.5	8.5%	\$15,417,473	8.3%
Washington	238,136	8.4%	1	0	0	0	1	1.9%	\$7,000,000	3.8%
Region-wide			0	1	0	1	2		\$2,900,000	
TOTAL	2,849,567	100.0%	22	14	18	1	55		\$189,286,178	

Locations of 2016 Regional Solicitation Projects: Base Funding Scenario

DRAFT



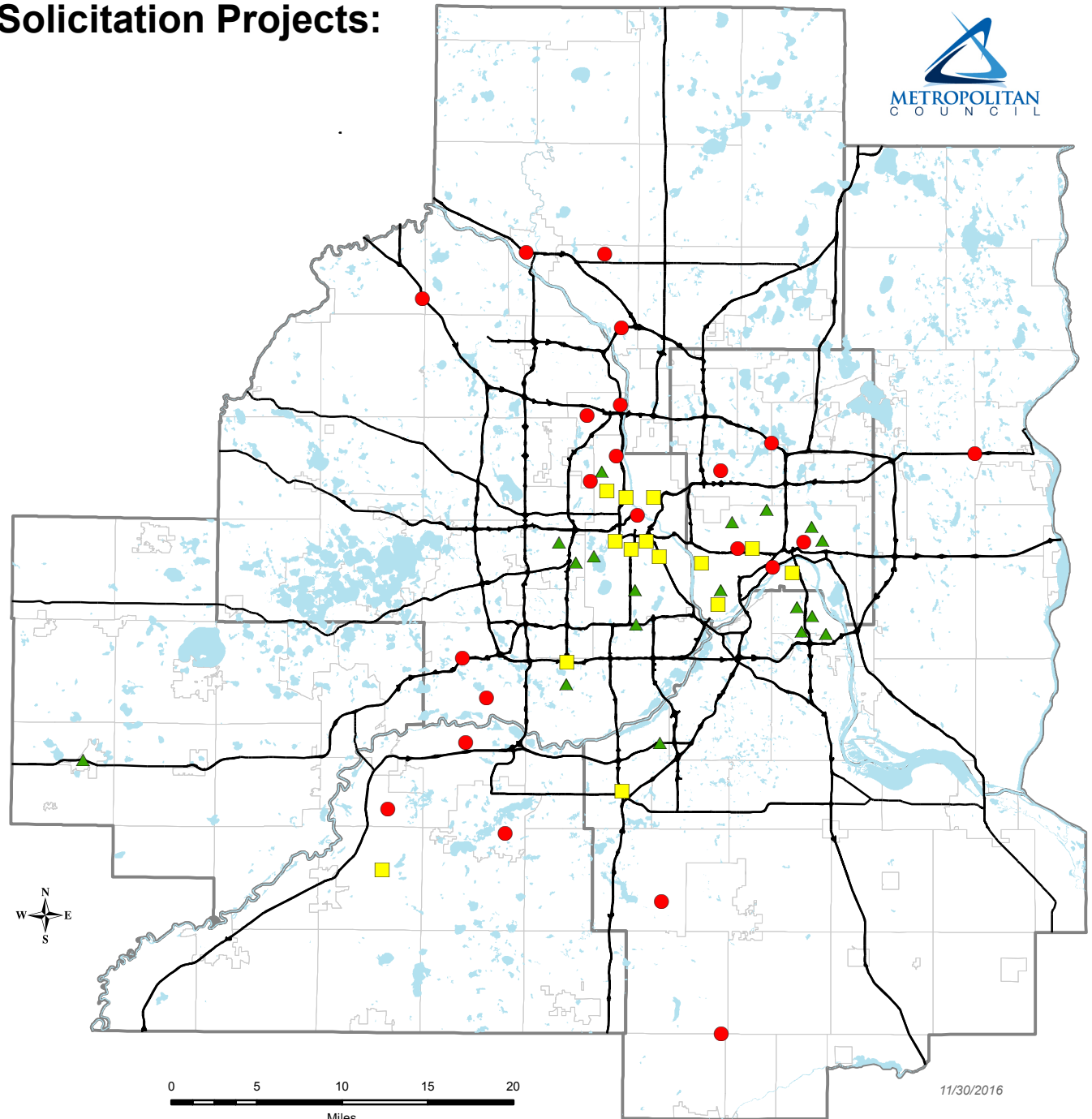
Modal Funding Category

- Roadways (22)
- Transit/TDM (14)
- ▲ Bike/Ped (18)

Total Projects: 54

Reference Items

- Principal Arterial
- Lakes and Rivers
- County Boundary
- City Boundary



COUNTY DISTRIBUTION (EXPANSION-HEAVY SCENARIO WITH INFLATION)

County	Population	%	Roadway	Transit/TDM	Bike/Ped	Unique	Total	%	Total	%
Anoka	330844	11.6%	2	0	0	0	2	3.8%	\$14,000,000	7.4%
Carver	91042	3.2%	0	0	1	0	1	1.9%	\$1,225,360	0.6%
Dakota	398552	14.0%	1	0.5	4	0	5.5	10.6%	\$7,135,360	3.8%
Hennepin	1152425	40.4%	10	7.5	8	0	25.5	49.0%	\$106,741,332	56.5%
Ramsey	508640	17.8%	3	3.5	5	0	11.5	22.1%	\$39,358,233	20.8%
Scott	129928	4.6%	2	1.5	0	0	3.5	6.7%	\$10,488,433	5.6%
Washington	238136	8.4%	1	0	0	0	1	1.9%	\$7,000,000	3.7%
Region-wide			0	1	0	1	2	3.8%	\$2,900,000	1.5%
TOTAL	2849567	100.0%	19	14	18	1	52	100.0%	\$188,848,718	100.0%

Locations of 2016 Regional Solicitation Projects: Expansion-Heavy Funding Scenario

DRAFT



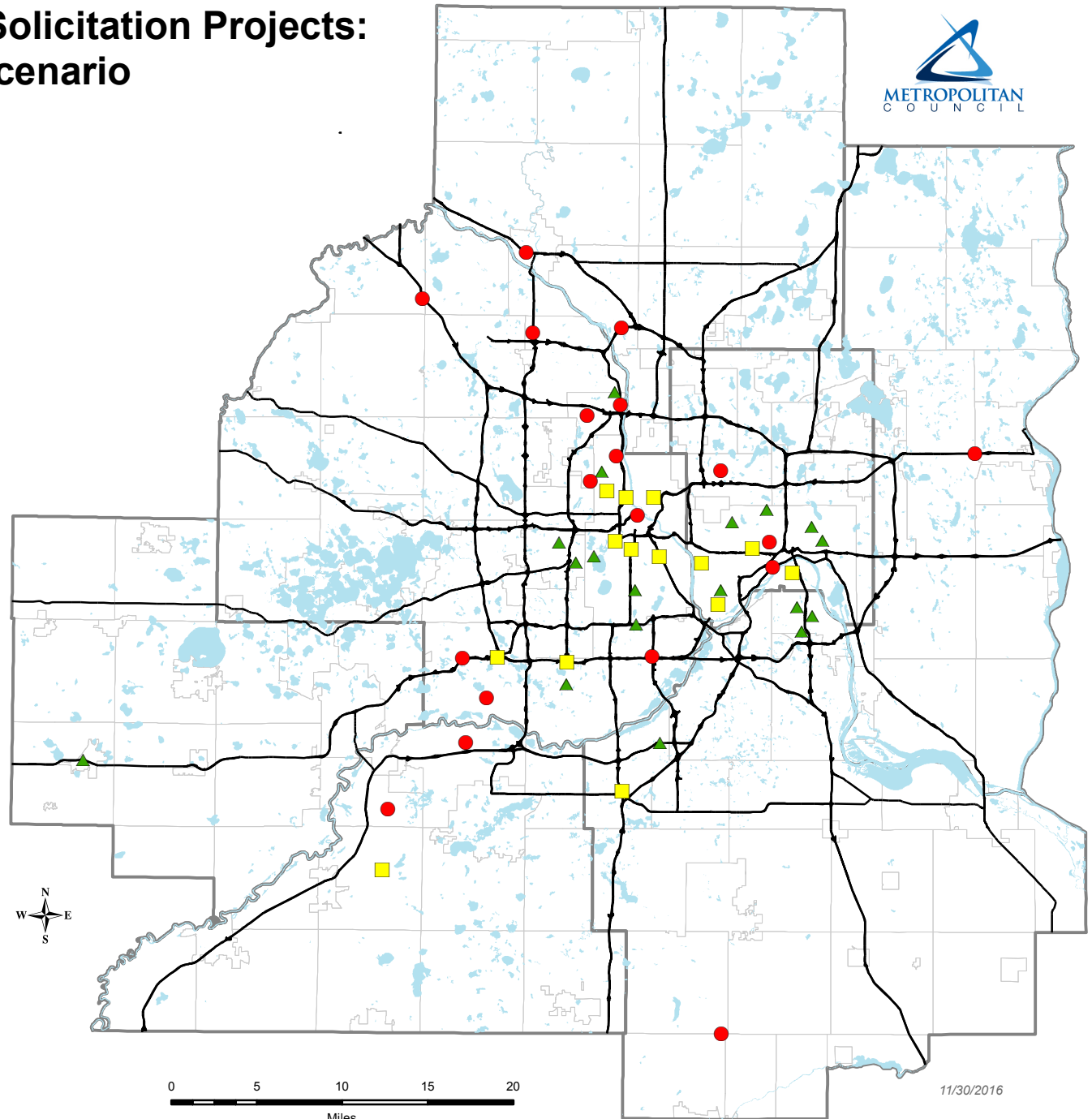
Modal Funding Category

- Roadways (19)
- Transit/TDM(14)
- ▲ Bike/Ped (18)

Total Projects: 51

Reference Items

- Principal Arterial
- Lakes and Rivers
- County Boundary
- City Boundary



COUNTY DISTRIBUTION (MODERNIZATION-HEAVY SCENARIO WITH INFLATION)

County	Population	%	Roadway	Transit/TDM	Bike/Ped	Unique	Total	%	Total	%
Anoka	330,844	11.6%	3	0	0	0	3	5.8%	\$16,321,700	8.8%
Carver	91,042	3.2%	0	0	1	0	1	1.9%	\$1,225,360	0.7%
Dakota	398,552	14.0%	2	0.5	5	0	7.5	14.4%	\$11,335,360	6.1%
Hennepin	1,152,425	40.4%	8	7.5	7	0	22.5	43.3%	\$93,093,627	50.1%
Ramsey	508,640	17.8%	4	3.5	5	0	12.5	24.0%	\$41,387,833	22.3%
Scott	129,928	4.6%	3	1.5	0	0	4.5	8.7%	\$15,417,473	8.3%
Washington	238,136	8.4%	1	0	0	0	1	1.9%	\$7,000,000	3.8%
Region-wide			0	1	0	1	2		\$2,900,000	
TOTAL	2,849,567	100.0%	21	14	18	1	54		\$188,681,353	

Locations of 2016 Regional Solicitation Projects: Modernization-Heavy Funding Scenario

DRAFT



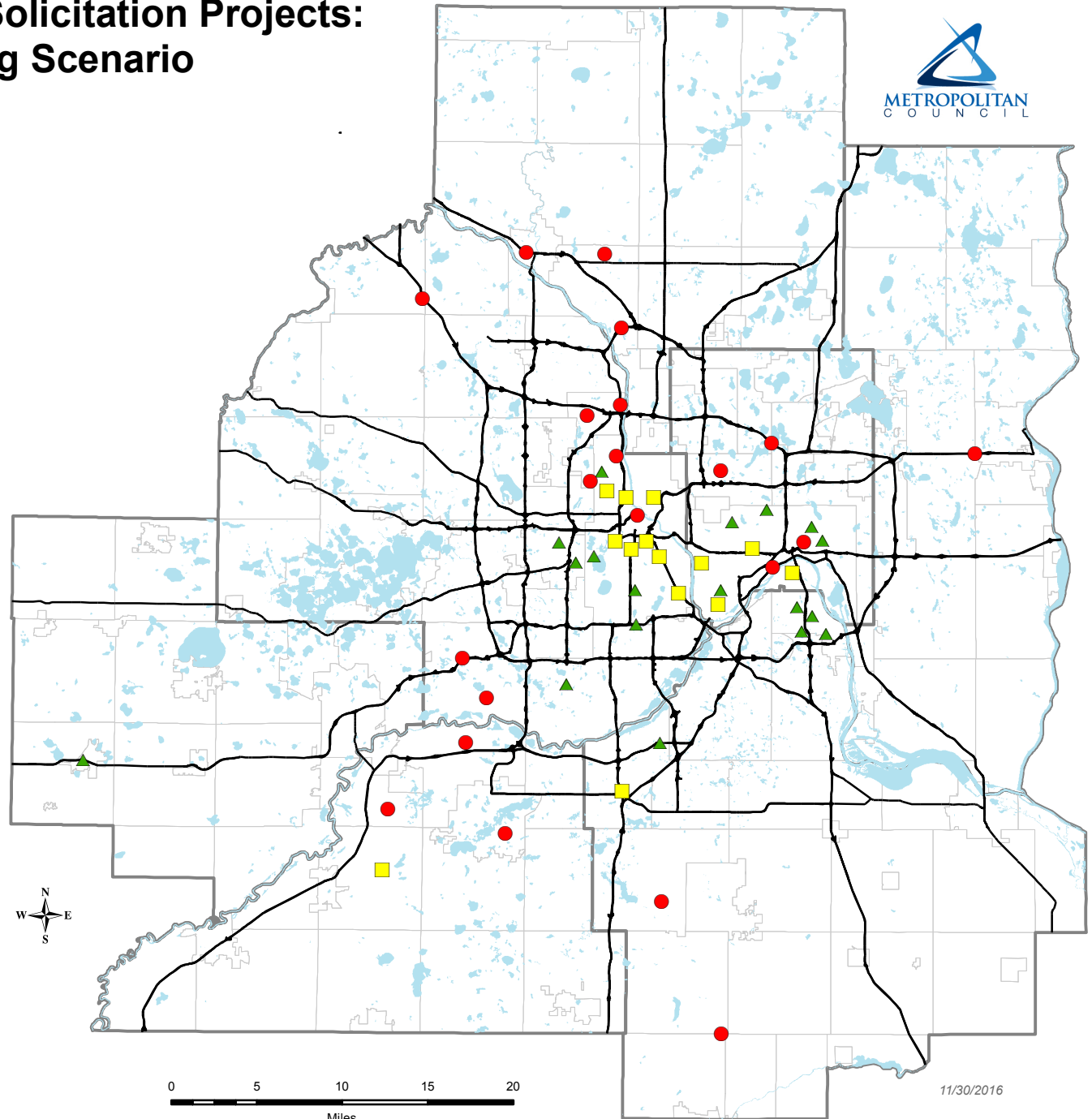
Modal Funding Category

- Roadways (21)
- Transit/TDM (14)
- ▲ Bike/Ped (18)

Total Projects: 53

Reference Items

- Principal Arterial
- Lakes and Rivers
- County Boundary
- City Boundary



COUNTY DISTRIBUTION (TRANSIT/BIKE/PED-HEAVY SCENARIO WITH INFLATION)

County	Population	%	Roadway	Transit/TDM	Bike/Ped	Unique	Total	%	Total	%
Anoka	330,844	11.6%	2	0	0	0	2	3.8%	\$14,000,000	7.6%
Carver	91,042	3.2%	0	0	1	0	1	1.9%	\$1,225,360	0.7%
Dakota	398,552	14.0%	1	0.5	5	0	6.5	12.3%	\$8,135,360	4.4%
Hennepin	1,152,425	40.4%	8	8.5	10	0	26.5	50.0%	\$102,621,332	56.0%
Ramsey	508,640	17.8%	3	3.5	6	0	12.5	23.6%	\$39,859,553	21.7%
Scott	129,928	4.6%	2	1.5	0	0	3.5	6.6%	\$10,488,433	5.7%
Washington	238,136	8.4%	1	0	0	0	1	1.9%	\$7,000,000	3.8%
Region-wide			0	1	0	1	2		\$2,900,000	
TOTAL	2,849,567	100.0%	17	15	22	1	55		\$186,230,038	

Locations of 2016 Regional Solicitation Projects: Transit/Bike/Ped-Heavy Funding Scenario

DRAFT



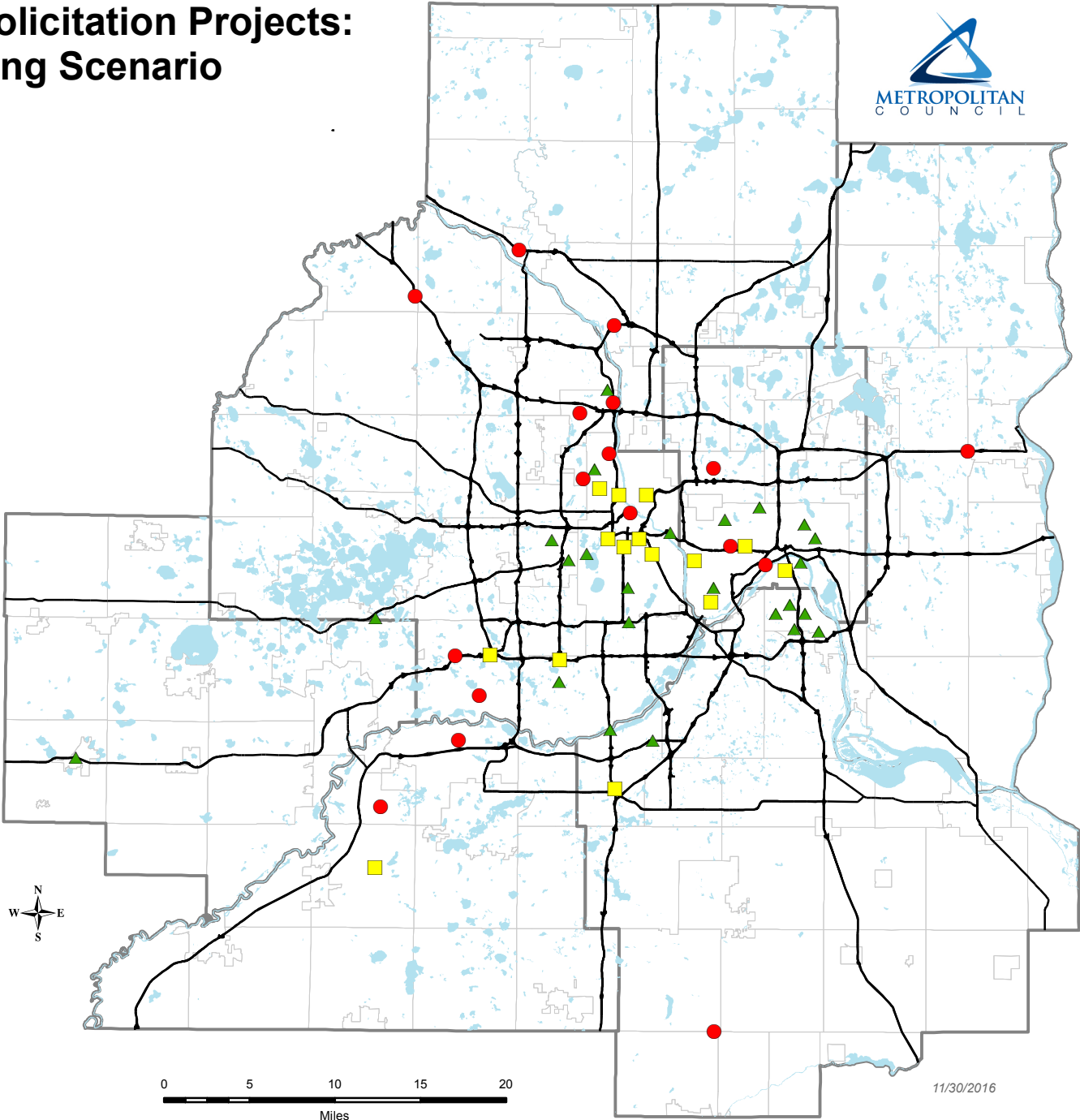
Modal Funding Category

- Roadways (17)
- Transit/TDM (15)
- ▲ Bike/Ped (24)

Total Projects: 56

Reference Items

- Principal Arterial
- Lakes and Rivers
- County Boundary
- City Boundary



Page 15
**Project list includes inflation levels recommended by TAC F&P and does not include 2022 projects.

COUNTY DISTRIBUTION (HIGHWAY-HEAVY SCENARIO WITH INFLATION)

County	Population	%	Roadway	Transit/TDM	Bike/Ped	Unique	Total	%	Total	%
Anoka	330,844	11.6%	3	0	0	0	3	6.3%	\$16,321,700	9.8%
Carver	91,042	3.2%	0	0	0	0	0	0.0%	\$0	0.0%
Dakota	398,552	14.0%	2	0	1	0	3	6.3%	\$8,595,360	5.2%
Hennepin	1,152,425	40.4%	10	6.5	6	0	22.5	46.9%	\$87,679,227	52.7%
Ramsey	508,640	17.8%	5	3.5	5	0	13.5	28.1%	\$30,736,753	18.5%
Scott	129,928	4.6%	3	1	0	0	4	8.3%	\$15,296,673	9.2%
Washington	238,136	8.4%	2	0	0	0	2	4.2%	\$7,654,880	4.6%
Region-wide			0	1	0	1	2		\$2,900,000	
TOTAL	2,849,567	100.0%	25	12	12	1	50		\$169,184,593	

Locations of 2016 Regional Solicitation Projects: Highway-Heavy Funding Scenario

DRAFT



Modal Funding Category

- Roadways (26)
- Transit/TDM (12)
- ▲ Bike/Ped (12)

Total Projects: 50

Reference Items

- Principal Arterial
- Lakes and Rivers
- County Boundary
- City Boundary

