

# 20-Year State Highway Investment Plan

---



MINNESOTA GO

## Met Council Technical Advisory Committee

April 5, 2023

# What is MnSHIP?



Directs capital funding on the 11,703 miles of state highways



Budgets for estimated funding over 20 years



Identifies investments by categories but is not project specific



Part of the Minnesota GO Family of Plans





**How much revenue  
is estimated?**

**\$30-33 Billion**  
(2023-2042)



# 1<sup>st</sup> Public Engagement Period

- Ran from mid-July through early October
- Provided an overview on the available funding for the state highway system and context for investment trade-off discussion
- Two main questions
  - What would be your approach to investing in state highways?
    - Preferred approach – Short survey
    - Set a budget – Online highway budget tool
  - What types of improvements are most important?



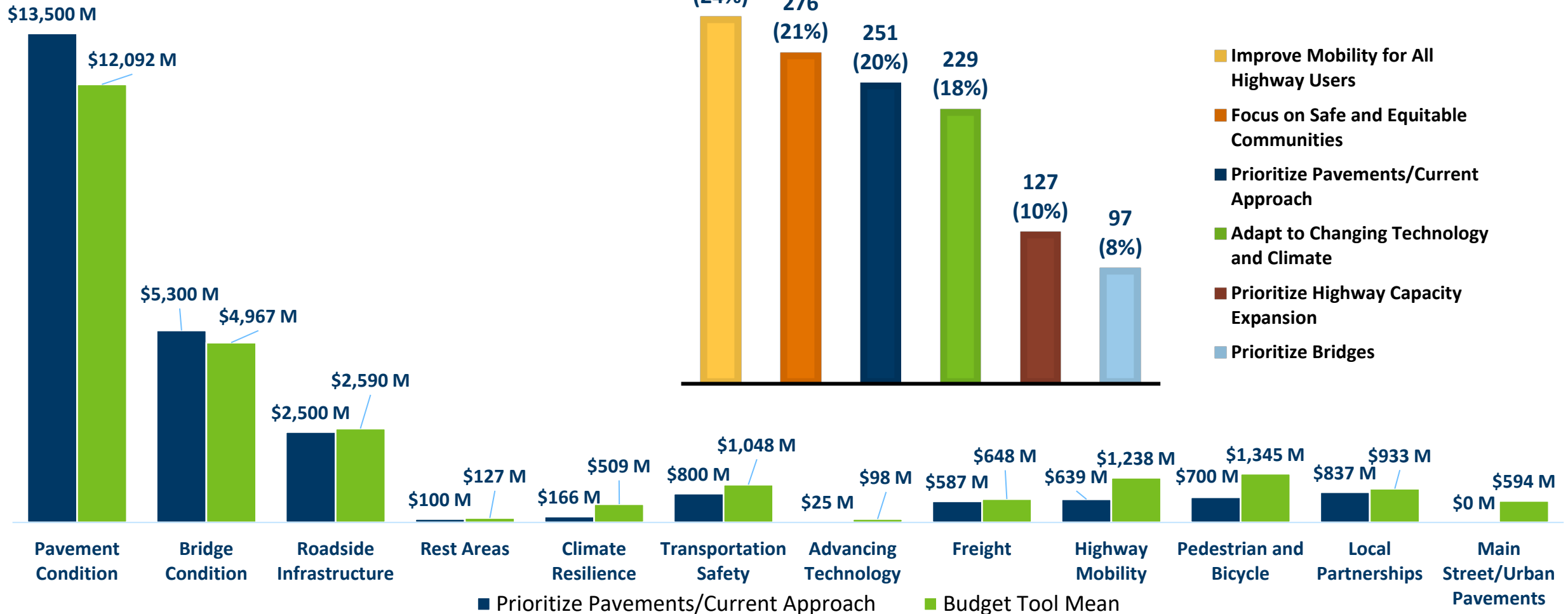
# Public and Stakeholder Engagement

## OVER 2,600 TOTAL RESPONSES!!!

- **Online engagement(1,110 responses)**
  - Highway budget tool ([www.minnesotago.org/investment/](http://www.minnesotago.org/investment/))
  - Spread the word through presentations/briefings, community-based media ad buys and social media posts/boosts
- **Stakeholder engagement (353 responses)**
  - Email updates and presentations/briefings with MPOs, RDOs, ATPs, AMC, MPCA, and others
  - Collected responses through Menti survey during presentations
- **Community engagement (985 responses)**
  - Attended 17 community events (targeting culturally diverse events) and materials at 2 additional county fairs
  - Partnering with 4 community-based organizations in boosting responses and participation
- **Internal engagement (177 responses)**
  - Distributed short survey to internal MnDOT staff to gather feedback and priorities to compare against public and external stakeholder engagement

# Engagement Results

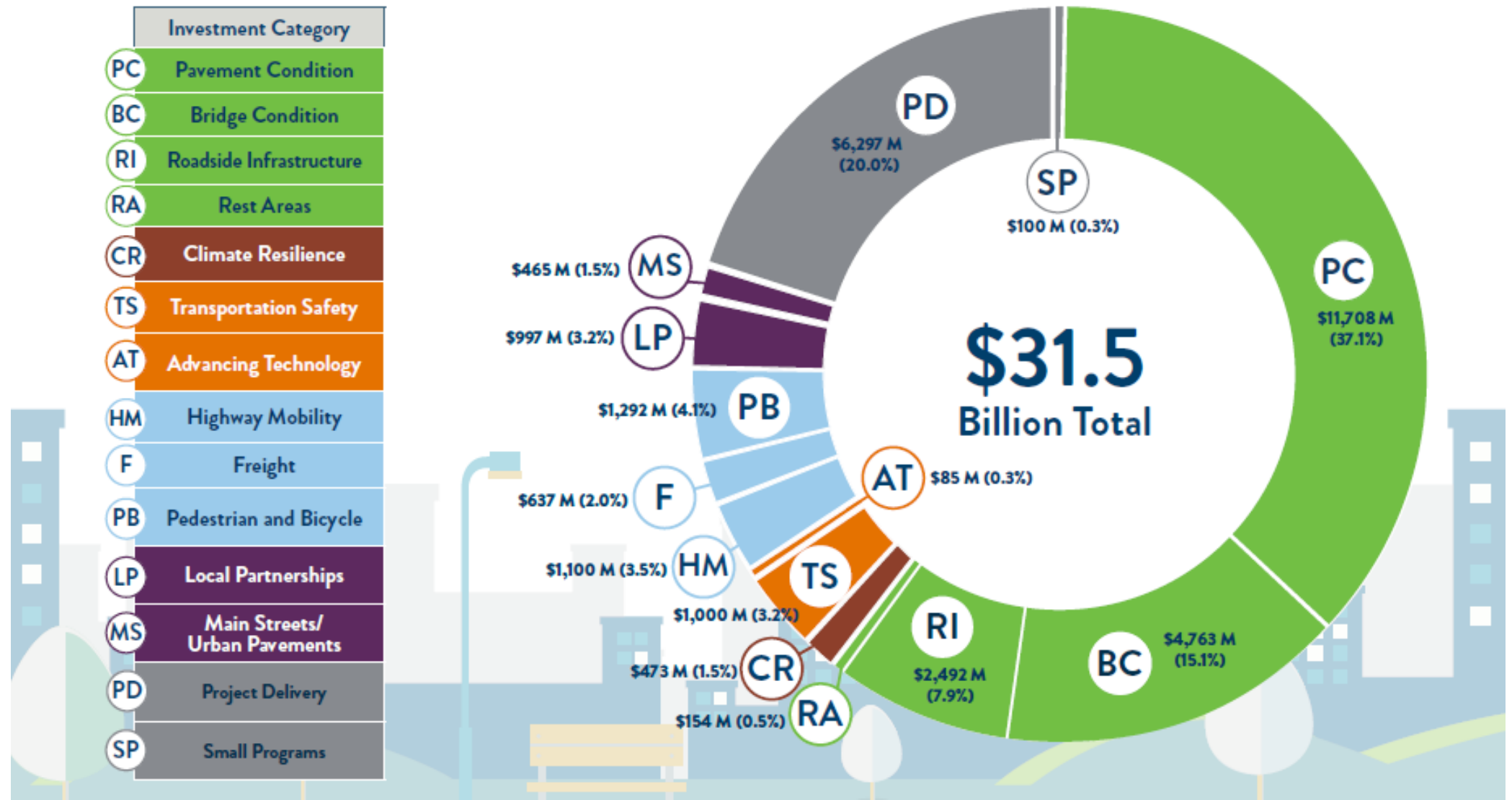
## ONLINE TOOL RESPONSES (1,110)



# Investment Direction Development

- Based on the average of all responses
  - In-person and stakeholder survey
  - Online budget tool
- Analyzed engagement results by demographic groups (gender identity, race/ethnicity) and geographic location
- Internal MnDOT review and approval

# Draft 20-Year Investment Direction - \$31.5 billion





# Draft Investment Direction Themes

- Invest to maintain the existing system
- Improve mobility, accessibility, and safety for all
- Begin to adapt to a changing future
- Focus on communities and livability

# Invest to Maintain Existing System

## ~60% of investment towards maintaining the existing system

- Bridge Condition investment increased to manage bridge needs and risks
  - Meeting targets for bridges on National Highway System and nearly meeting targets on non-NHS
- Pavement and other roadside infrastructure outcomes in line with 2017 plan outcomes



# Improve Mobility, Accessibility, and Safety for All




- Increased funding in ADA compliance by 2037
  - Sidewalks, curb ramps, signals
  - (NEW) Pedestrian bridges, multi-use trails, rest areas
- Address pedestrian and bicyclist network gaps and safety improvements (*new non-motorized safety program*)
- Focus on traffic management, localized mobility/safety, and adding E-Z Pass lanes
- Continue investing in freight mobility, safety, first/last mile improvements
- Invest in bus-only shoulders/ramps and improvements around transit stops on state highways

# Begin to Adapt to a Changing Future

- Restart flood mitigation program to address 10-12 locations
- Invest in proactive projects to prevent flooding, erosion, and highway weather-related disruptions
- Add or improve green infrastructure along 150-200 miles of state highways like shade trees, rain gardens, native planting and/or natural stormwater filtration systems
- Continue to invest in expanding the fiber network, new traffic cameras, dynamic message signs, and signal connectivity
- Pilot programs to invest in roadway improvements to integrate with changing vehicle technology



# Focus on Communities and Livability



- Create program to make up to 100 livability improvements such as:
  - Reuse of under bridge areas for community spaces
  - Better lighting and aesthetics
  - 1-3 smaller cap/stitches to improve connections between communities divided by state highways



- Invest in local priorities and local-led projects on state highways through the Local Partnership Program
- Support economic development opportunities through continued funding of the Transportation Economic Development Program
- Provide funding for urban reconstruction projects to provide more opportunities to address local priorities and concerns



- Set aside \$230 million to leverage funding grants and solicitations outside of MnSHIP funding such as federal RAISE grant program

**Give us your feedback!**

**Go to:**

**[www.minnesotago.org/investment/](http://www.minnesotago.org/investment/)**

# Feedback on the draft investment direction

## Draft investment direction

Explore the pie chart below to see how we plan to spend our anticipated \$31.5 billion budget on the state highway system over the next 20 years. [Learn more about each investment category.](#)

### System Stewardship

- Pavement Condition
- Bridge Condition
- Roadside Infrastructure
- Rest Areas

### Climate Action

- Climate Resilience

### Transportation Safety

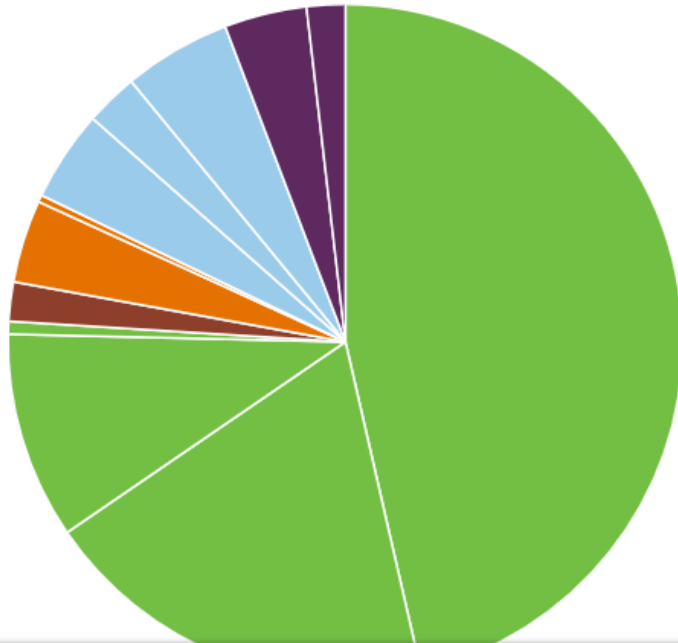
- Transportation Safety
- Advancing Technology

### Critical Connections

- Highway Mobility
- Freight
- Pedestrian and Bicycle

### Healthy Equitable Communities

- Local Partnerships
- Main Street/Urban Pavements



## SHARE YOUR INPUT:

## Tell us what you think about the draft investment direction

### How do you feel about the draft investment direction?

- I love it
- I like it
- I am lukewarm to it
- I don't like it
- I hate it

### Why do you feel this way? What would you adjust?


### Anything else you want us to know?

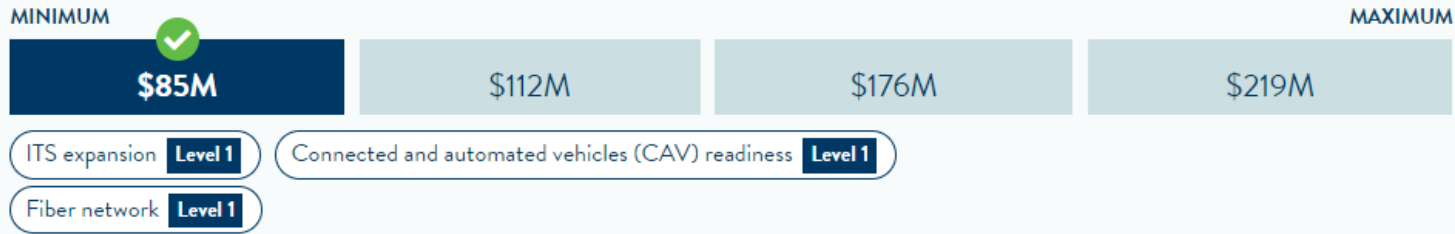
Submit

# Tell us your priorities for additional revenue

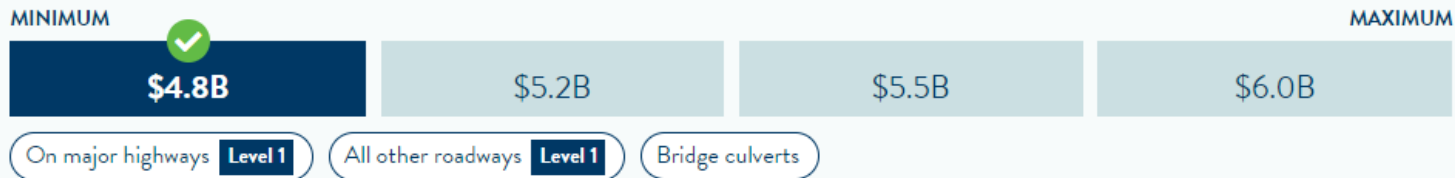
## Increased Revenue Scenario Budget Tool

Pick and choose spending levels for different categories below. You can spend up to \$5.5-6.5 billion. This total is MnDOT's increased revenue scenario.

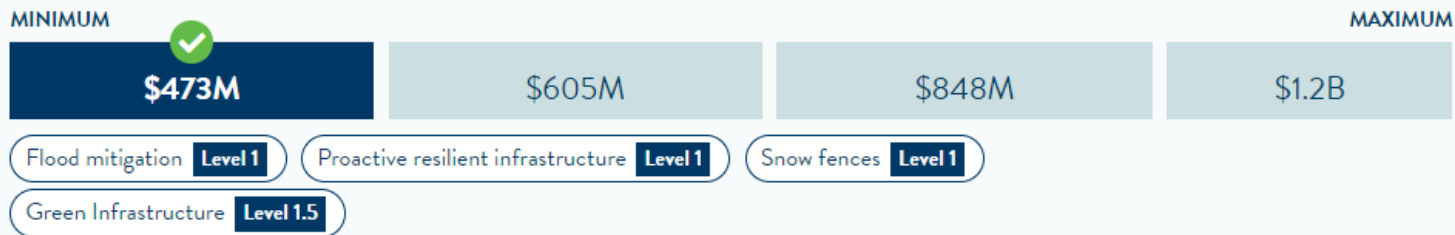
  
**Advancing Technology**  
[Learn more](#)



  
**Bridge Condition**  
[Learn more](#)



  
**Climate Resilience**  
[Learn more](#)



AVAILABLE BUDGET  
**\$5.5 - 6.5B**

Available Budget


**\$0B**  
ADDITIONAL INVESTMENT

\$0.0B



# Help us spread the word!

- Share the link to the online investment budgeting tool [www.minnesotago.org/investment/](http://www.minnesotago.org/investment/)
- Follow MnDOT on social media and share MnSHIP posts
- Sign up for e-mail updates
- Request a presentation for your organization



# Timeline

- **Now to early May** – 2nd public engagement period
- **Summer 2023** – Compile draft plan and seek public comment
- **Fall 2023** – Adopt final plan

# Questions?

# Thank you again!

**Brad Utecht**

Investment Planning Director

*Bradley.Utecht@state.mn.us*

651-366-4835

MINNESOTA 