



# 2013 Annual Regional Park-and-Ride System Survey

Transportation Committee

January 13<sup>th</sup>, 2014

Maurice Roers & Emily Jorgensen

Engineering & Facilities

Metro Transit

# 2013 Park-and-Ride Survey



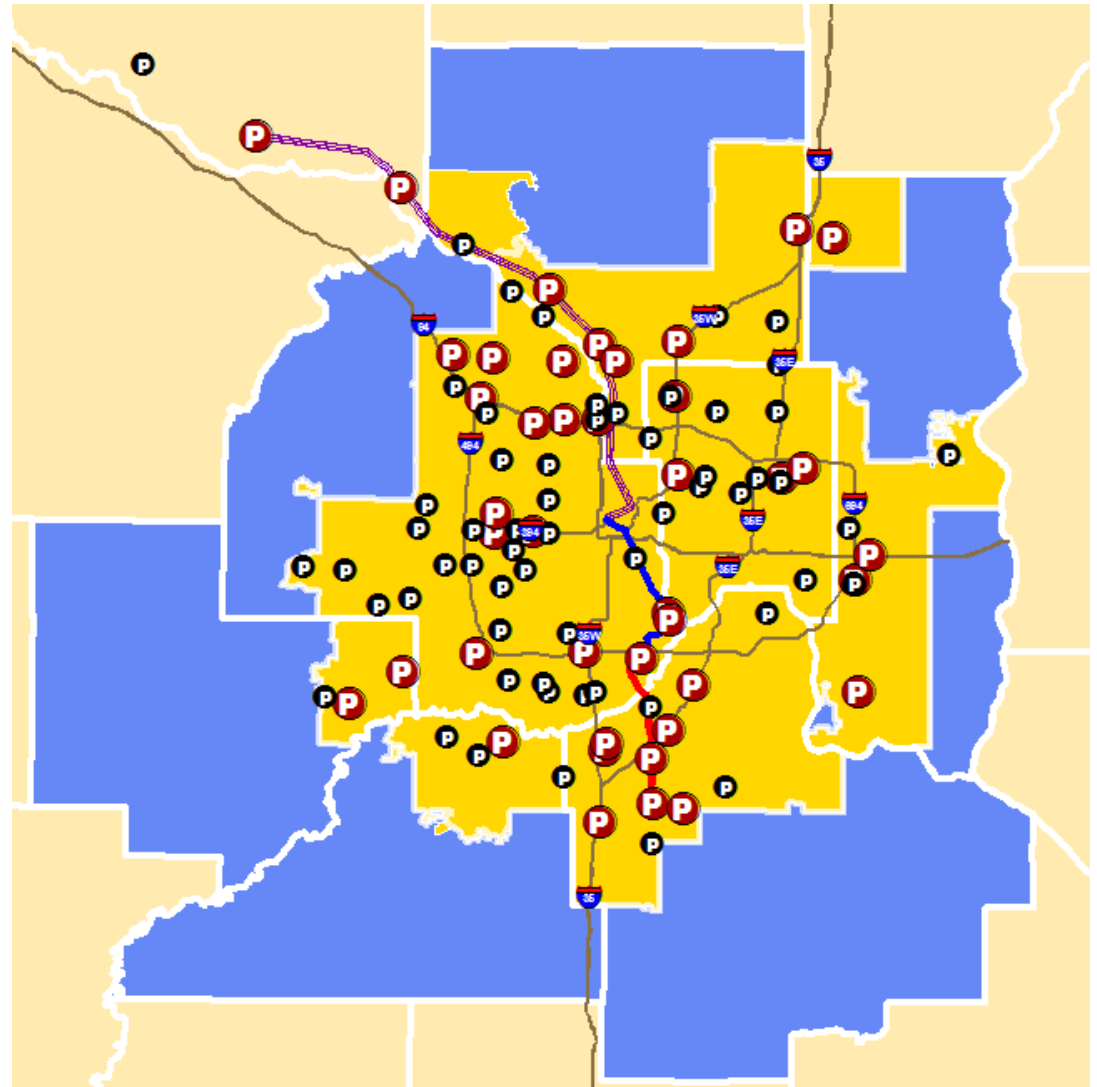
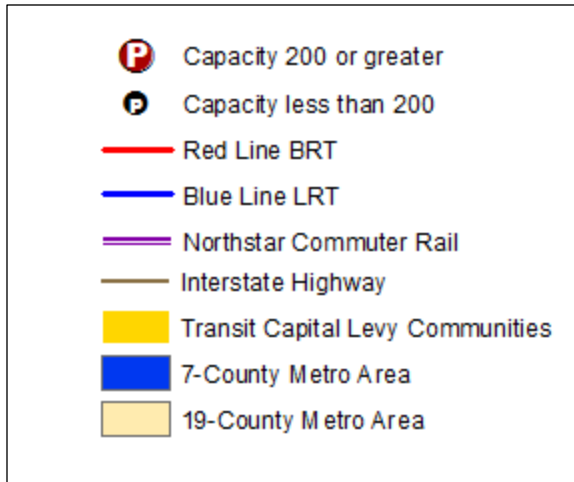
- Count usage at 147 park-and-ride/pool facilities
- Information used to manage and plan facilities
- Regional partnership



# Regional Park-and-Ride System



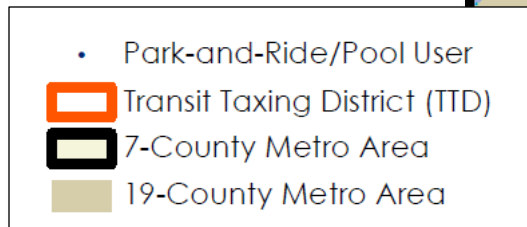
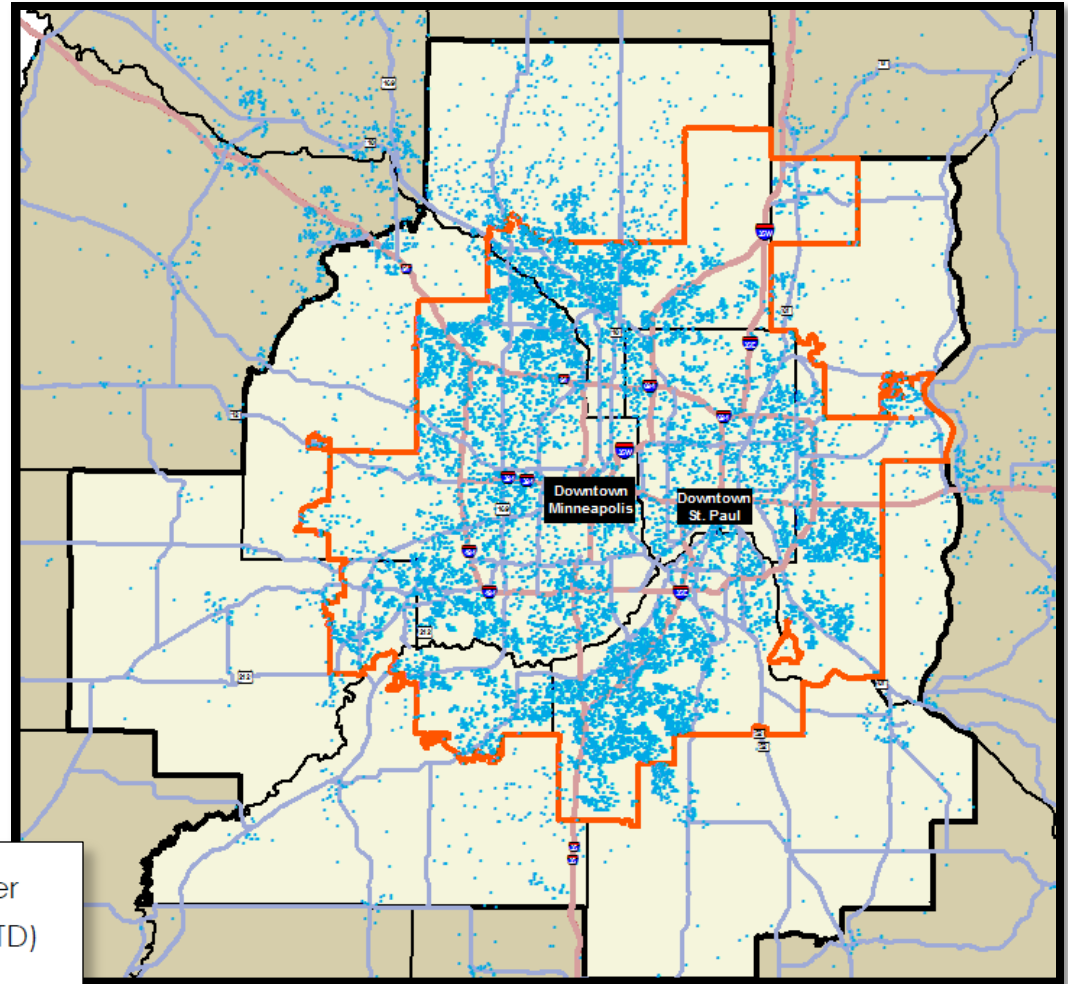
- 106 park-and-rides
- Primarily suburban express bus service
- 70 facilities with capacity  $\geq 100$  spaces



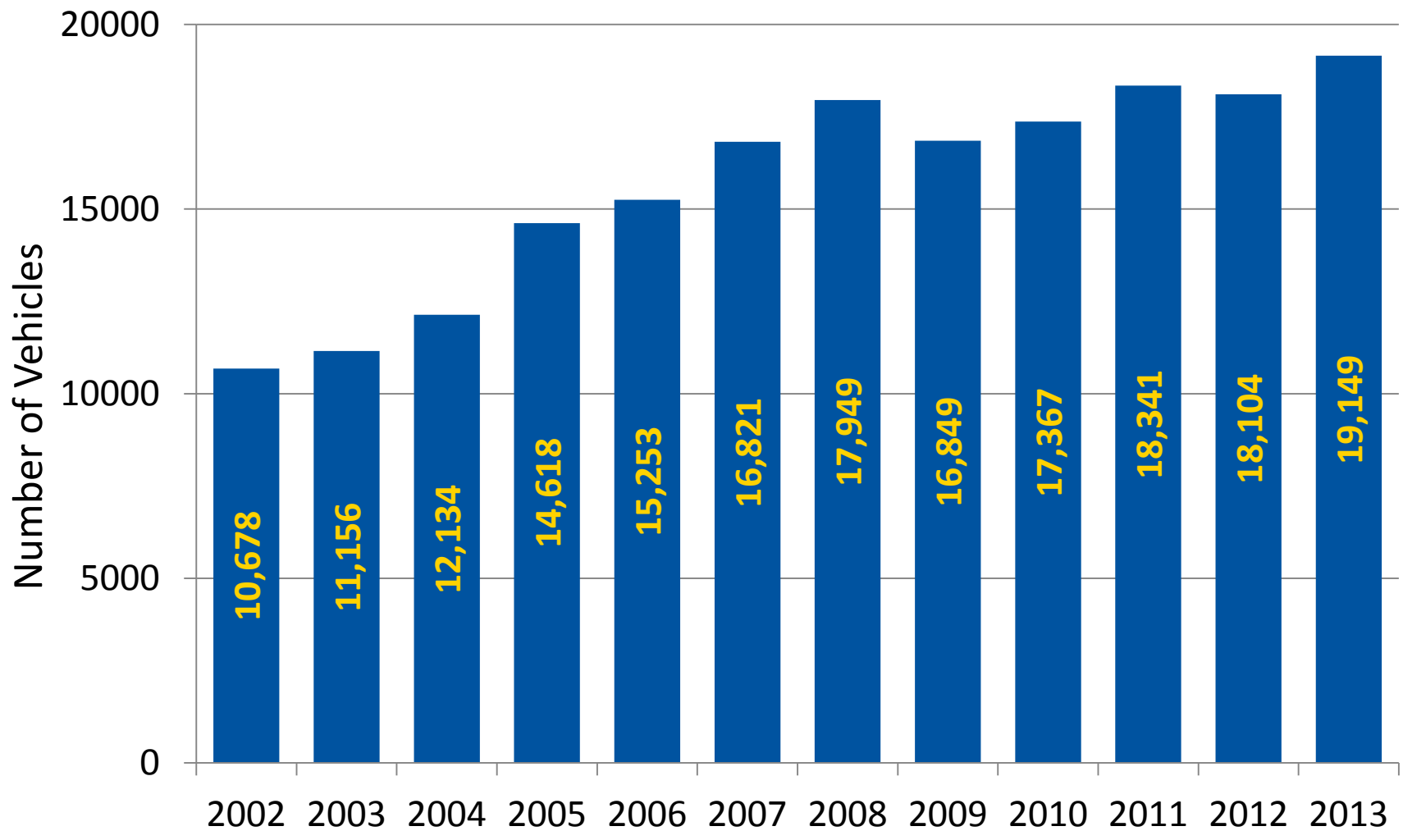
# System User Home Origins 2012



- 72.6% of users come from Transit Capital Levy Communities
- 82.6% of users reside within the 7-County Metro Area
- 17.4% of users reside outside 7-County Metro Area



# Regional Usage Growth 2002 – 2013



# System Usage by Provider



Provider	Facilities	Capacity	Usage	Usage Δ '12- '13
Metro Transit	79	19,824	12,244	6.5%
MVTA	11	4,844	3,015	1.8%
SouthWest Transit	8	2,823	1,673	12.6%
Maple Grove Transit	5	1,804	1,428	7.1%
Scott County	3	1,132	378	4.4%
Plymouth	3	495	342	18.7%
Northstar Corridor Development Authority	2	166	69	13.1%
<b>Park-and-Ride Total</b>	<b>106</b>	<b>31,088</b>	<b>19,149</b>	<b>6.5%</b>

## New Facilities

- Hwy 36 & Rice St (+280)
- Rosemount Transit Station (+102)

## Expanded Facilities

- Maplewood Mall Transit Center (+580)
- Ramsey Station (+210)
- Salem Covenant Church (+20)
- East Creek Station (+625)

## Closed Facilities

- Transfiguration Lutheran Church (-35)
- St. Philip's Lutheran Church (-20)
- Atonement Lutheran Church (-25)
- Richfield Municipal Pool (-25)
- Rosemount Community Center (-75)
- Gustavus Adolphus Church (-25)
- Faith United Methodist Church (-100)

Overall, the system experienced a gain of 1,756 spaces since the 2012 survey.

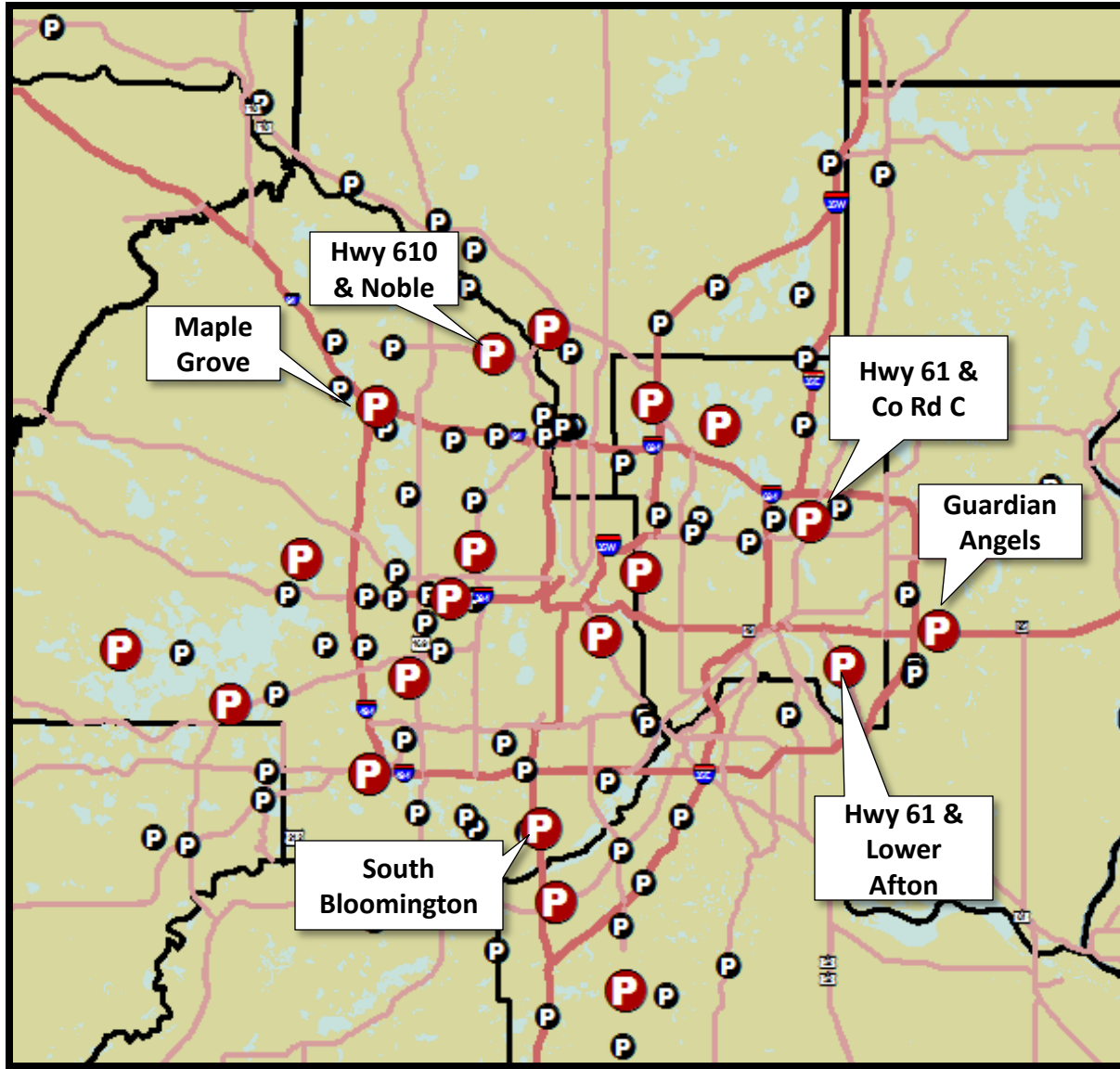
# Largest Increase in Usage





Facility	City	2013 Usage	2012 Usage	Increase number of users
II-35W & 95 <sup>th</sup> Ave	Blaine	1051	894	<b>157</b>
Ramsey Station	Ramsey	225	115	<b>110</b>
I-35 & Kenrick Ave	Lakeville	554	458	<b>96</b>
Station 73	Plymouth	143	95	<b>48</b>
I-35W & Co Rd C	Roseville	181	141	<b>40</b>
Grace Church	Roseville	99	62	<b>37</b>
<b>TOTAL</b>		<b>2253</b>	<b>1,765</b>	<b>488</b>



# Facilities Over-Capacity



-  Over or At Capacity
-  Other Park-and-Ride Facilities

# Questions?

