



# Metro Transit Police Update



**John Harrington**  
*Chief of Metro Transit Police*



# Metro Transit Police Mission

Protecting our community through innovation and  
problem solving

## *Vision*

A department that is reflective of and responsive to  
the community we serve





## 2011

- **130 Sworn police officers**
  - 68 Full-time
  - 62 Part-time
  - 12 CSO
  - 5 Admin support

## 2017

- **190 Sworn police officers**
  - 121/117 Full-time
  - 69/100 Part-time
  - 10/12 CSO
  - 17/17 Admin support


## Demographics

| <i>Rate +</i> | <i>Demographic</i> | <i>2011</i> | <i>2017</i> |
|---------------|--------------------|-------------|-------------|
| 5 x           | Women              | 7           | 36          |
| 2 x           | Latino             | 6           | 13          |
| 9 x           | Asian-American     | 2           | 19          |
| 5 x           | African-American   | 5           | 27          |
| 2 x           | Native American    | 0           | 2           |
|               |                    | 20          | 97          |





# Be a visible and respected partner in the community





# 2017 & Calls for Service 1/1-9/30/17

- **Calls for service were up 12.46% compared to 2016**

**2016 YTD 43285**

**2017 YTD 49558**

|                           | Quality of Life |             |             |
|---------------------------|-----------------|-------------|-------------|
|                           | 2016            | 2017        | % Change    |
| <b>Disorderly Conduct</b> | <b>3151</b>     | <b>3347</b> | <b>6%</b>   |
| <b>DK</b>                 | <b>2227</b>     | <b>1772</b> | <b>-26%</b> |
| <b>Narcotics</b>          | <b>532</b>      | <b>490</b>  | <b>-8%</b>  |
| <b>Fight</b>              | <b>603</b>      | <b>691</b>  | <b>13%</b>  |
| <b>Sleepers</b>           | <b>1745</b>     | <b>2125</b> | <b>17%</b>  |
| <b>Totals</b>             | <b>8268</b>     | <b>8425</b> | <b>2%</b>   |



**Driver assaults -17%.**

**Clearance Rate (Operator)**  
**Felony NA**  
**GM 56%**  
**Misdemeanor 21%**

**Passenger victims +13%**



### Investigations 1/1-9/30

|                              | Investigations |            |             |
|------------------------------|----------------|------------|-------------|
|                              | 2016           | 2017       | % Change    |
| Operator Assault (Felony)    | 4              | 0          | -400%       |
| OP (Gross Misdemeanor)       | 17             | 13         | -24%        |
| OP (GM Spit)                 | 34             | 36         | 6%          |
| OP Assault (Misdemeanor)     | 20             | 22         | 10%         |
| OP DOC/Threats (Misdemeanor) | 116            | 87         | -25%        |
| <b>TOTAL</b>                 | <b>191</b>     | <b>158</b> | <b>-17%</b> |
| Passenger Victims            | 443            | 502        | 13%         |

### PART 1 Crimes

|                    | 2016       | 2017       | % Change    |
|--------------------|------------|------------|-------------|
| Murder             | 1          | 1          | 0%          |
| Sex Crimes         | 21         | 19         | -10%        |
| Robbery            | 80         | 103        | +29%        |
| Aggravated Assault | 99         | 96         | -3%         |
| Felony Theft       | 74         | 84         | +14%        |
| <b>Total</b>       | <b>276</b> | <b>303</b> | <b>+10%</b> |



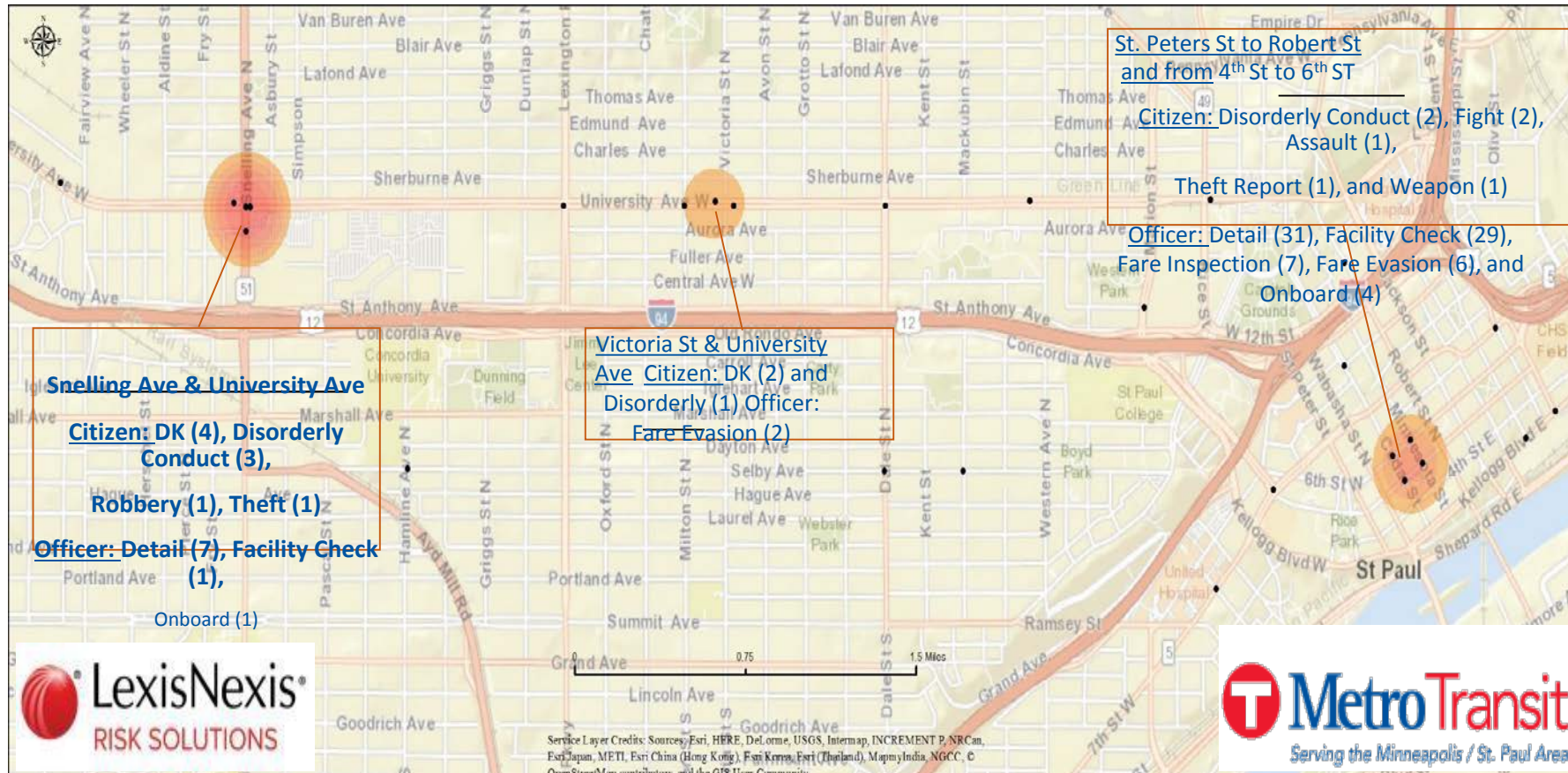
# 1.4 M Fare Checks and 8450 Violations

| Service             | Checks  | Violations | On-boards     |
|---------------------|---------|------------|---------------|
| Blue Line           | 671,523 | 2,034      | 11,993        |
| Green Line          | 437,222 | 5,760      | 22,246        |
| NorthStar           | 323,737 | 656        |               |
| <b>Bus On Board</b> |         |            | <b>24,321</b> |



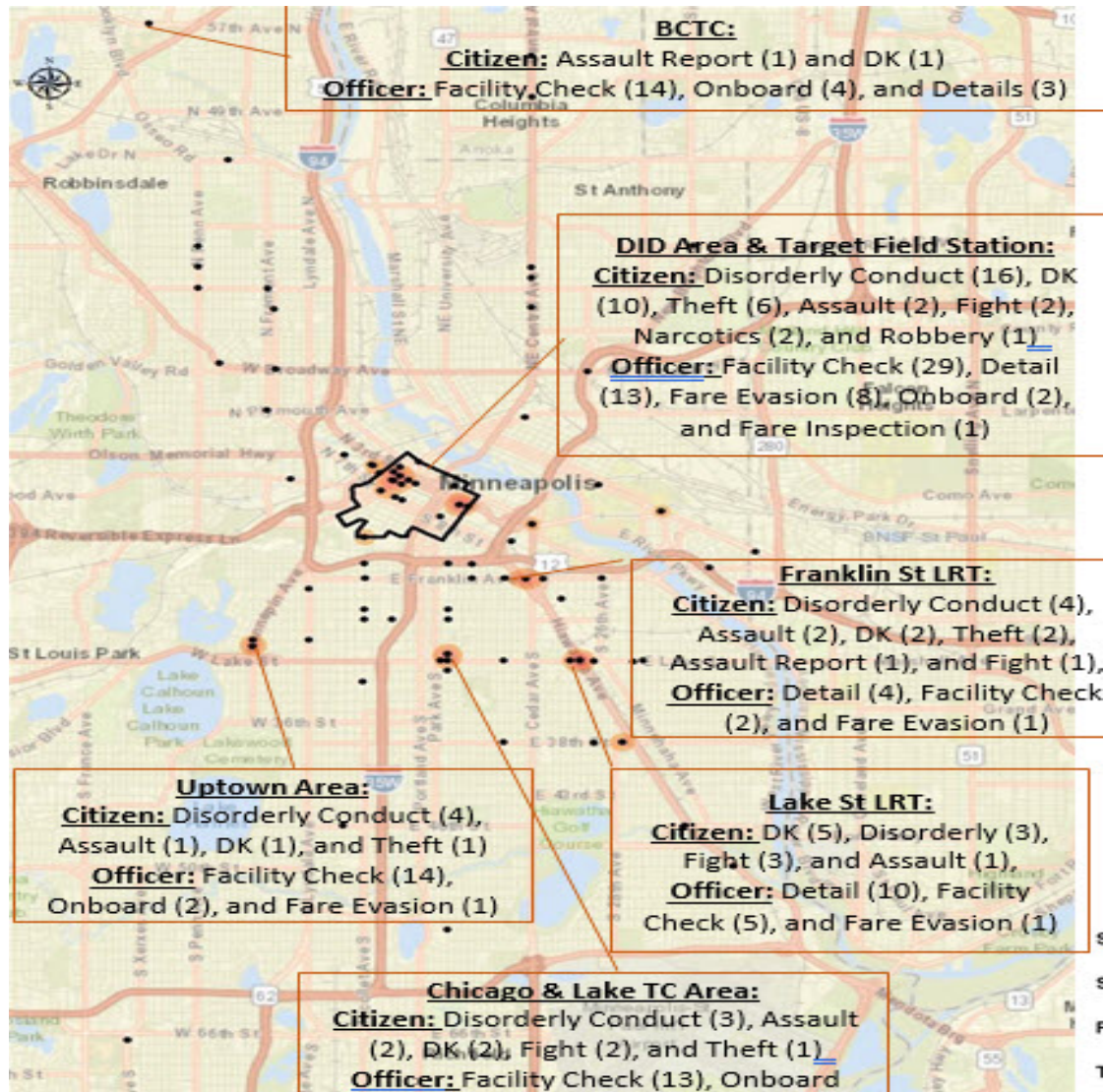


# East Hotspots- VCB, Capital –Lexington, Midway






# West Hot spots



- BCTC
- DID-Warehouse
- Franklin
- Lake ST
- Uptown
- Chicago Lake
- 28<sup>th</sup> Street Park and Ride





# Homeless aka Sleepers







# Youth Crime



# OUTREACH







# Facility





# Special Events and Homeland Security







## 2017-2018 Initiatives

- Rail On-boards
- Fair and Impartial Policing
- CSO North Star Operations
- Downtown Enhanced Response
- Super Bowl LII planning
- Immigration education
- Senior and Elderly Outreach
- Police Facility
- 21<sup>st</sup> Century Policing
- COC Outreach (Youth, Elders, Immigrant and Homelessness)
- Violence Against Women



# Thank You

## **John M. Harrington** ***Chief of Police***

Metro Transit Police Department  
2425 Minnehaha Ave S Minneapolis, MN  
55404  
612-349-7201  
[john.harrington@metrotransit.org](mailto:john.harrington@metrotransit.org)