



Metro Transit Police Update



John Harrington
Chief of Metro Transit Police



Metro Transit Police Mission

Protecting our community through innovation and
problem solving

Vision

A department that is reflective of and responsive to
the community we serve



Metro Transit Police Department

- 115 full-time, 60 part-time officers
 - 5% diverse to 50% underrepresented staff



30



Metro Transit Police Staffing

2011

- **130 Sworn police officers**
 - 68 Full-time
 - 62 Part-time
 - 12 CSO
 - 5 Admin support

2018

- **185 Sworn police officers**
 - 115/115 Full-time
 - 60/100 Part-time
 - 18/20 CSO
 - 17/17 Admin support

Demographics FT & PT

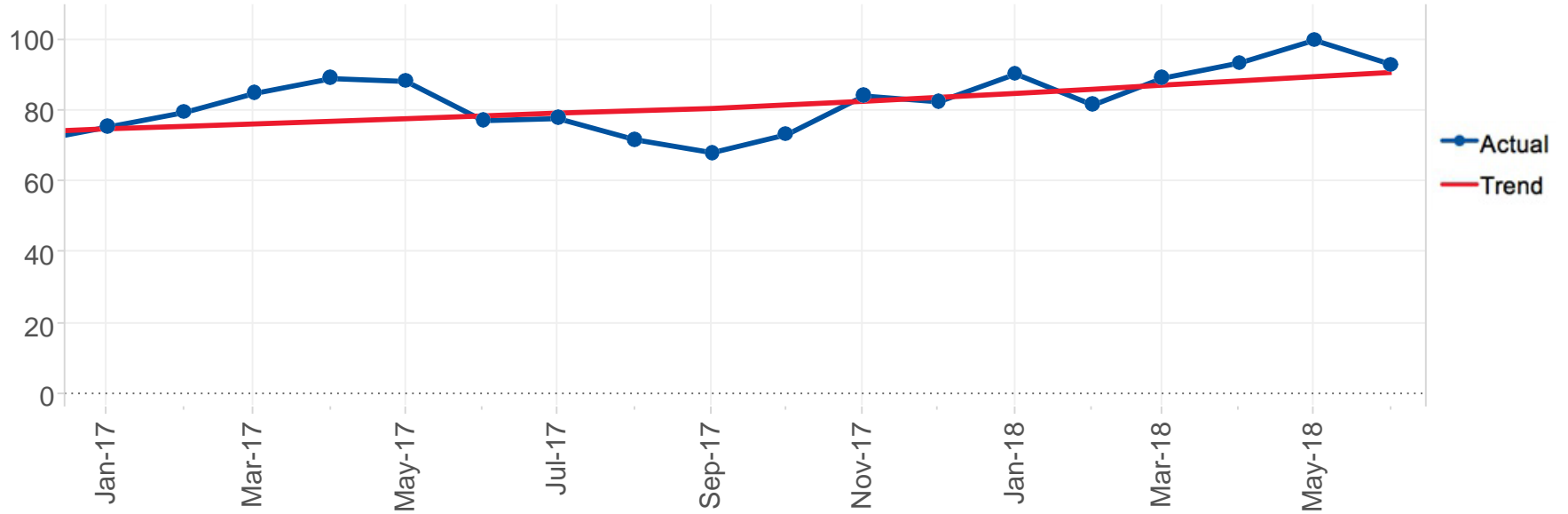
<i>Rate +</i>	<i>Demographic</i>	<i>2011</i>	<i>2018</i>
5 x	Women	7	38
2 x	Latino	6	11
10 x	Asian-American	2	21
6 x	African-American	5	32
2 x	Native American	0	2
		20	97

Responsive :

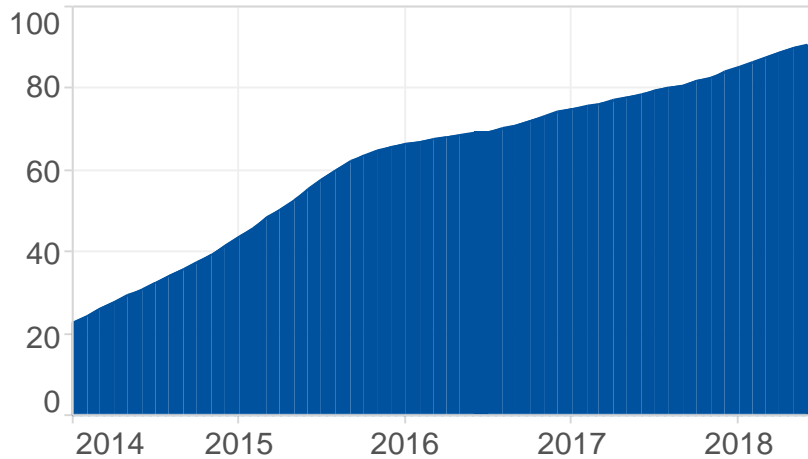
Five E's of public safety and security

- Evidence – Predictive Policing aka Comp Stat
- Engagement – Community and Professional Partnership
- Education- Public information and Crime Prevention
- Engineering- Crime prevention Through Environmental Design
- Enforcement – Uniform preventative patrol ,Plain Clothes details, Investigations, 911 Rapid Response

Jun: 93.1 (6,106 Calls)



Historical Trend



Police Calls per 100,000 Ride



- Average calls per day 10 (5 1/18)
 - 85% from text users
 - 15% using our app.
- Weekdays (Thursday and Friday)
 - 1600 -1800 (4-6 pm) 7am


Responsive : Engagement Outreach

64 Community Outreach events

- Juvenile Diversion Program
- Native American community
- Iftar
- Coffee with Cops
- Cops and Kids Fishing
- Badges and Baseball



COMMUNITY
AMBASSADORS



Directed Patrol 5 E's Approach Calls and Comps

- BCTC -27%
- DID - 44%
- Lake st -29%
- VCB -45%





MTPD Homeless Initiatives

2013-2015 **Operation Deep Freeze**

2016-2017 **Unsheltered Service**

2018- **Homeless Action Team**



COP and Homeless Response

2015-1273 calls

2016 = 1,559 calls

2017 = 2,442 calls

2018 = 1728 calls

ytd

Hennepin head count

January 257

April 292



Homeless Action Team

- 74% Unsheltered living on transit. 4/18
- Customer service complaints and community concerns
- Meetings with Community partners ongoing
- HAT Officers recruited and ready for assignment
- Drafted Code of Conduct based on :
LA, Philadelphia, Denver, Portland, DART and BART
- Job Description for internal outreach workers completed
- Proposals received from two local social service agencies to contract for outreach workers

Homeless Action Team

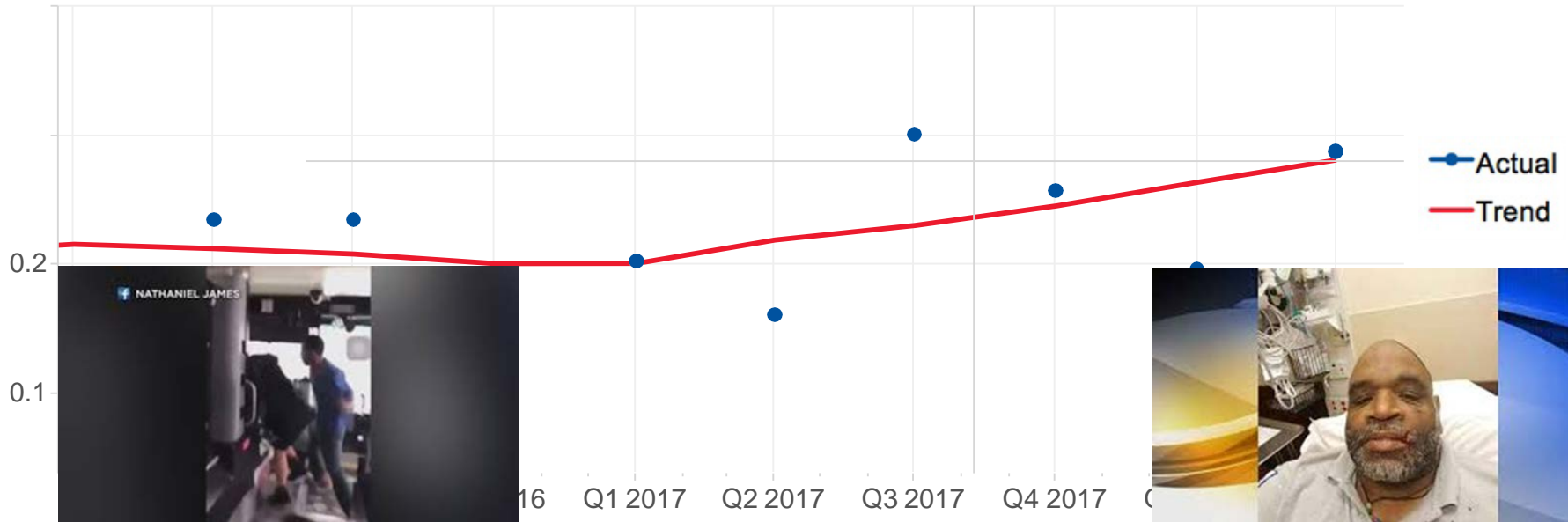
- Next steps:
- Approval and funding for contract or hiring of civilian HAT members
- Development and implementation -Survey and Census of Homeless
- ***Code of Conduct policies*** to be approved by Met Council
- Policy development: All Day pass, Sleeping, Code of Conduct

Part I and Part II crimes

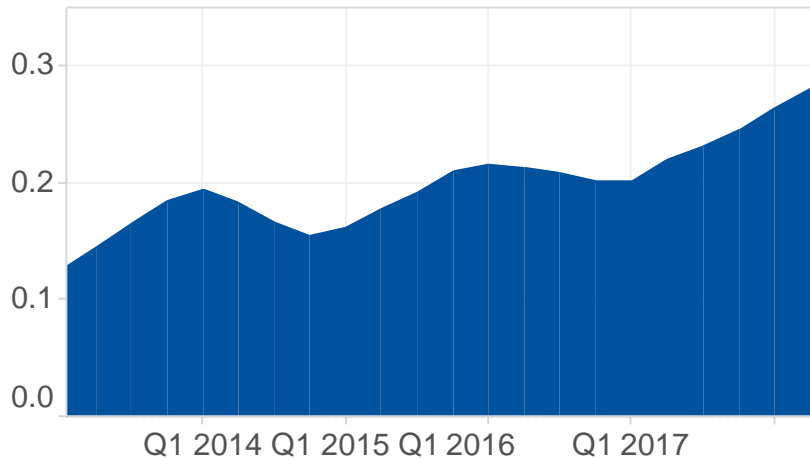
- Part I crime down 2017-2018
395 353
– decrease in thefts, robberies
- Part II crime up 2017 – 2018
2940- 3188
- -increase in DOC fights and sleepers



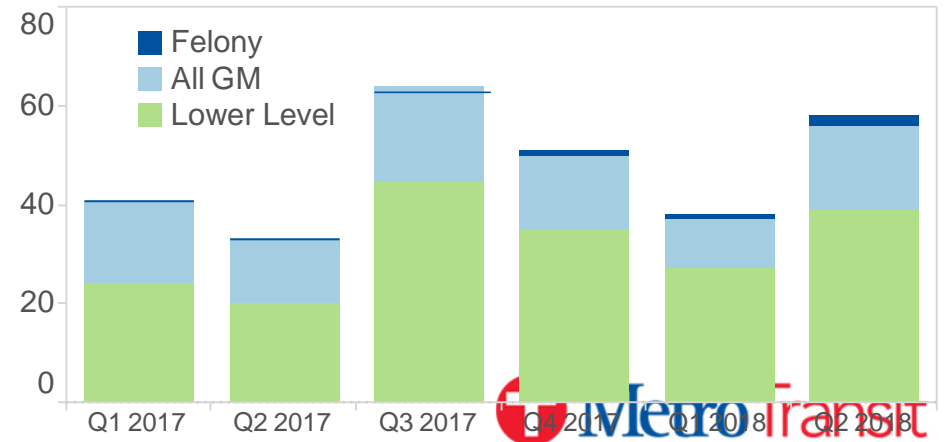
Offenses Against Operators per 100,000



Historical Trend

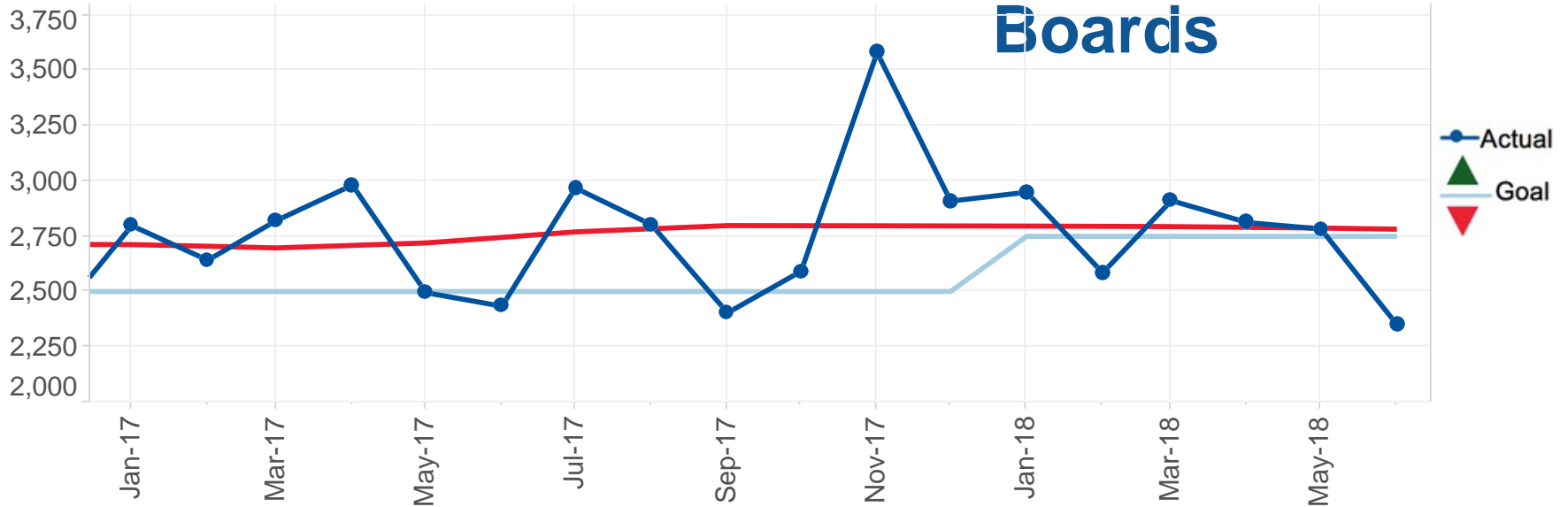


Offenses by Category

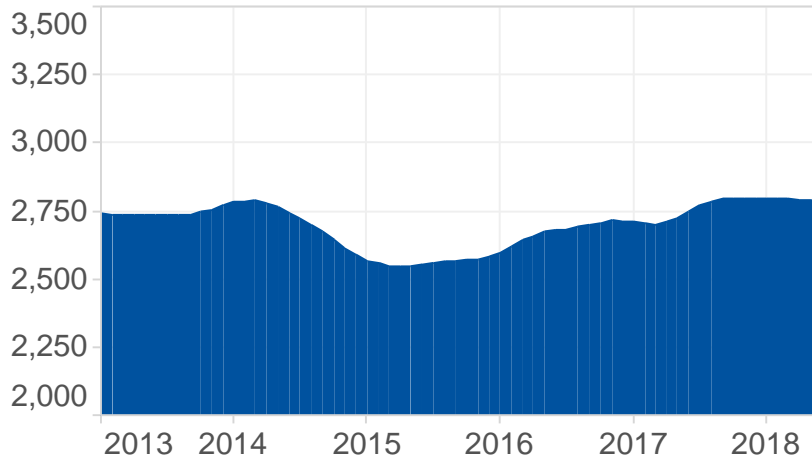


Goal: 2,750 | Jun: 2,351 | YTD Average: 2,732 (-0.7%)

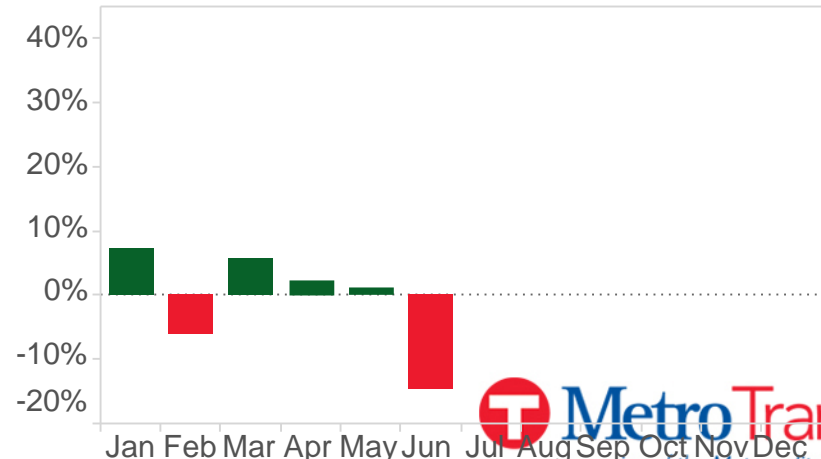
Bus On-Bus On Boards



Historical Trend

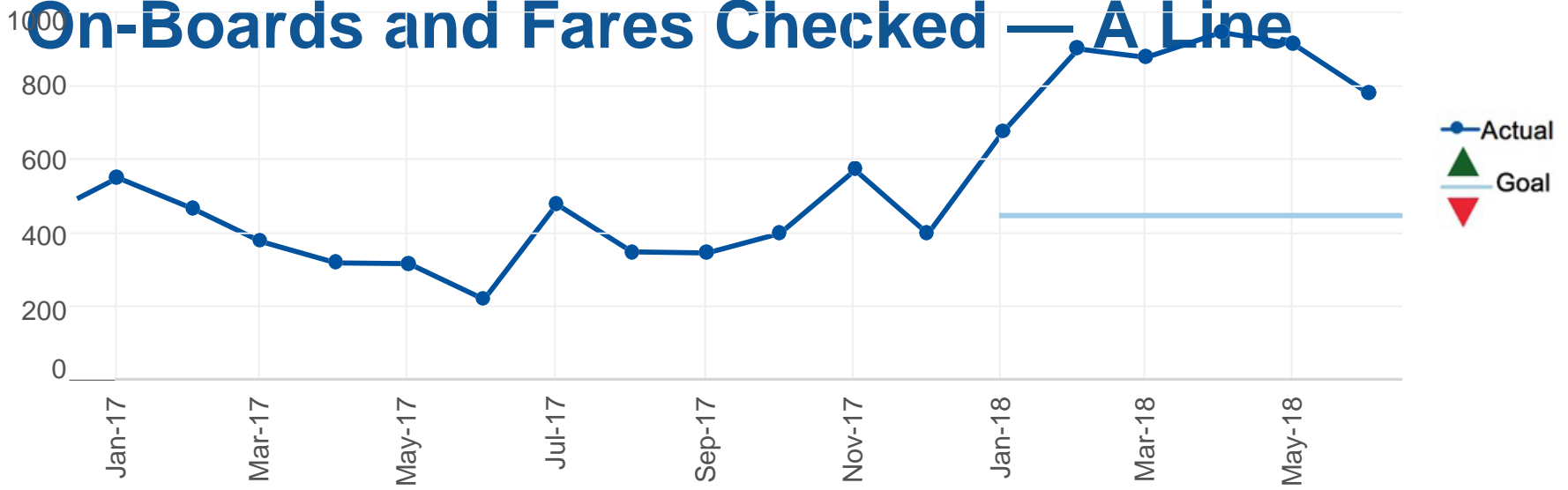


Monthly Performance vs. Goal

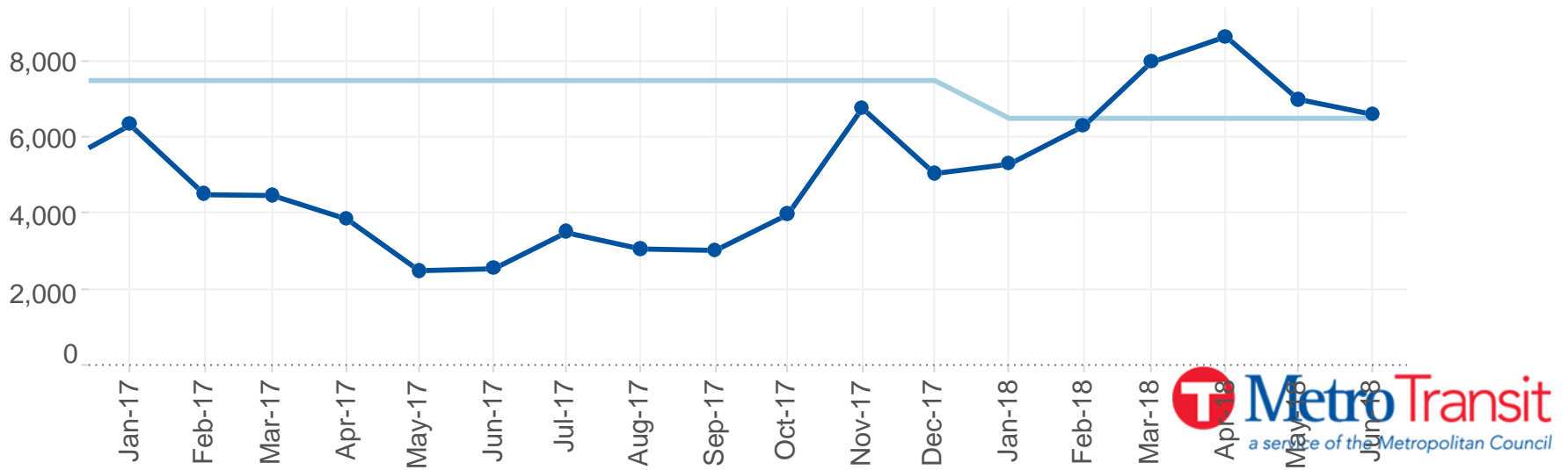


On-Boards Goal: 450 | Jun: 783 (+ 74.0%)

On-Boards and Fares Checked — A Line

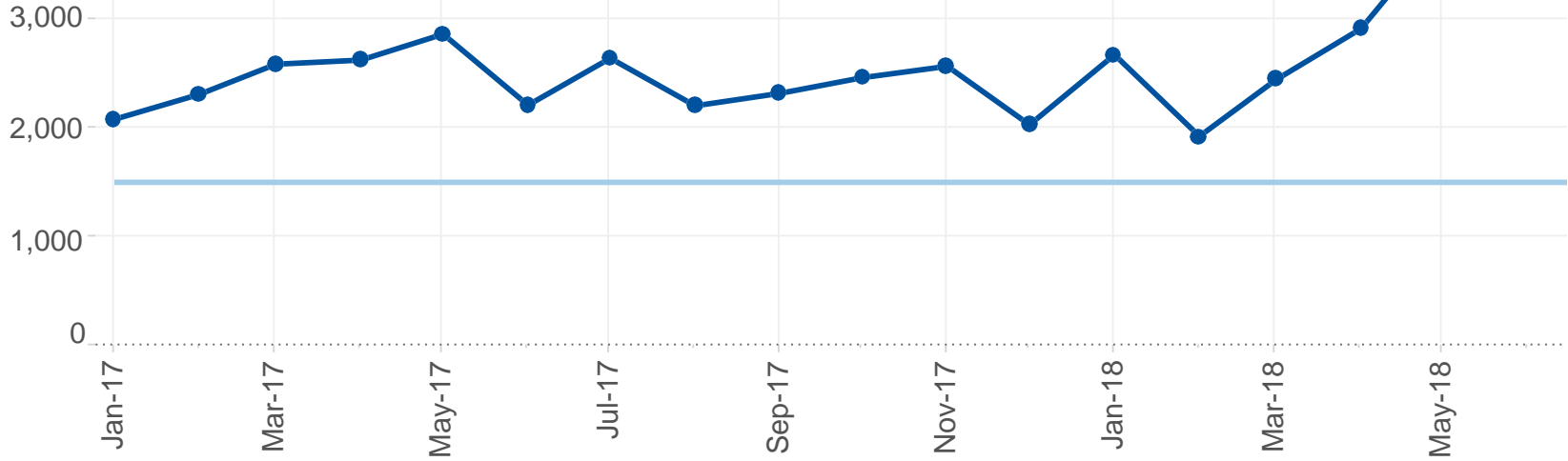


Fares Checked Goal: 6,500 | Jun: 6,603 | Percent Fares Checked: 4.8%

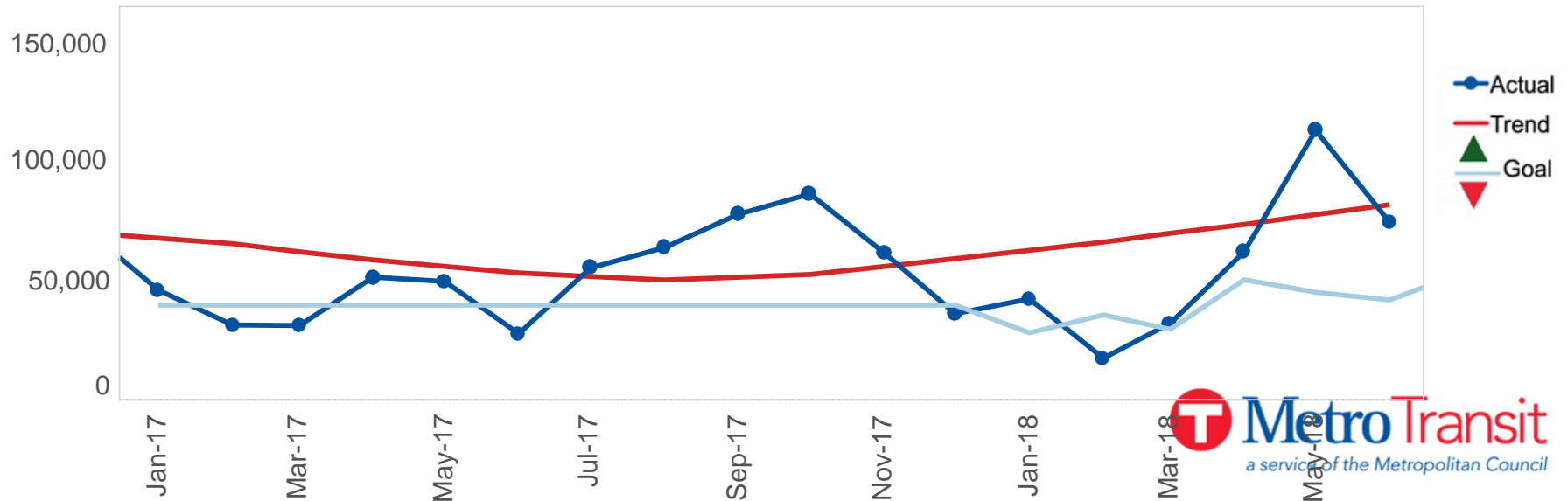


On-Boards and Fares Checked — Green Line

On-Boards Goal: 1,500 | Jun: 3,273 (+ 118.2%)

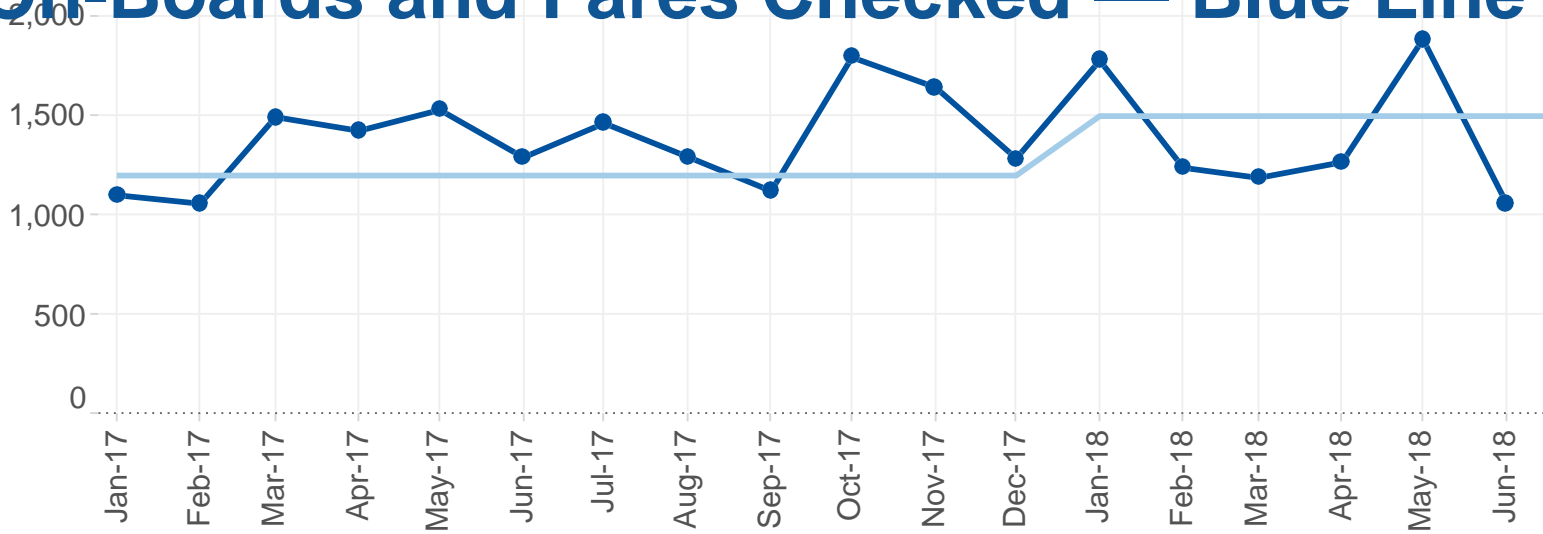


Fares Checked Goal: 42,156 | Jun: 74,763 | Percent Fares Checked: 7.2%

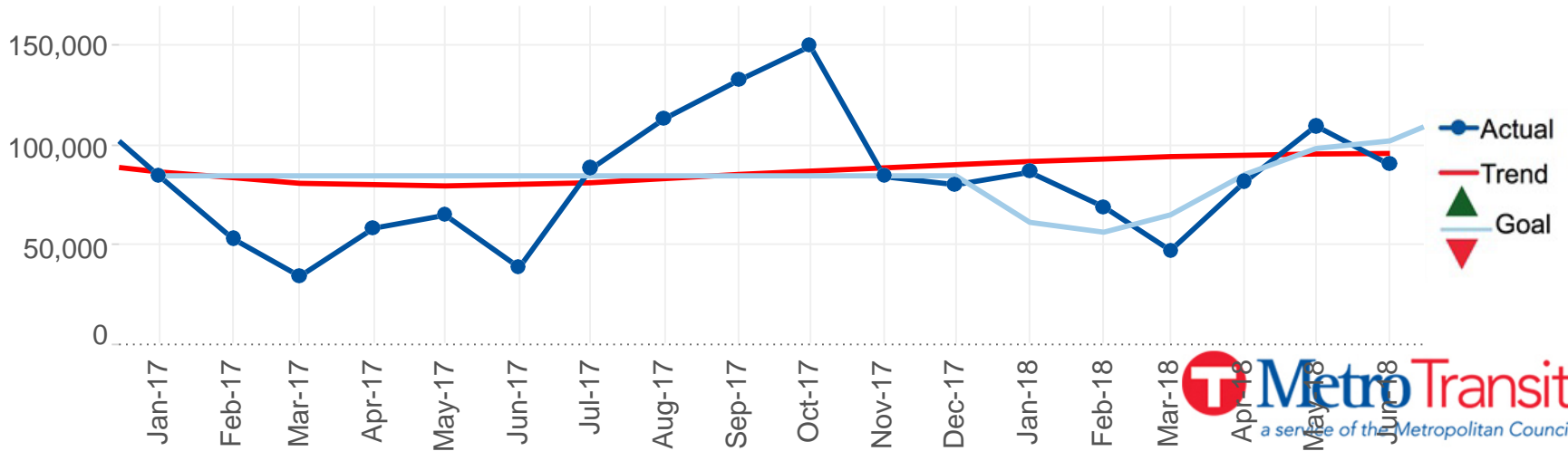


On-Boards Goal: 1,500 | Jun: 1,062 (-29.2%)

On-Boards and Fares Checked — Blue Line



Fares Checked Goal: 102,509 | Jun: 90,636 | Percent Fares Checked: 9.3%



Enforcement 2018 ytd

- Bus Onboards-17,111
- Rail On Boards-28,287
- Rail Fare Check-1.2 Million
- BRRT Fare Check –61,000
- Foot beats

Downtown Minneapolis

North Minneapolis

Downtown St. Paul

Mall of America

- Special events 109
- Patrol squads 36,071 calls





Facility



Completion – April, 2019
MTPD Occupancy – May, 2019



John M. Harrington

Chief of Police

Metro Transit Police Department
2425 Minnehaha Ave S Minneapolis, MN
55404

