

DRAFT FUNDING SCENARIO

Total Funds with 8% Overprogramming

\$194M

ROADWAY PROJECTS INCLUDING MULTIMODAL ELEMENTS

Funding Range - 48-68% (\$93M - \$132M)

Midpoint - \$112M

Roadway Expansion

Rank	ID	Applicant	County	City	Project Name	Funct Class	Base (8 Projects)	Expansion-Heavy (11 Projects)	Modernization-Heavy (6 Projects)	Bike/Ped-Heavy (7 Projects)	Early?	Year	Federal Requested	Local Match	Federal Cumulative	Total Scores
1*	10639	Anoka (City)	Anoka	Anoka	Hwy 10 and Thurston Ave/Cutters Grove Ave Interchange	Principal Arterial					No	2022	\$7,000,000	\$23,782,800	\$7,000,000	812
2*	11045	Scott County	Scott	Savage	TH 13 and Dakota Avenue Freight Access and Mobility Project	Principal Arterial					No	2022	\$5,750,000	\$5,188,000	\$12,750,000	800
3*	10830	Hennepin County	Hennepin	Brooklyn Park	85th Avenue Roadway Expansion Project	Principal Arterial/Expander					No	2022	\$7,000,000	\$19,307,000	\$19,750,000	682
4	10914	Maple Grove	Hennepin	Maple Grove	CSAH 610/I-94 Interchange	Expander					2020	2022	\$7,000,000	\$13,477,000	\$26,750,000	526
5	10832	Brooklyn Park	Hennepin	Brooklyn Park	West Broadway Avenue Roadway Expansion	Reliever					No	2022	\$7,000,000	\$6,965,399	\$33,750,000	467
6#	10936	Dakota County	Dakota	Eagan, Inver Grove Hts	Lone Oak Road/70th Street West Expansion	Reliever					2021	2022	\$7,000,000	\$9,840,000	\$40,750,000	460
7*#	10883	Carver County	Carver	Dahlgren Twp	US Highway 212 Expansion from Cologne to Carver	Principal Arterial					2021	2022	\$7,000,000	\$32,340,000	\$47,750,000	455
8*	10919	Dakota County	Dakota	Lakeville	CSAH 70 Expansion	Expander					2021	2022	\$7,000,000	\$10,500,000	\$54,750,000	454
9	10764	Ramsey County	Ramsey	St. Paul	Lexington Parkway Connection	Augmentor					2021	2022	\$2,240,000	\$560,000	\$56,990,000	444
10	11001	Washington County	Washington	Oakdale, Woodbury	Helmo/Bielenberg Bridge	Reliever					No	2023	\$4,400,000	\$1,100,000	\$61,390,000	426
11	10824	Anoka County	Anoka, Ramsey	Blaine, Shoreview	I-35W and 85th Avenue Interchange	Expander					No	2023	\$6,120,680	\$1,530,170	\$67,510,680	387
12#	10972	St. Paul	Ramsey	St. Paul	Troutbrook Road in St. Paul	Principal Arterial					No	2023	\$4,500,000	\$1,200,000	\$72,010,680	382
13	10822	Anoka County	Anoka	Blaine	125th Ave Expansion in Blaine	Principal Arterial					No	2023	\$3,604,000	\$901,000	\$75,614,680	373
14	10823	Anoka County	Anoka	Blaine	Lexington Ave NE Expansion in Blaine	Expander					No	2023	\$5,132,000	\$1,283,000	\$80,746,680	356
15	10821	Anoka County	Anoka	Andover	7th Avenue Expansion in Andover	Expander					No	2022	\$6,593,600	\$1,648,400	\$87,340,280	347
16	10818	Anoka County	Anoka	Andover	Round Lake Blvd Roadway Expansion in Andover	Expander					No	2023	\$2,898,400	\$724,600	\$90,238,680	330
17	10873	Ramsey County	Ramsey, Anoka	Various	I-35E/County Road J Interchange	Expander					2021	2023	\$7,000,000	\$2,818,294	\$97,238,680	284

Roadway Reconstruction/Modernization

Rank	ID	Applicant	County	City	Project Name	Funct Class	Base (7 Projects)	Expansion-Heavy (5 Projects)	Modernization-Heavy (9 Projects)	Bike/Ped-Heavy (7 Projects)	Early?	Year	Federal Requested	Local Match	Federal Cumulative	Total Scores
1	11039	State of MN	Anoka	Anoka	Highway 169/47/10 Interchange	PA/PA/Connector					No	2022	\$7,000,000	\$20,337,654	\$7,000,000	841
2	10828	Minneapolis	Hennepin	Minneapolis	Hennepin Ave Reconstruction	Augmentor					No	2023	\$7,000,000	\$10,440,816	\$14,000,000	839
3	10614	Hennepin County	Hennepin	Minneapolis	Lowry Ave NE Reconstruction	Augmentor					No	2023	\$7,000,000	\$3,490,000	\$21,000,000	594
4#	10777	Minneapolis	Hennepin	St. Anthony, MPLS, Columbia Hts	37th Ave NE Reconstruction	Augmentor					No	2022	\$7,000,000	\$1,830,000	\$28,000,000	580
5	10817	Anoka County	Anoka	Anoka, Ramsey	Bunker Lake Blvd and Ferry St Intersection	Reliever/Connector					No	2022	\$1,868,000	\$467,000	\$29,868,000	568
6	10969	Burnsville	Dakota	Burnsville	Cliff Road at I-35W South Ramps Improvement Project	Reliever					2019	2022	\$2,632,000	\$658,200	\$32,500,000	560
7	10831	Hennepin County	Hennepin	Minneapolis	Osseo Road Reconstruction	Reliever					No	2022	\$6,120,000	\$1,530,000	\$38,620,000	554
8*	10971	Chaska	Carver	Chaska	Highway 41 Improvements	Princ. Arterial					2021	2022	\$7,000,000	\$6,180,000	\$45,620,000	543
9	10937	Hennepin County	Hennepin	Minneapolis	Marshall Street NE Reconstruction	Reliever					No	2023	\$6,604,000	\$1,651,000	\$52,224,000	522
10#	10741	South St Paul	Dakota	S. St. Paul, Newport	Concord Street (TH 156) Improvements	Reliever					2020	2022	\$5,000,000	\$5,557,500	\$57,224,000	514
11#	10906	Dakota County	Dakota	Eagan	Pilot Knob Rd and Cliff Rd Intersection	2 Expanders					2020	2022	\$3,134,000	\$784,700	\$60,358,000	499
12	10887	Scott County	Scott	Savage, Shakopee	McColl Drive Reconstruction	Reliever					No	2023	\$6,394,400	\$1,598,600	\$66,752,400	491
13	10615	Hennepin County	Hennepin	St. Louis Park	Minnetonka Blvd Reconstruction Project	Augmentor					No	2022	\$7,000,000	\$1,913,000	\$73,752,400	488
14	11002	Washington County	Washington	Lake Elmo	10th St and Keats Ave Roundabout	Expander/Reliever					No	2022	\$1,809,200	\$452,300	\$75,561,600	384
15	10884	Carver County	Carver	Mayer and Waconia Twp	70th Street Reconstruction from Ash Ave. S to CSAH 10	Connector					No	2023	\$2,413,920	\$603,480	\$77,975,520	311

Traffic Management Technologies

Rank	ID	Applicant	County	City	Project Name	Base (3 Projects)	Expansion-Heavy (2 Projects)	Modernization-Heavy (3 Projects)	Bike/Ped-Heavy (3 Projects)	Early?	Year	Federal Requested	Local Match	Federal Cumulative	Total Scores
1	10587	St Paul	Ramsey	St. Paul	West Side Signalized Intersection Control Enhancements					No	2023	\$1,465,600	\$366,400	\$1,465,600	941
2	11034	Dakota County	Dakota	Apple Valley, Burnsville	CSAH 38 Roadway System Management					No	2022	\$1,440,000	\$360,000	\$2,905,600	883
3	10907	Minneapolis	Hennepin	Minneapolis	ITS Upgrades and Enhancements					2020	2022	\$3,000,000	\$750,000	\$5,905,600	866

Bridges

Rank	ID	Applicant	County	City	Project Name	Funct Class	Base (3 Projects)	Expansion-Heavy (3 Projects)	Modernization-Heavy (3 Projects)	Bike/Ped-Heavy (3 Projects)	Early?	Year	Federal Requested	Local Match	Federal Cumulative	Total Scores
1	10676	Hennepin County	Hennepin	Edina	Vernon Ave Bridge	Reliever					No	2023	\$7,000,000	\$2,150,000	\$7,000,000	819
2#	10650	Hennepin County	Hennepin	Orono	Shoreline Dr Bridge	Expander					2020	2022	\$2,200,000	\$550,000	\$9,200,000	703
3	10910	Ramsey County	Ramsey	St. Paul	Lexington Parkway Bridges	Augmentor					2020	2022	\$7,000,000	\$2,192,114	\$16,200,000	676
4#	10992	St. Paul	Ramsey	St. Paul	Kellogg Blvd Bridge	Reliever					No	2022	\$7,000,000	\$56,903,000	\$23,200,000	676
5	10926	Hennepin County	Hennepin	Minneapolis	Washington Ave N Bridge	Reliever					No	2023	\$2,312,000	\$578,000	\$25,512,000	550
6#	10900	Ramsey County	Ramsey	Roseville	County Road C Bridge	Augmentor					2020	2022	\$5,609,716	\$1,402,429	\$31,121,716	550
7#	10816	Anoka County	Anoka	Oak Grove	Viking Boulevard Bridge	Connector					2021	2022	\$1,436,296	\$359,074	\$32,558,012	545
8#	11019	Minneapolis	Hennepin	Minneapolis	Nicollet Avenue Bridge	Reliever					2021	2022	\$7,000,000	\$15,200,000	\$39,558,012	373

Total Modal Funding for Each Scenario

\$109,911,896    \$110,920,576    \$109,515,896    \$102,911,896

\* Project has been awarded partial funding from one or more MnDOT/DEED competitive grant programs (National Highway Freight Program, Corridors of Commerce, Transportation and Economic Development/Infrastructure).

# Project applied for funding in past funding cycles.

Shading indicates projects in each funding scenario that would not be funded if \$6,667,000 is approved by TAB for the St. Paul/HourCar Unique Project request.

Blue shading indicates projects funded in the Base Funding Scenario.

Orange shading indicates projects funded in the Expansion-Heavy Funding Scenario.

Pink shading indicates projects funded in the Modernization-Heavy Funding Scenario.

Green shading indicates projects funded in the Bike/Ped-Heavy Funding Scenario.

**DRAFT FUNDING SCENARIO**

**TRANSIT AND TRAVEL DEMAND MANAGEMENT PROJECTS**

Total Funds with 8% Overprogramming

\$194M

Returned Extra Transit Funds

\$2.2M

Funding Range - 22-32% (\$43M - \$62M)

Midpoint - \$52M

**Transit Expansion**

Rank	ID	Applicant	County	City	Project Name	Base (6 Projects)	Expansion-Heavy (7 Projects)	Modernization-Heavy (5 Projects)	Bike/Ped-Heavy (5 Projects)	Early?	Year	Federal Requested	Local Match	Federal Cumulative	Total Scores
1	10932	Metro Transit	Hennepin	Brooklyn Park, Brooklyn Center	Route 724 Transit Service Expansion					2019	2022	\$4,169,408	\$1,042,352	\$4,169,408	865
2	10930	Metro Transit	Ramsey, Dakota	St. Paul, W. St. Paul, S. St. Paul	Route 68 Transit Service Expansion					2019	2022	\$3,581,910	\$895,478	\$7,751,318	851
3	10928	Metro Transit	Hennepin, Ramsey	Robbinsdale, Minneapolis, St. Anthony, Roseville	Route 32 Transit Service Expansion					2019	2022	\$4,312,583	\$1,078,146	\$12,063,901	741
4	10923	Metro Transit	Hennepin	Minneapolis	Route 4 Transit Service Expansion					2019	2022	\$2,090,814	\$522,704	\$14,154,716	617
5	11024	SouthWest Transit	Hennepin, Carver	Eden Prairie, Chaska, Chanhassen, Carver, Victoria	SouthWest Transit Mobility Hub at SouthWest Station					No	2022	\$3,672,800	\$918,200	\$17,827,516	510
6	10870	MVTA	Dakota	Burnsville	Orange Line Connector Bus Service					2020	2022	\$2,744,000	\$686,000	\$20,571,516	471
7	10994	SouthWest Transit	Hennepin	Eden Prairie, Maple Grove, Plymouth, Minnetonka	I-494 SW Prime Service Expansion					2021	2022	\$5,600,000	\$1,400,000	\$26,171,516	458
8	10843	Scott County	Scott, Hennepin	Shakopee, Bloomington, Hopkins, Golden Valley	Highway 169 Interim Bus Service					No	2023	\$6,962,538	\$1,740,634	\$33,134,054	421
9	11032	SouthWest Transit	Hennepin	Eden Prairie	Golden Triangle Area Bus Transfer Station					2020	2022	\$1,600,000	\$400,000	\$34,734,054	363

**Transit Modernization**

Rank	ID	Applicant	County	City	Project Name	Base (4 Projects)	Expansion-Heavy (3 Projects)	Modernization-Heavy (5 Projects)	Bike/Ped-Heavy (4 Projects)	Early?	Year	Federal Requested	Local Match	Federal Cumulative	Total Scores
1	10980	Metro Transit	Hennepin	Minneapolis, Richfield, Bloomington	Chicago-Portland Avenue Corridor Bus Stop Modernization					2019	2022	\$7,000,000	\$1,750,000	\$7,000,000	893
2	10649	Metro Transit	Hennepin	Minneapolis	Emerson and Fremont Avenue Bus Stop Modernization					2019	2022	\$7,000,000	\$1,750,000	\$14,000,000	888
3	10648	Metro Transit	Hennepin, Ramsey	Minneapolis, St. Paul	Lake Street-Marshall Avenue Corridor Bus Stop Modernization					2020	2022	\$7,000,000	\$1,750,000	\$21,000,000	854
4	10647	Metro Transit	Hennepin	Minneapolis	Route 6 Corridor Bus and Stop Modernization					2021	2022	\$7,000,000	\$1,750,000	\$28,000,000	749
5#	10918	Apple Valley	Dakota	Apple Valley	147th St. Skyway for Red Line in Apple Valley					2021	2022	\$3,520,000	\$880,000	\$31,520,000	422
6	10990	MVTA	Dakota	Burnsville	Burnsville Transit Station Modernization					2020	2022	\$616,000	\$154,000	\$32,136,000	412
7	10890	MVTA	Dakota	Burnsville	Burnsville Bus Garage Modernization					2019	2022	\$5,417,306	\$1,354,327	\$37,553,306	375
8	10991	MVTA	Dakota	Eagan	Eagan Transit Station Modernization					2020	2022	\$412,000	\$103,000	\$37,965,306	370
9	10963	Dakota County	Dakota	Apple Valley	140th St. Pedestrian Bridge for Red Line					No	2022	\$2,350,000	\$587,500	\$40,315,306	354
10	10999	SW Transit	Carver	Chaska	Solar Array at East Creek Station					2020	2022	\$2,960,000	\$740,000	\$43,275,306	305

**TMO/TDM**

Rank	ID	Applicant	County	City	Project Name	Base (7 Projects)	Expansion-Heavy (7 Projects)	Modernization-Heavy (7 Projects)	Bike/Ped-Heavy (7 Projects)	Early?	Year	Federal Requested	Local Match	Federal Cumulative	Total Scores
0	-	-	-	-	TMO Set-aside for 2023-2024*					No	Both	\$5,800,000	\$1,450,000	\$5,800,000	-
0	-	-	-	-	TDM Set-aside for 2023-2024*					No	Both	\$1,200,000	\$300,000	\$7,000,000	-
1	10804	Car Free Life	Hennepin, Anoka, Ramsey, Dakota	Various	Closed Network Carshare in Minneapolis and St. Paul					No	2020	\$160,000	\$40,000	\$160,000	810
2	10998	MOVE Minnesota	Hennepin	Minneapolis, Brooklyn Center	TDM Cultural Ambassadors in MPLS and Brooklyn Center					No	2020	\$308,166	\$77,042	\$468,166	696
3	11030	Metro Transit	Hennepin, Ramsey, Dakota	Various	Shared Mobility Integration for the Metro Transit Mobile App					No	2020	\$300,000	\$400,000	\$768,166	650
4	11022	University of MN	Hennepin	Minneapolis	Parking FlexPass at ABC Ramps					No	2020	\$500,000	\$125,000	\$1,268,166	620
5	10913	MOVE Minnesota	Hennepin, Ramsey	Minneapolis, St. Paul	Transforming Renters' Transportation Choices, Green Line					No	2020	\$296,614	\$77,092	\$1,564,780	616
6	10834	Cycles for Change	Ramsey, Hennepin	St. Paul, Minneapolis	Bicycle Access & Safety Education Initiative in MPLS and St. Paul					No	2020	\$319,200	\$79,800	\$1,883,980	598
7	10961	HourCar	Hennepin, Ramsey	Various	HOURLCAR Community Engagement and Outreach Initiative					No	2020	\$244,355	\$61,089	\$2,128,335	537
8	10860	Scott County	Scott, Carver	Various	Scott County Travel Demand Management					No	2020	\$120,000	\$30,000	\$2,248,335	527
9	11048	MPLS Bicycle Coalition	Hennepin	Various	Commuter and Community Bicycle Access in Minneapolis					No	2020	\$230,000	\$57,500	\$2,478,335	482
10	11031	Metro Transit	Anoka, Hennepin	Various	Bike Rack Sensors for Metro Transit buses					No	2020	\$280,000	\$70,000	\$2,758,335	473
11	10942	Metro Transit	Washington, Hennepin, Anoka, Ramsey	Various	East Metro First-Last Mile Job Access Project					No	2020	\$500,000	\$774,200	\$3,258,335	438
12	11029	University of MN	Hennepin, Dakota	Various	eWorkplace Phase 4 for Downtown Minneapolis					No	2020	\$500,000	\$125,000	\$3,758,335	427
13	11046	Nice Ride Minnesota	Hennepin	Minneapolis	Bike Share Integration, Inclusion, and Expansion					No	2020	\$300,000	\$700,020	\$4,058,335	397
<b>Total Modal Funding for Each Scenario (includes \$2.2M of returned extra transit funds)</b>						<b>\$55,571,516</b>	<b>\$54,171,516</b>	<b>\$56,963,516</b>	<b>\$52,827,516</b>						

\*\$5.8 million for base-level travel demand management (TDM) funding for Metro Transit and the Transportation Management Organizations (TMOs); \$1.2 Million for competitive TDM selection in 2022/2023 to be distributed as part of 2020 Regional Solicitation.

- # Project applied for funding in past funding cycles.
- Shading indicates projects in each funding scenario that would not be funded if \$6,667,000 is approved by TAB for the St. Paul/HourCar Unique Project request.
- Blue shading indicates projects funded in the Base Funding Scenario.
- Orange shading indicates projects funded in the Expansion-Heavy Funding Scenario.
- Pink shading indicates projects funded in the Modernization-Heavy Funding Scenario.
- Green shading indicates projects funded in the Bike/Ped-Heavy Funding Scenario.

**DRAFT FUNDING SCENARIO**  
**BICYCLE AND PEDESTRIAN FACILITIES**  
**Multiuse Trails and Bicycle Facilities**

Total Funds with 8% Overprogramming

\$194M

Funding Range - 10-20% (\$19M - \$39M)  
 Midpoint - \$29M

Rank	ID	Applicant	County	City	Project Name	Base (11 Projects)	Expansion-Heavy (11 Projects)	Modernization-Heavy (11 Projects)	Bike/Ped-Heavy (16 Projects)	Early?	Year	Federal Requested	Local Match	Federal Cumulative	Total Scores
1	10929	St Paul	Ramsey	St. Paul	Kellogg Boulevard Capital City Bikeway Phase I in St. Paul					No	2023	\$5,312,000	\$1,328,000	\$5,312,000	932
2	10791	Hennepin County	Hennepin	Minneapolis	University Ave and 4th St SE Protected Bikeways in Minneapolis					No	2022	\$5,500,000	\$4,075,146	\$10,812,000	858
3	10973	Hennepin County	Hennepin	Minneapolis	Hennepin Ave and 1st Ave NE Bicycle and Pedestrian Facilities					No	2022	\$5,500,000	\$2,372,486	\$16,312,000	854
4#	11040	St Paul	Ramsey	St. Paul	Fish Hatchery Trail Stabilization and Reconstruction in St. Paul					No	2023	\$2,216,800	\$554,200	\$18,528,800	819
5	10896	Dakota County	Dakota	Farmington, Lakeville	North Creek Greenway in Lakeville and Farmington					2019	2022	\$480,000	\$120,000	\$19,008,800	814
6	10899	Fridley	Anoka	Fridley	Fridley 7th Street and 57th Ave Trail Connections					2021	2022	\$516,120	\$129,030	\$19,524,920	801
7	11050	Hennepin County	Hennepin	Minneapolis	Midtown Greenway Accessible Connections in Minneapolis					No	2023	\$1,120,000	\$280,000	\$20,644,920	795
8#	10895	Dakota County	Dakota	Apple Valley	CSAH 42 Multiuse Trail and Crossing in Apple Valley					2019	2022	\$1,256,000	\$314,000	\$21,900,920	795
9	10894	Dakota County	Dakota	Eagan	Minnesota River Greenway in Eagan					2019	2022	\$3,508,000	\$877,000	\$25,408,920	794
10#	10718	Scott County	Scott	Shakopee	CSAH 17 Bicycle and Pedestrian Bridge over US 169					2021	2022	\$950,080	\$237,520	\$26,359,000	786
11	11004	Washington Co	Washington	Newport	CSAH 38 Multi-Use Trail in Washington County					2020	2022	\$460,800	\$115,200	\$26,819,800	783
12#	10744	Ramsey County	Ramsey	White Bear Lake & Twp, Vadnais Hts	Bruce Vento Regional Trail Extension in Ramsey County					2021	2022	\$4,026,278	\$1,006,570	\$30,846,078	782
13	10917	Apple Valley	Dakota	Apple Valley	Apple Valley Johnny Cake Ridge Road Trail					2019	2022	\$515,484	\$128,871	\$31,361,562	777
14	11025	St Paul	Ramsey	St. Paul	Sam Morgan Regional Trail Segment 1 Reconstruction in St. Paul					No	2023	\$1,877,600	\$469,400	\$33,239,162	776
15	10898	Inver Grove Heights	Dakota	Inver Grove Hts	Inver Grove Heights Babcock Trail					2019	2022	\$300,160	\$75,040	\$33,539,322	769
16	10848	Hennepin County	Hennepin	Crystal	Bass Lake Road Multi-Use Trail in Crystal					No	2022	\$457,220	\$114,305	\$33,996,542	762
17	10849	Hennepin County	Hennepin	Osseo, BP	Bottineau Boulevard Multi-Use Trail in Osseo and Brooklyn Park					No	2023	\$1,562,348	\$390,587	\$35,558,890	759
18#	10653	Ramsey (City)	Anoka	Ramsey	Regional Mississippi Skyway Multiuse Trail Bridge in Ramsey					2019	2022	\$3,240,000	\$810,000	\$38,798,890	756
19	10970	Chaska	Carver	Chaska	Circle the Brick Trail Connection in Chaska					2021	2022	\$1,197,792	\$299,448	\$39,996,682	750
20	10854	Three Rivers Park District	Hennepin	Golden Valley	Bassett Creek Regional Trail in Golden Valley					2019	2022	\$1,635,600	\$408,900	\$41,632,282	749
21	11041	St Paul	Ramsey, Wash	St. Paul, Newport	Point Douglas Regional Trail Phase 1 Construction in St. Paul					No	2023	\$5,152,000	\$1,288,000	\$46,784,282	746
22	10866	Minneapolis	Hennepin	Minneapolis	36th St W Pedestrian and Bicycle Connection in Minneapolis					2022	2022	\$1,978,316	\$494,579	\$48,762,598	742
23	10701	Brooklyn Park	Hennepin	Brooklyn Park	Rush Creek Regional Trail Grade Separation in Brooklyn Park					No	2022	\$930,400	\$232,600	\$49,692,998	730
24	10941	Burnsville	Dakota	Burnsville	Highway 13 and Nicollet Avenue Pedestrian Crossing					No	2022	\$2,224,000	\$556,000	\$51,916,998	728
25#	10885	Carver County	Carver	Victoria	Lake Minnetonka Regional Trail in Carver County					No	2022	\$555,280	\$138,820	\$52,472,278	724
26	10915	Apple Valley	Dakota	Apple Valley	Apple Valley CSAH 38 Trail					No	2023	\$4,160,288	\$1,040,072	\$56,632,566	721
27	10897	Dakota County	Dakota	Mendota Hts	River to River Greenway in Mendota Heights					2019	2022	\$1,152,000	\$288,000	\$57,784,566	713
28	10938	Coon Rapids	Anoka	Coon Rapids	Coon Creek Regional Trail and Pedestrian Bridge in Coon Rapids					2020	2022	\$3,360,000	\$840,000	\$61,144,566	701
29	10850	Minnetonka	Hennepin	Minnetonka	Excelsior Blvd Multi-Use Trail in Minnetonka					No	2022	\$2,956,000	\$739,000	\$64,100,566	695
30	10778	Washington Co	Washington	Mahtomedi	CSAH 12 Multi-Use Trail in Washington County					2019	2022	\$756,979	\$189,245	\$64,857,545	678
31	10591	Shakopee	Scott	Shakopee	US 169 Bicycle and Pedestrian Bridge in Shakopee					2021	2022	\$2,752,000	\$688,000	\$67,609,545	673
32	10909	Anoka (City)	Anoka	Anoka	Anoka 4th Ave Trail Connection Rum River Trail					2019	2022	\$450,000	\$135,000	\$68,059,545	669
33#	10886	Carver County	Carver	Laketown Twp	Lake Waconia Regional Trail in Carver County					No	2023	\$1,498,320	\$374,580	\$69,557,865	650
34	11003	Washington Co	Washington	Cottage Grove	Central Greenway Multi-Use Trail Segments in Cottage Grove and Woodbury					No	2022	\$5,273,120	\$1,318,280	\$74,830,985	649
35	10908	Anoka (City)	Anoka	Anoka	Anoka Riverwalk West Rum River Trail					2020	2022	\$5,000,000	\$1,309,600	\$79,830,985	644
36	11036	Scott County	Scott	Louisville Twp	Merriam Junction Trail in Scott County					No	2023	\$5,500,000	\$4,900,000	\$85,330,985	640
37	11042	St Paul	Ramsey	St. Paul	Robert Piram Regional Trail Grade Separation in St. Paul					No	2022	\$5,500,000	\$1,607,130	\$90,830,985	633
38#	11033	Rosemount	Dakota	Rosemount	Rosemount Greenway Downtown Trail					2019	2022	\$1,360,000	\$340,000	\$92,190,985	593
39	10836	Three Rivers PD	Hennepin	Rogers	Crow Hassan Park Reserve to Lake Independence Regional Trail Connection in					2021	2023	\$1,069,404	\$267,351	\$93,260,389	489
40	11049	Rogers	Hennepin	Rogers	Rogers I-94 Pedestrian Bridge					2020	2023	\$2,800,000	\$1,000,000	\$96,060,389	461

**Pedestrian Facilities**

Rank	ID	Applicant	County	City	Project Name	Base (2 Projects)	Expansion-Heavy (2 Projects)	Modernization-Heavy (2 Projects)	Bike/Ped-Heavy (4 Projects)	Early?	Year	Federal Requested	Local Match	Federal Cumulative	Total Scores
1	10776	Minneapolis	Hennepin	Minneapolis	Lyndale Avenue North Pedestrian Safety Improvements in Minneapolis					2020 Only	2022	\$1,000,000	\$250,000	\$1,000,000	878
2	10833	Brooklyn Park	Hennepin	Brooklyn Park	West Broadway Avenue BLRT Streetscape Improvements					2020	2023	\$1,000,000	\$3,103,935	\$2,000,000	815
3	10995	Hennepin County	Hennepin	Various	ADA Retrofits at Blue and Green Line Extension Station Areas					2020	2022	\$1,000,000	\$250,000	\$3,000,000	796
4	11012	St. Paul	Ramsey	St. Paul	Front Ave Sidewalk Gap Infill in St. Paul					2021	2023	\$376,800	\$94,200	\$3,376,800	723
5	10903	Columbia Heights	Anoka	Columbia Heights	Central Avenue Pedestrian Enhancement Project in Columbia Heights					No	2022	\$1,000,000	\$830,000	\$4,376,800	721
6	10979	Richfield	Hennepin	Richfield	69th Street West Pedestrian Improvements in Richfield					2020	2022	\$250,000	\$250,000	\$4,626,800	676
7	11047	Scott County	Scott	Savage	CH 16 ADA Pedestrian Improvement in Savage					2019	2022	\$428,000	\$107,000	\$5,054,800	674
8	10902	W. St. Paul	Dakota	W. St. Paul	West St. Paul Wentworth Sidewalk Construction					No	2022	\$263,848	\$65,962	\$5,318,648	623
9	10996	Anoka County	Anoka	Coon Rapids	Round Lake Blvd Pedestrian Accommodations over US 10 in Coon Rapids					No	2022	\$1,000,000	\$758,400	\$6,318,648	596
10	10966	S. St. Paul	Dakota	S. St. Paul	Concord Exchange Pedestrian Improvements in South St. Paul					No	2022	\$1,000,000	\$1,800,000	\$7,318,648	594
11	11043	Carver County	Carver	Victoria	CSAH 11 Pedestrian Crossing Improvements in Victoria					No	2022	\$470,720	\$117,680	\$7,789,368	504
12#	10948	Shorewood	Hennepin	Shorewood	Galpin Lake Pedestrian Improvements in Shorewood					2020	2022	\$1,000,000	\$250,000	\$8,789,368	453

**Safe Routes to School**

Rank	ID	Applicant	County	City	Project Name	Base (2 Projects)	Expansion-Heavy (2 Projects)	Modernization-Heavy (2 Projects)	Bike/Ped-Heavy (4 Projects)	Early?	Year	Federal Requested	Local Match	Federal Cumulative	Total Scores
1	10921	Minneapolis	Hennepin	Minneapolis	Near North Safe Routes to School in Minneapolis					No	2022	\$1,000,000	\$250,000	\$1,000,000	839
2	10934	St. Paul	Ramsey	St. Paul	Bruce Vento Elementary Safe Routes to School in St. Paul					No	2023	\$842,528	\$210,632	\$1,842,528	787
3	10916	Apple Valley	Dakota	Apple Valley	Greenleaf Elementary Galaxie Crossing in Apple Valley					2019	2022	\$198,240	\$49,560	\$2,040,768	742
4	10807	Bloomington	Hennepin	Bloomington	Bloomington 102nd Street SRTS Improvements					No	2023	\$301,782	\$75,445	\$2,342,550	720
5	10869	S. St Paul	Dakota	S. St Paul	South St. Paul Secondary Safe Routes to School					2020	2022	\$1,000,000	\$780,000	\$3,342,550	666
6	10901	W. St. Paul	Dakota	W. St. Paul	West St. Paul Bidwell Street Sidewalk Improvements					No	2022	\$560,000	\$140,000	\$3,902,550	657
7	10964	Forest Lake	Washington	Forest Lake	Goodview Ave Pedestrian Underpass in Forest Lake					2020	2022	\$1,000,000	\$260,000	\$4,902,550	613
8	10724	Rogers	Hennepin	Rogers	Hassan Elementary School Trail in Rogers					2019	2022	\$652,000	\$325,000	\$5,554,550	562

**Total Modal Funding for Each Scenario**





**\$30,662,328      \$30,662,328      \$30,662,328      \$39,715,892**

- # Project applied for funding in past funding cycles.
- Shading indicates projects in each funding scenario that would not be funded if \$6,667,000 is approved by TAB for the St. Paul/HourCar Unique Project request.
- Blue shading indicates projects funded in the Base Funding Scenario.
- Orange shading indicates projects funded in the Expansion-Heavy Funding Scenario.
- Pink shading indicates projects funded in the Modernization-Heavy Funding Scenario.
- Green shading indicates projects funded in the Bike/Ped-Heavy Funding Scenario.

**DRAFT FUNDING SCENARIO**

**Unique Projects**

<b>Applicant</b>	<b>Project Name</b>	<b>Base</b>	<b>Expansion-Heavy</b>	<b>Modernization-Heavy</b>	<b>Bike/Ped Heavy</b>	<b>Year</b>	<b>Federal Requested</b>	<b>Local Match</b>
Met Council	Regional Model/Travel Behavior Inventory					Any	\$585,000	\$1,170,000
St Paul	Carsharing/Electric Vehicle Charging Stations	TBD	TBD	TBD	TBD	Any	\$6,667,000	\$4,000,000

-  Blue shading indicates projects funded in the Base Funding Scenario.
-  Orange shading indicates projects funded in the Expansion-Heavy Funding Scenario.
-  Pink shading indicates projects funded in the Modernization-Heavy Funding Scenario.
-  Green shading indicates projects funded in the Bike/Ped-Heavy Funding Scenario.

**SCENARIO SUMMARIES**

Mode	Mid-Point of Funding Range	Base	% of Total \$	# of Projects	Expansion-Heavy	% of Total \$	# of Projects	Modernization-Heavy	% of Total \$	# of Projects	Bike/Ped Heavy	% of Total \$	# of Projects
Roadways	58%	\$109,911,896	57%	21	\$110,920,576	57%	21	\$109,515,896	56%	21	\$102,911,896	53%	20
Transit/TDM	27%	\$53,342,029	27%	11	\$51,942,029	27%	11	\$54,734,029	28%	12	\$50,598,029	26%	10
Bike/Ped	15%	\$30,662,328	16%	15	\$30,662,328	16%	15	\$30,662,328	16%	15	\$39,715,892	20%	24
Unique*	N/A	\$585,000	0.3%	1	\$585,000	0.3%	1	\$585,000	0.3%	1	\$585,000	0.3%	1
Total	100%	\$194,501,253	100%	48	\$194,109,933	100%	48	\$195,497,253	100%	49	\$193,810,816	100%	55
Returned Extra Transit		\$2,229,487			\$2,229,487			\$2,229,487			\$2,229,487		
Grand Total		\$196,730,740			\$196,339,420			\$197,726,740			\$196,040,303		

Includes the Regional Travel Behavior Inventory (\$585,000). Funding for the St. Paul unique project still being discussed by TAB.

Grand Total includes \$2.2M of returned extra transit funds that are added to transit expansion projects.