



Transportation Committee

Adam Harrington, Director of Service Development, Metro Transit

John Harper, Manager of Contracted Transit Services, MTS

February 26, 2024

Current Metro Transit micro project



On-demand: Request a ride right when you need it and be picked up in a few minutes.



App-enabled: Download the smartphone app and create an account to start booking rides.



Algorithm-powered: Technology matches your ride with a vehicle in real-time to optimize your experience.

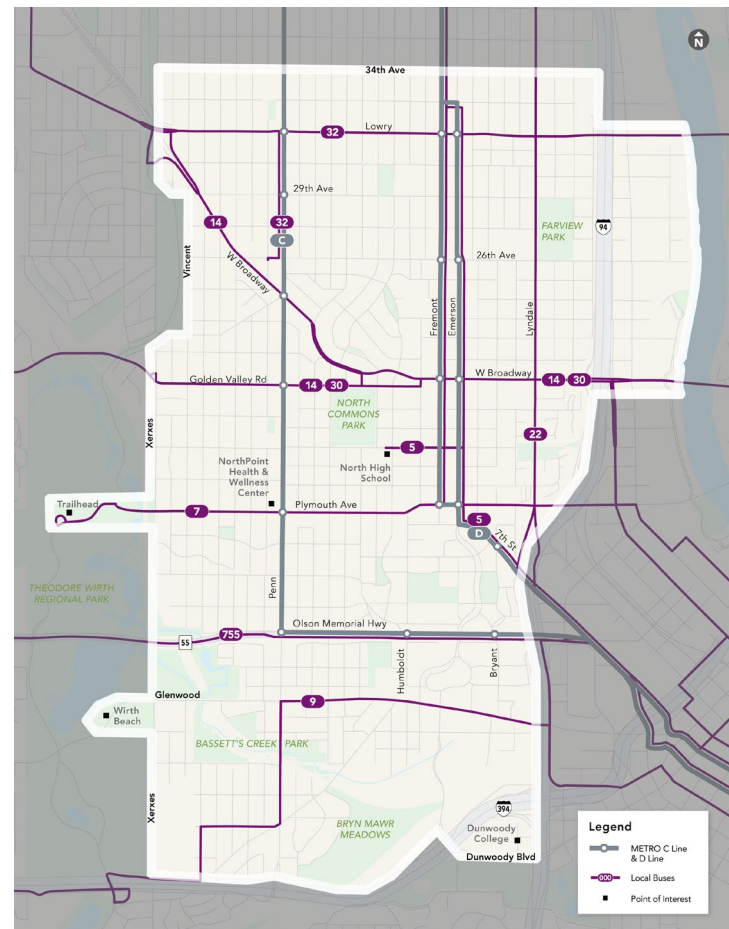


Rideshare: Spend less time waiting for a ride by sharing your vehicle with others.

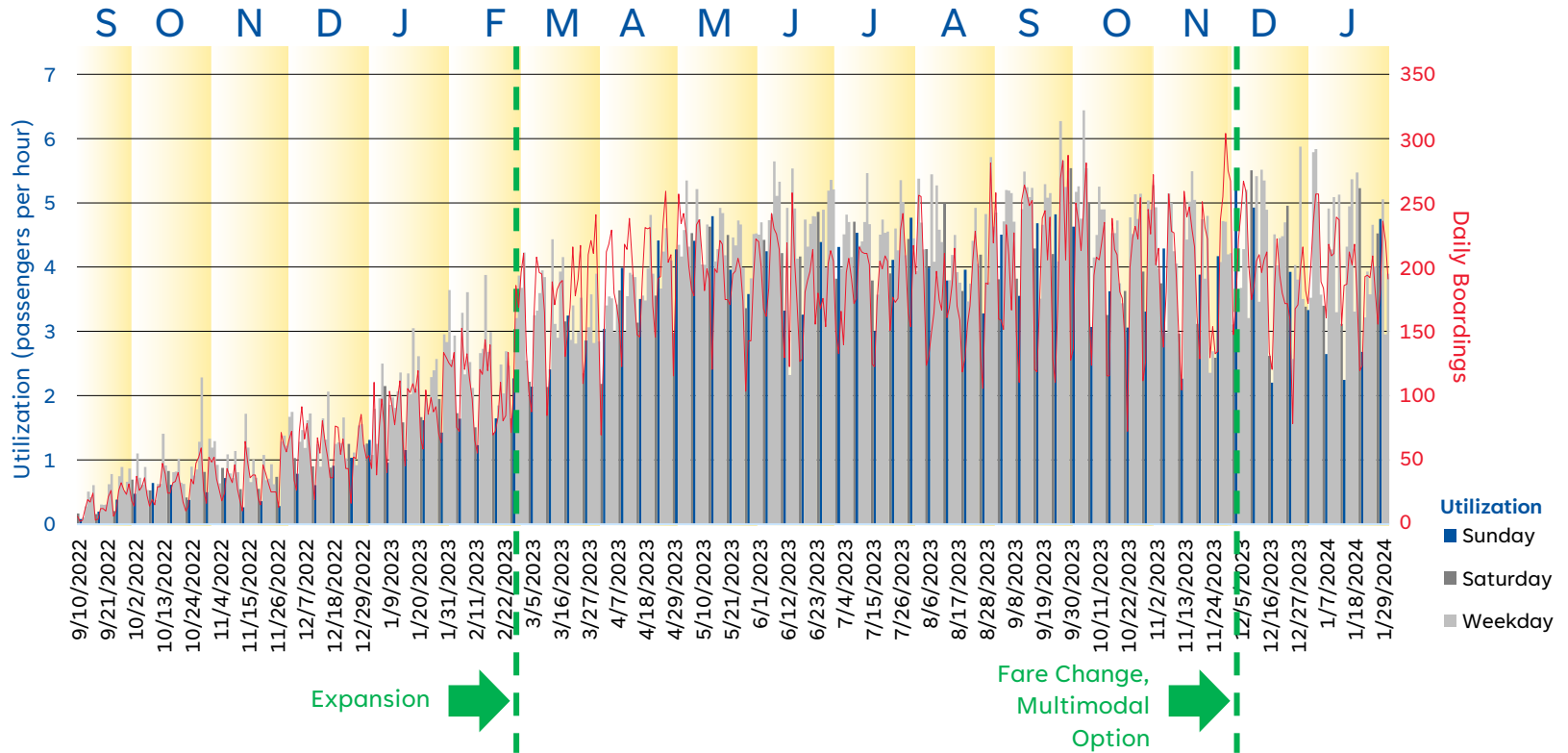
North Minneapolis Pilot

- Launched September 10, 2022
- Zone Expanded February 27, 2023
- Service Changes Dec 2, 2023
 - Multi modal trip planning
 - Fare \$2.50 non-rush hour, \$3.25 ride rush hour
 - Free transfers with 2.5 hours

| | |
|-------------------------|--------------|
| Average Daily Ridership | 198 rides |
| Average Pick-Up ETA | 21.4 minutes |
| Average Trip Distance | 1.6 miles |
| Rider Rating | 4.8/5.0 |



Performance Over Time

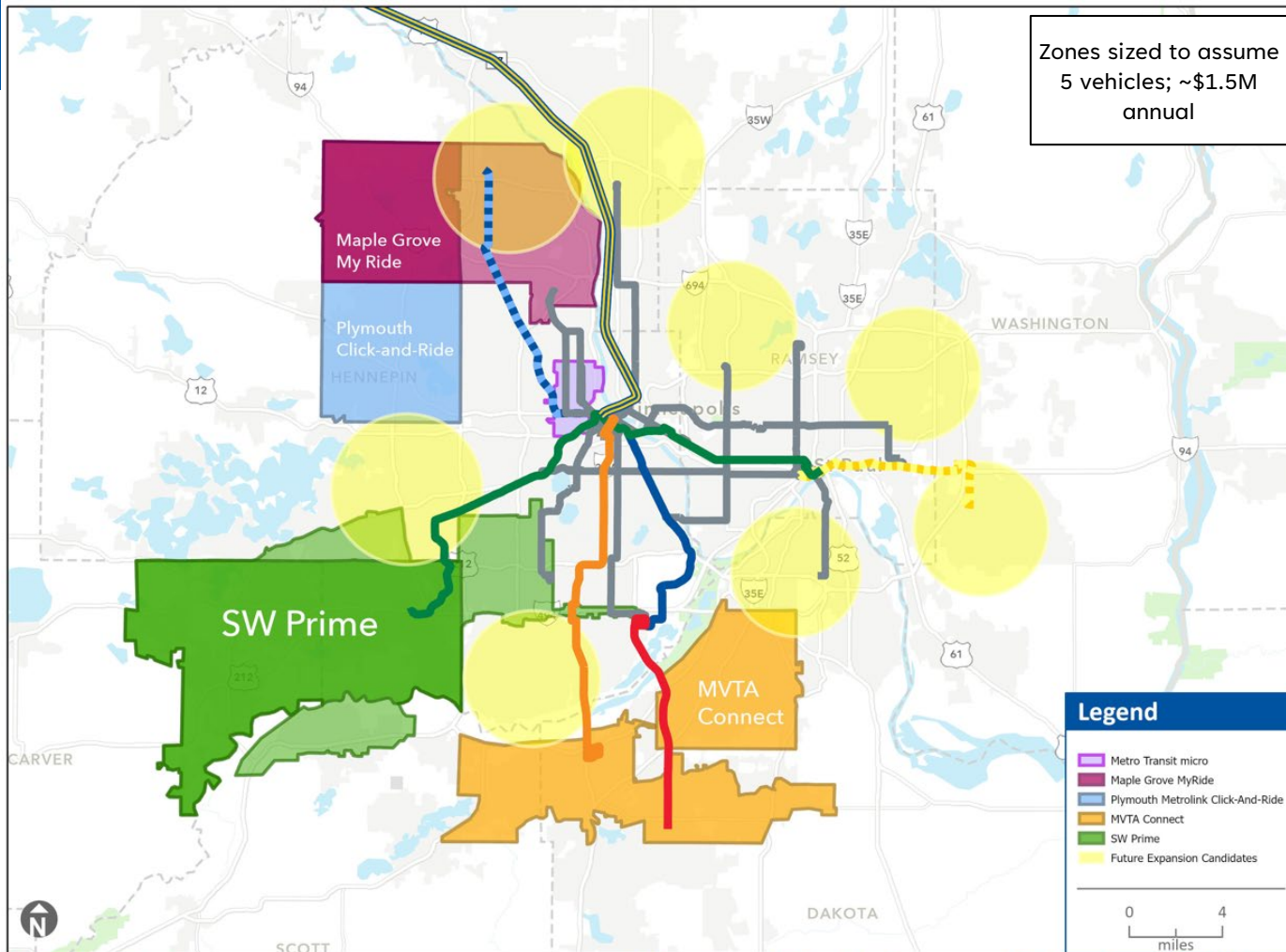


Next Market Demonstration

- Suburban/lower density areas
- Connection to Transit Center/Transitway
- Learn impacts to suburban bus routes
- Share information with other providers
- Aligns with new funding requirements
- Inform policy development



Zones sized to assume
5 vehicles; ~\$1.5M
annual

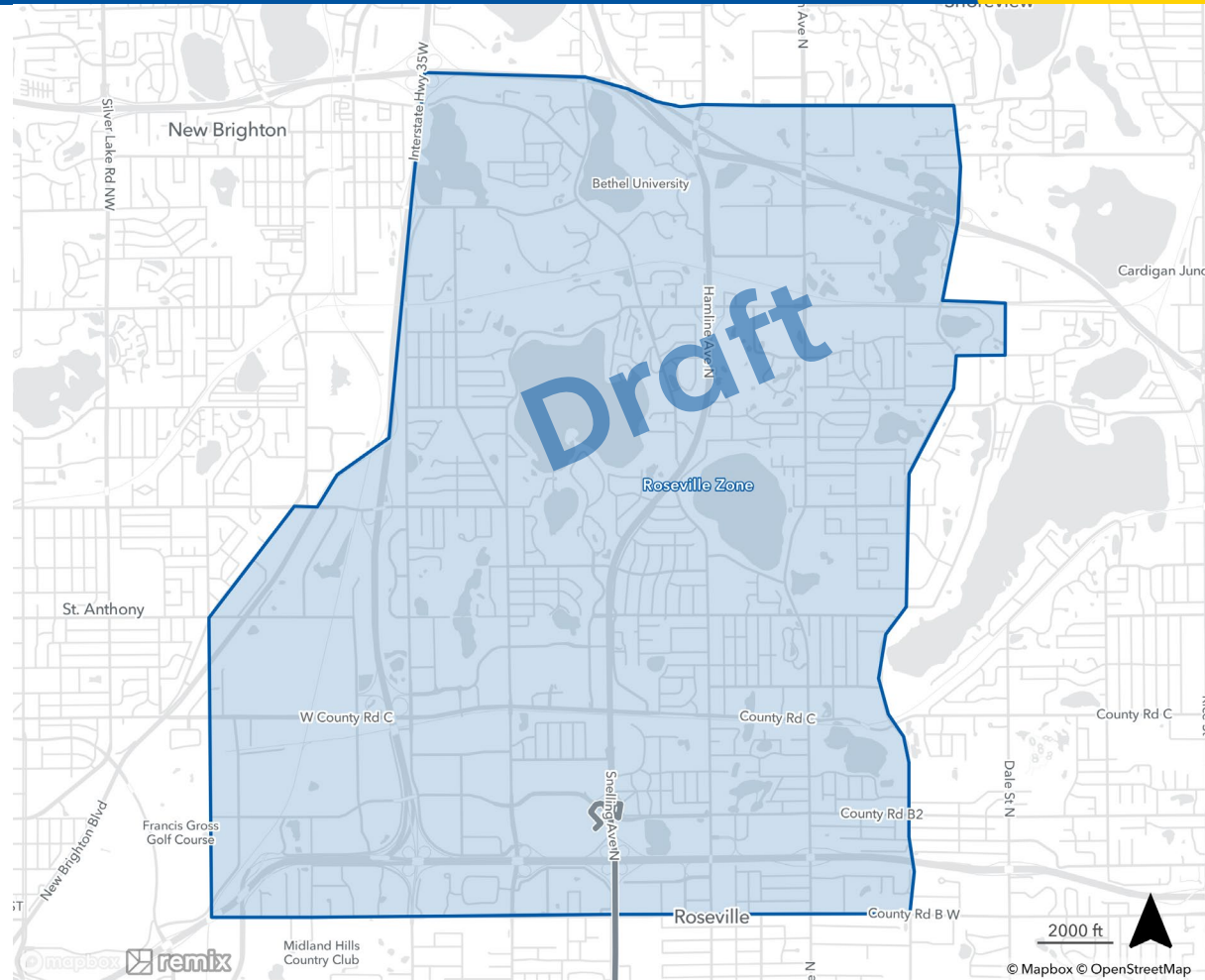


Evaluation and Prioritization

| | Roseville/ A Line | Woodbury/ Gold Line | Maplewood Mall/ Purple Line | Bloomington/ Orange Line | Minnetonka / Green Line | Mendota Heights/ G Line | Northtown/ F Line | Starlite TC |
|--|----------------------|------------------------|-----------------------------------|-----------------------------|----------------------------|-------------------------------|----------------------|---------------|
| Housing + Transportation Burden | Medium | Medium | Low | Medium | High | High | Low | Low |
| Accessibility/ Walkability | 59 | 64 | 63 | 78 | 31 | 48 | 62 | 70 |
| Development Density | 2,000 jobs/mi | 1,465 jobs/mi | 2,044 jobs/mi | 1,468 jobs/mi | 900 jobs/mi | 691 jobs/mi | 643 jobs/mi | 1,333 jobs/mi |
| One/No Vehicle Households | 41% | 28% | 43% | 46% | 37% | 43% | 34% | 46% |
| Number of Rental Units | 2,913 | 3,098 | 3,662 | 4,619 | 6,676 | 4,408 | 3,815 | 6,790 |
| Distance from existing on- demand transit service | Far | Far | Far | Adjacent | Overlaps | Adjacent | Near | Overlaps |
| Readiness in connecting with transitways (BRT, LRT) | Open | 2025 | 2028+ | Open | 2027 | 2028 | 2026 | 2028+ |

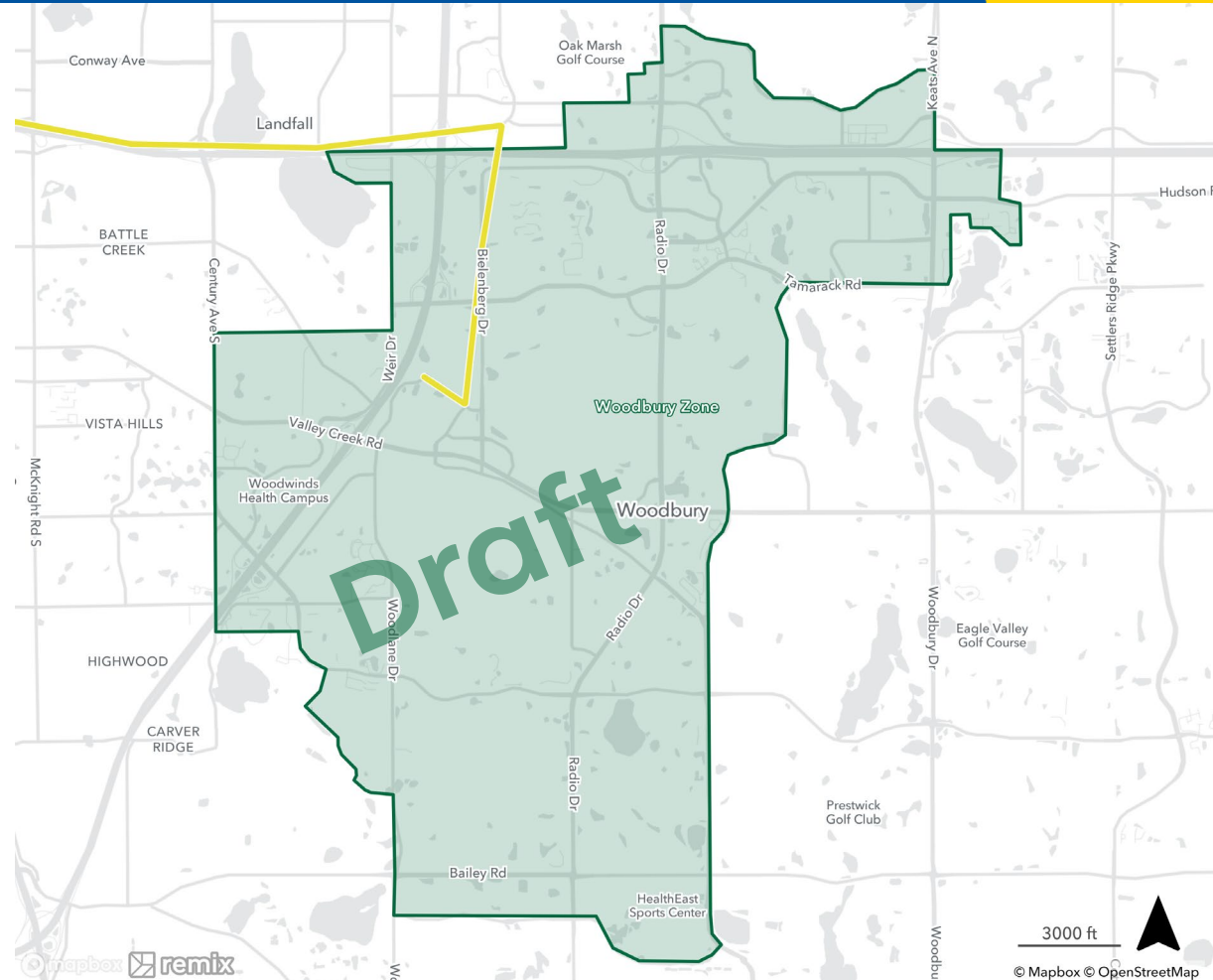
Roseville Zone

- Connections to METRO A Line at Rosedale Transit Center
- Includes portions of Roseville, Arden Hills, and Shoreview
- 13 square miles
- 5 vehicles

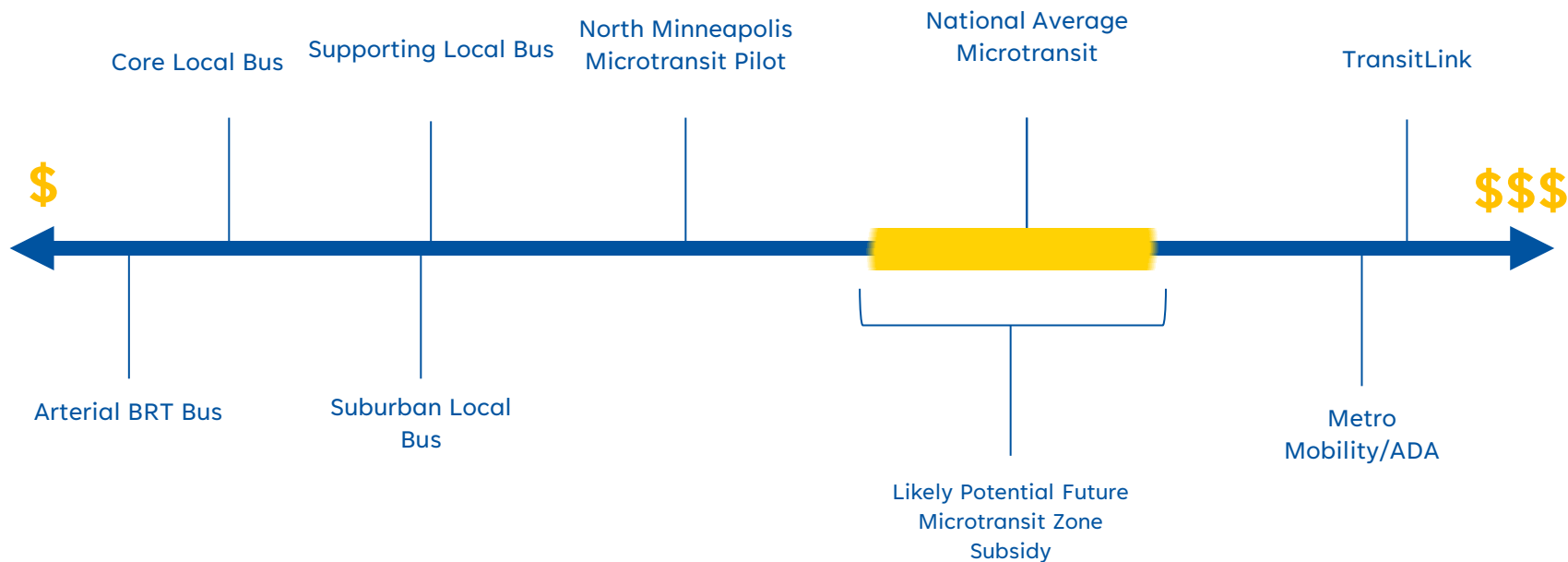


Woodbury Zone

- Connections to METRO Gold Line at Woodlane and Queens Stations
- Includes portions of Woodbury, Oakdale, and Lake Elmo
- 12 square miles
- 5 vehicles



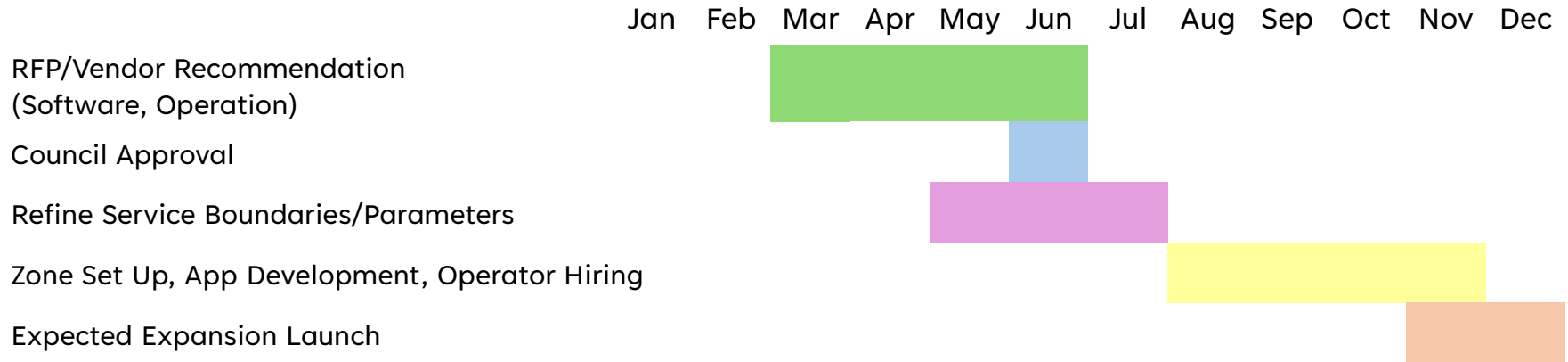
Cost Comparison



*regional subsidies based on 2019 data

Implementation Timeline

- North Minneapolis Pilot becomes regular service Sept 2024
- Launch expansion serving Roseville/Woodbury Winter 2024



Thank You